



AUDI FIS SKI WORLD CUP FINALS 2024/25



Sun Valley (USA)

10th Women's Slalom

ENTRY LIST BY NSA

Number of Competitors: 24, Number of NSAs: 12

NSA	FIS Code	Name	Date of Birth	FIS Points (20th of March 2025 - List 19)						
				DH	SL	GS	SG	AC		
ALB (1)	805009	COLTURI Lara	15 NOV 2006	75.84 (220)	6.23 (14)	11.59 (19)	47.52 (170)	972.00 (702)		
AUT (3)	56253	HUBER Katharina	3 OCT 1995	132.69 (502)	8.52 (21)	20.00 (70)	94.30 (553)	78.89 (18)		
	56388	LIENSBERGER Katharina	1 APR 1997	999.99(1241)	1.80 (6)	15.14 (29)	999.99(2212)	853.55 (674)		
	56315	TRUPPE Katharina	15 JAN 1996	-	5.53 (11)	21.82 (92)	999.99(2212)	-		
CAN (2)	107798	NULLMEYER Ali	21 AUG 1998	-	7.47 (19)	27.05 (190)	218.70(1452)	333.80 (369)		
	107427	ST-GERMAIN Laurence	30 MAY 1994	999.99(1241)	9.07 (24)	167.31(2921)	999.99(2212)	999.99 (708)		
CRO (1)	385116	LJUTIC Zrinka	26 JAN 2004	-	0.00 (1)	8.19 (11)	154.62(1064)	194.57 (119)		
FRA (1)	198176	LAMURE Marie	14 JUL 2001	-	15.84 (46)	23.31 (123)	147.59(1023)	170.54 (89)		
GER (2)	507168	AICHER Emma	13 NOV 2003	1.03 (6)	6.88 (15)	18.90 (61)	3.85 (12)	78.77 (17)		
	206355	DUERR Lena	4 AUG 1991	513.00(1133)	3.42 (8)	15.16 (30)	248.45(1602)	149.45 (68)		
ITA (2)	6295075	DELLA MEA Lara	10 JAN 1999	-	11.91 (29)	17.51 (45)	50.00 (184)	999.99 (708)		
	299699	PETERLINI Martina	24 OCT 1997	-	10.38 (25)	29.84 (252)	-	-		
NOR (1)	426100	HOLTMANN Mina Fuerst	17 JUL 1995	269.04 (891)	5.76 (13)	8.95 (15)	221.72(1468)	312.98 (328)		
SLO (2)	565491	DVORNIK Neja	6 JAN 2001	105.68 (384)	8.61 (22)	16.17 (39)	92.73 (538)	221.30 (166)		
	565463	SLOKAR Andreja	15 OCT 1997	166.13 (623)	7.20 (18)	23.47 (127)	62.89 (270)	213.38 (155)		
SUI (3)	516280	HOLDENER Wendy	12 MAY 1993	40.48 (99)	0.00 (1)	15.76 (36)	15.92 (28)	24.76 (3)		
	516528	MEILLARD Melanie	23 SEP 1998	-	4.44 (10)	23.78 (135)	231.98(1525)	96.39 (26)		
	516562	RAST Camille	9 JUL 1999	-	0.00 (1)	11.52 (18)	51.77 (198)	233.96 (189)		
SWE (4)	507109	ARONSSON ELFMAN Hanna	29 DEC 2002	341.49(1011)	13.80 (33)	19.17 (64)	137.96 (947)	195.66 (121)		
	506399	HECTOR Sara	4 SEP 1992	999.99(1241)	5.58 (12)	0.00 (1)	137.69 (942)	187.19 (108)		
	507325	OEHLUND Cornelia	15 AUG 2005	-	7.10 (16)	23.11 (115)	83.41 (431)	-		
	506146	SWENN LARSSON Anna	18 JUN 1991	-	2.03 (7)	28.48 (220)	666.63(2156)	569.43 (584)		
USA (2)	539909	MOLTZAN Paula	7 APR 1994	-	4.43 (9)	8.67 (14)	807.96(2183)	999.99 (708)		
	6535237	SHIFFRIN Mikaela	13 MAR 1995	1.00 (5)	0.00 (1)	1.09 (5)	20.12 (41)	3.38 (2)		

Legend:	-	No points	WCSL-AC	FIS World Cup Start List points for Alpine Combined
WCSL-DH	FIS World Cup Start List points for Downhill	WCSL-GS	FIS World Cup Start List points for Giant Slalom	
WCSL-O	Overall FIS World Cup Start List points	WCSL-SG	FIS World Cup Start List points for Super-G	
WCSL-SL	FIS World Cup Start List points for Slalom			





AUDI FIS SKI WORLD CUP FINALS 2024/25



Sun Valley (USA)

10th Women's Slalom

THU 27 MAR 2025

Start Time 9:00

DRAW LIST

Number of Competitors: 24, Number of NSAs: 12

Rank 120 in the FIS List: BOITEUX Louna 23.00 FIS Points

No.	FIS Code	Name	NSA Code	WC-SL	WC-O	FIS SL
1	385116	LJUTIC Zrinka	CRO	541 (1)	816 (4)	0.00 (1)
2	516562	RAST Camille	SUI	492 (3)	736 (6)	0.00 (1)
3	56388	LIENSBERGER Katharina	AUT	509 (2)	563 (11)	1.80 (6)
4	516280	HOLDENER Wendy	SUI	469 (6)	612 (10)	0.00 (1)
5	206355	DUERR Lena	GER	473 (5)	548 (13)	3.42 (8)
6	6535237	SHIFFRIN Mikaela	USA	486 (4)	537 (16)	0.00 (1)
7	506146	SWENN LARSSON Anna	SWE	347 (7)	347 (23)	2.03 (7)
8	506399	HECTOR Sara	SWE	305 (9)	752 (5)	5.58 (12)
9	516528	MEILLARD Melanie	SUI	310 (8)	310 (26)	4.44 (10)
10	805009	COLTURI Lara	ALB	276 (10)	655 (8)	6.23 (14)
11	56315	TRUPPE Katharina	AUT	234 (13)	234 (36)	5.53 (11)
12	539909	MOLTZAN Paula	USA	263 (11)	549 (12)	4.43 (9)
13	565463	SLOKAR Andreja	SLO	260 (12)	260 (32)	7.20 (18)
14	56253	HUBER Katharina	AUT	189 (14)	189 (44)	8.52 (21)
15	507325	OEHLUND Cornelia	SWE	156 (16)	156 (46)	7.10 (16)
16	+500 507168	AICHER Emma	GER	153 (17)	546 (15)	6.88 (15)
17	426100	HOLTMANN Mina Fuerst	NOR	164 (15)	291 (28)	5.76 (13)
18	107427	ST-GERMAIN Laurence	CAN	121 (18)	121 (52)	9.07 (24)
19	198176	LAMURE Marie	FRA	100 (19)	100 (58)	15.84 (46)
20	565491	DVORNIK Neja	SLO	95 (20)	259 (33)	8.61 (22)
21	507109	ARONSSON ELFMAN Hanna	SWE	94 (21)	94 (59)	13.80 (33)
22	299699	PETERLINI Martina	ITA	84 (23)	84 (63)	10.38 (25)
23	107798	NULLMEYER Ali	CAN	86 (22)	86 (62)	7.47 (19)
24	6295075	DELLA MEA Lara	ITA	52 (25)	93 (60)	11.91 (29)

Legend:					No.	Control Number	
+500	At least 500 points on WC-O after 15th place and within best 25						
FIS SL	FIS points for Slalom (19th FIS points list 2024/25)						
WC-O	Overall FIS World Cup points					WC-SL	FIS World Cup points for Slalom



STIFEL

Sun Valley
FINALS

Sun Valley

Audi
FIS Ski World Cup

AUDI FIS SKI WORLD CUP FINALS 2024/25

LONGINES



Sun Valley (USA)

10th Women's Slalom

THU 27 MAR 2025

Start Time 9:00

START LIST RUN 1

Number of Competitors: 24, Number of NSAs: 12

Bib	FIS Code	Name	Year of Birth	NSA Code	Time	Ski
1	56388	LIENSBERGER Katharina	1997	AUT		Rossignol
2	6535237	SHIFFRIN Mikaela	1995	USA		Atomic
3	516562	RAST Camille	1999	SUI		Head
4	385116	LJUTIC Zrinka	2004	CRO		Atomic
5	506146	SWENN LARSSON Anna	1991	SWE		Head
6	516280	HOLDENER Wendy	1993	SUI		Head
7	206355	DUERR Lena	1991	GER		Head
8	516528	MEILLARD Melanie	1998	SUI		Rossignol
9	56253	HUBER Katharina	1995	AUT		Fischer
10	805009	COLTURI Lara	2006	ALB		Blizzard
11	506399	HECTOR Sara	1992	SWE		Head
12	507325	OEHLUND Cornelia	2005	SWE		Head
13	56315	TRUPPE Katharina	1996	AUT		Voelkl
14	539909	MOLTZAN Paula	1994	USA		Rossignol
15	565463	SLOKAR Andreja	1997	SLO		Nordica
-----break-----						
16	507168	AICHER Emma	2003	GER		Head
17	426100	HOLTMANN Mina Fuerst	1995	NOR		Atomic
18	107427	ST-GERMAIN Laurence	1994	CAN		Rossignol
19	198176	LAMURE Marie	2001	FRA		Rossignol
20	565491	DVORNIK Neja	2001	SLO		Fischer
21	507109	ARONSSON ELFMAN Hanna	2002	SWE		Rossignol
22	299699	PETERLINI Martina	1997	ITA		Rossignol
23	107798	NULLMEYER Ali	1998	CAN		Atomic
24	6295075	DELLA MEA Lara	1999	ITA		Fischer

Jury

FIS Technical Delegate	OHRT Susan	CAN
Referee	GERDOL Peter	FIS
Assistant Referee	MAYR Markus	FIS
Chief of Race	JOHNSON Greg	USA

Technical Data

Course Name	Greyhawk
Start Altitude	2052m
Finish Altitude	1842m
Vertical Drop	210m
Homologation Number	15434/10/24

Race Information Run 1

Course Setter	SORIO Sascha	SWE
Gates/Turning Gates	68/67	
Start Time	9:00	

Race Information Run 2

Course Setter	PFITSCHER Heini	SUI
Gates/Turning Gates		
Start Time	12:00	

Forerunners:

Run 1:	F1 - HURT A J	USA	F2 - O'BRIEN Nina	USA	F3 - HENSIEN Katie	USA
Run 2:	F1 - HURT A J	USA	F2 - O'BRIEN Nina	USA	F3 - HENSIEN Katie	USA

Legend:

YB Year of Birth

THU 27 MAR 2025 / Sun Valley (USA) / 5052

Page 1/1

Data Processing by LONGINES

www.fis-ski.com

LONGINES Timing

Generation date : WED 26 MAR 2025

Time : 18:28

Document: C51A 1.0





AUDI FIS SKI WORLD CUP FINALS 2024/25



Sun Valley (USA)

10th Women's Slalom

THU 27 MAR 2025

Start Time 9:00

OFFICIAL RESULTS RUN 1

Number of Competitors: 24, Number of NSAs: 12

Rank	Bib	FIS Code	Name	YB	NSA Code	Time	Difference	Ski
1	2	6535237	SHIFFRIN Mikaela	1995	USA	52.05		Atomic
2	7	206355	DUERR Lena	1991	GER	52.64	0.59	Head
3	6	516280	HOLDENER Wendy	1993	SUI	53.07	1.02	Head
4	1	56388	LIENSBERGER Katharina	1997	AUT	53.27	1.22	Rossignol
5	8	516528	MEILLARD Melanie	1998	SUI	53.43	1.38	Rossignol
6	5	506146	SWENN LARSSON Anna	1991	SWE	53.53	1.48	Head
7	10	805009	COLTURI Lara	2006	ALB	53.84	1.79	Blizzard
8	14	539909	MOLTZAN Paula	1994	USA	53.91	1.86	Rossignol
9	15	565463	SLOKAR Andreja	1997	SLO	53.92	1.87	Nordica
10	16	507168	AICHER Emma	2003	GER	53.96	1.91	Head
11	9	56253	HUBER Katharina	1995	AUT	53.98	1.93	Fischer
12	4	385116	LJUTIC Zrinka	2004	CRO	54.04	1.99	Atomic
13	17	426100	HOLTMANN Mina Fuerst	1995	NOR	54.13	2.08	Atomic
14	3	516562	RAST Camille	1999	SUI	54.19	2.14	Head
15	11	506399	HECTOR Sara	1992	SWE	54.21	2.16	Head
16	20	565491	DVORNIK Neja	2001	SLO	54.42	2.37	Fischer
17	21	507109	ARONSSON ELFMAN Hanna	2002	SWE	54.62	2.57	Rossignol
18	23	107798	NULLMEYER Ali	1998	CAN	54.84	2.79	Atomic
19	18	107427	ST-GERMAIN Laurence	1994	CAN	55.26	3.21	Rossignol
20	24	6295075	DELLA MEA Lara	1999	ITA	55.36	3.31	Fischer
21	12	507325	OEHLUND Cornelia	2005	SWE	56.11	4.06	Head

DID NOT FINISH RUN 1: 1 competitor

13	56315	TRUPPE Katharina	1996	AUT				Voelkl
----	-------	------------------	------	-----	--	--	--	--------

DISQUALIFIED RUN 1: 2 competitors

19	198176	LAMURE Marie	2001	FRA	Gate 66	Rule 629.3		Rossignol
22	299699	PETERLINI Martina	1997	ITA	Gate 66	Rule 629.3		Rossignol



Sun Valley (USA)



10th Women's Slalom

THU 27 MAR 2025

OFFICIAL RESULTS RUN 1

Start Time 9:00

Number of Competitors: 24, Number of NSAs: 12

Rank	Bib	FIS Code	Name	YB	NSA Code	Time	Difference	Ski
------	-----	----------	------	----	----------	------	------------	-----

Rule details:

629.3 Does not pass through a gate correctly

Jury

FIS Technical Delegate	OHRT Susan	CAN
Referee	GERDOL Peter	FIS
Assistant Referee	MAYR Markus	FIS
Chief of Race	JOHNSON Greg	USA

Technical Data

Course Name	Greyhawk
Start Altitude	2052m
Finish Altitude	1842m
Vertical Drop	210m
Homologation Number	15434/10/24

Race Information Run 1

Course Setter	SORIO Sascha	SWE
Gates/Turning Gates	68/67	
Start Time	9:00	

Race Information Run 2

Course Setter	PFITSCHER Heini	SUI
Gates/Turning Gates		
Start Time	12:00	

Forerunners:

Run 1:	F1 - HURT A J	USA	F2 - O'BRIEN Nina	USA	F3 - HENSIEN Katie	USA
Run 2:	F1 - HURT A J	USA	F2 - O'BRIEN Nina	USA	F3 - HENSIEN Katie	USA

Conditions on course:

Run 1	PARTLY CLOUDY	Snow: HARD	Temperature - Start: 5°C / 41°F	Temperature - Finish: 4°C / 39°F
-------	---------------	------------	---------------------------------	----------------------------------

Legend:

YB Year of Birth





AUDI FIS SKI WORLD CUP FINALS 2024/25



Sun Valley (USA)



10th Women's Slalom

THU 27 MAR 2025

START LIST RUN 2

Start Time 12:00

Number of Competitors: 21, Number of NSAs: 11

Start Order	Bib	FIS Code	Name	Year of Birth	NSA Code	Run 1	Diff.	Rank	Run 2	Total	Ski
1	12	507325	OEHLUND Cornelia	2005	SWE	56.11	4.06	21			Head
2	24	6295075	DELLA MEA Lara	1999	ITA	55.36	3.31	20			Fischer
3	18	107427	ST-GERMAIN Laurence	1994	CAN	55.26	3.21	19			Rossignol
4	23	107798	NULLMEYER Ali	1998	CAN	54.84	2.79	18			Atomic
5	21	507109	ARONSSON ELFMAN Hanna	2002	SWE	54.62	2.57	17			Rossignol
6	20	565491	DVORNIK Neja	2001	SLO	54.42	2.37	16			Fischer
7	11	506399	HECTOR Sara	1992	SWE	54.21	2.16	15			Head
8	3	516562	RAST Camille	1999	SUI	54.19	2.14	14			Head
9	17	426100	HOLTMANN Mina Fuerst	1995	NOR	54.13	2.08	13			Atomic
10	4	385116	LJUTIC Zrinka	2004	CRO	54.04	1.99	12			Atomic
11	9	56253	HUBER Katharina	1995	AUT	53.98	1.93	11			Fischer
12	16	507168	AICHER Emma	2003	GER	53.96	1.91	10			Head
13	15	565463	SLOKAR Andreja	1997	SLO	53.92	1.87	9			Nordica
----- break -----											
14	14	539909	MOLTZAN Paula	1994	USA	53.91	1.86	8			Rossignol
15	10	805009	COLTURI Lara	2006	ALB	53.84	1.79	7			Blizzard
16	5	506146	SWENN LARSSON Anna	1991	SWE	53.53	1.48	6			Head
17	8	516528	MEILLARD Melanie	1998	SUI	53.43	1.38	5			Rossignol
18	1	56388	LIENSBERGER Katharina	1997	AUT	53.27	1.22	4			Rossignol
19	6	516280	HOLDENER Wendy	1993	SUI	53.07	1.02	3			Head
20	7	206355	DUERR Lena	1991	GER	52.64	0.59	2			Head
21	2	6535237	SHIFFRIN Mikaela	1995	USA	52.05		1			Atomic

Jury

FIS Technical Delegate	OHRT Susan	CAN
Referee	GERDOL Peter	FIS
Assistant Referee	MAYR Markus	FIS
Chief of Race	JOHNSON Greg	USA

Technical Data

Course Name	Greyhawk
Start Altitude	2052m
Finish Altitude	1842m
Vertical Drop	210m
Homologation Number	15434/10/24

Race Information Run 1

Course Setter	SORIO Sascha	SWE
Gates/Turning Gates	68/67	
Start Time	9:00	

Race Information Run 2

Course Setter	PFITSCHER Heini	SUI
Gates/Turning Gates		
Start Time	12:00	

Forerunners:

Run 1:	F1 - HURT A J	USA	F2 - O'BRIEN Nina	USA	F3 - HENSIEN Katie	USA
Run 2:	F1 - HURT A J	USA	F2 - O'BRIEN Nina	USA	F3 - HENSIEN Katie	USA





AUDI FIS SKI WORLD CUP FINALS 2024/25



Sun Valley (USA)



10th Women's Slalom

THU 27 MAR 2025

OFFICIAL RESULTS

Start Time 12:00

Number of Competitors: 24, Number of NSAs: 12

Penalty applied: 0.00

Rank	Bib	FIS Code	Name	YB	NSA Code	Run 1		Run 2		Total	Diff.	Race Points	Ski
						Time	Rank	Time	Rank				
1	2	6535237	SHIFFRIN Mikaela	1995	USA	52.05	(1)	53.87	(3)	1:45.92		0.00	Atomic
2	7	206355	DUERR Lena	1991	GER	52.64	(2)	54.41	(9)	1:47.05	1.13	7.79	Head
3	15	565463	SLOKAR Andreja	1997	SLO	53.92	(9)	53.14	(1)	1:47.06	1.14	7.86	Nordica
4	6	516280	HOLDENER Wendy	1993	SUI	53.07	(3)	54.45	(10)	1:47.52	1.60	11.03	Head
5	1	56388	LIENSBERGER Katharina	1997	AUT	53.27	(4)	54.59	(13)	1:47.86	1.94	13.37	Rossignol
6	14	539909	MOLTZAN Paula	1994	USA	53.91	(8)	54.01	(6)	1:47.92	2.00	13.78	Rossignol
7	8	516528	MEILLARD Melanie	1998	SUI	53.43	(5)	54.68	(15)	1:48.11	2.19	15.09	Rossignol
8	17	426100	HOLTMANN Mina Fuerst	1995	NOR	54.13	(13)	54.00	(5)	1:48.13	2.21	15.23	Atomic
9	23	107798	NULLMEYER Ali	1998	CAN	54.84	(18)	53.68	(2)	1:48.52	2.60	17.92	Atomic
10	4	385116	LJUTIC Zrinka	2004	CRO	54.04	(12)	54.56	(11)	1:48.60	2.68	18.47	Atomic
11	10	805009	COLTURI Lara	2006	ALB	53.84	(7)	54.82	(18)	1:48.66	2.74	18.88	Blizzard
12	9	56253	HUBER Katharina	1995	AUT	53.98	(11)	54.75	(16)	1:48.73	2.81	19.37	Fischer
13	16	507168	AICHER Emma	2003	GER	53.96	(10)	54.83	(19)	1:48.79	2.87	19.78	Head
14	3	516562	RAST Camille	1999	SUI	54.19	(14)	54.64	(14)	1:48.83	2.91	20.06	Head
15	5	506146	SWENN LARSSON Anna	1991	SWE	53.53	(6)	55.44	(21)	1:48.97	3.05	21.02	Head
16	11	506399	HECTOR Sara	1992	SWE	54.21	(15)	54.81	(17)	1:49.02	3.10	21.37	Head
17	21	507109	ARONSSON ELFMAN Hanna	2002	SWE	54.62	(17)	54.57	(12)	1:49.19	3.27	22.54	Rossignol
18	24	6295075	DELLA MEA Lara	1999	ITA	55.36	(20)	53.98	(4)	1:49.34	3.42	23.57	Fischer
19	20	565491	DVORNIK Neja	2001	SLO	54.42	(16)	55.05	(20)	1:49.47	3.55	24.47	Fischer
20	18	107427	ST-GERMAIN Laurence	1994	CAN	55.26	(19)	54.25	(7)	1:49.51	3.59	24.74	Rossignol
21	12	507325	OEHLUND Cornelia	2005	SWE	56.11	(21)	54.32	(8)	1:50.43	4.51	31.08	Head

DID NOT FINISH RUN 1: 1 competitor

13	56315	TRUPPE Katharina	1996	AUT									Voelkl
----	-------	------------------	------	-----	--	--	--	--	--	--	--	--	--------

DISQUALIFIED RUN 1: 2 competitors

19	198176	LAMURE Marie	2001	FRA	Gate 66					Rule 629.3			Rossignol
22	299699	PETERLINI Martina	1997	ITA	Gate 66					Rule 629.3			Rossignol



Sun Valley (USA)



10th Women's Slalom

THU 27 MAR 2025

OFFICIAL RESULTS

Start Time 12:00

Number of Competitors: 24, Number of NSAs: 12

Penalty applied: 0.00

Rank	Bib	FIS Code	Name	YB	NSA Code	Run 1	Run 2	Total	Diff.	Race Points	Ski
						Time	Rank				

Rule details:

629.3 Does not pass through a gate correctly

Jury

FIS Technical Delegate	OHRT Susan	CAN
Referee	GERDOL Peter	FIS
Assistant Referee	MAYR Markus	FIS
Chief of Race	JOHNSON Greg	USA

Technical Data

Course Name	Greyhawk
Start Altitude	2052m
Finish Altitude	1842m
Vertical Drop	210m
Homologation Number	15434/10/24

Race Information Run 1

Course Setter	SORIO Sascha	SWE
Gates/Turning Gates	68/67	
Start Time	9:00	

Race Information Run 2

Course Setter	PFITSCHER Heini	SUI
Gates/Turning Gates	67/64	
Start Time	12:00	

Forerunners:

Run 1:	F1 - HURT A J	USA	F2 - O'BRIEN Nina	USA	F3 - HENSIEN Katie	USA
Run 2:	F1 - HURT A J	USA	F2 - O'BRIEN Nina	USA	F3 - HENSIEN Katie	USA

Conditions on course:

Run 1	PARTLY CLOUDY	Snow:	HARD	Temperature - Start:	5°C / 41°F	Temperature - Finish:	4°C / 39°F
Run 2	MOSTLY CLOUDY	Snow:	HARD PACKED VARIABLE	Temperature - Start:	5°C / 41°F	Temperature - Finish:	6°C / 43°F

Legend:

YB Year of Birth





AUDI FIS SKI WORLD CUP FINALS 2024/25



Sun Valley (USA)

10th Women's Slalom

THU 27 MAR 2025

Start Time 9:00

PENALTY CALCULATION

Best 10 at Finish

F - factor: 730

Rank	Bib	FIS Code	Name	NSA Code	FIS Points	Best 5	Race Points
1	2	6535237	SHIFFRIN Mikaela	USA	0.00	0.00	0.00
2	7	206355	DUERR Lena	GER	3.42	3.42	7.79
3	15	565463	SLOKAR Andreja	SLO	7.20		
4	6	516280	HOLDENER Wendy	SUI	0.00	0.00	11.03
5	1	56388	LIENSBERGER Katharina	AUT	1.80	1.80	13.37
6	14	539909	MOLTZAN Paula	USA	4.43		
7	8	516528	MEILLARD Melanie	SUI	4.44		
8	17	426100	HOLTMANN Mina Fuerst	NOR	5.76		
9	23	107798	NULLMEYER Ali	CAN	7.47		
10	4	385116	LJUTIC Zrinka	CRO	0.00	0.00	18.47

Best 5 FIS Points Started

Rank	Bib	FIS Code	Name	NSA Code	FIS Points
1	2	6535237	SHIFFRIN Mikaela	USA	0.00
4	6	516280	HOLDENER Wendy	SUI	0.00
10	4	385116	LJUTIC Zrinka	CRO	0.00
14	3	516562	RAST Camille	SUI	0.00
5	1	56388	LIENSBERGER Katharina	AUT	1.80

TOTALS:

FIS Points of Best 5 Started (B)	1.80	
FIS Points of Best 5 at Finish in Top 10 (A)		5.22
Race Points of Corresponding Competitors (C)		50.66
Calculated Penalty (A+B-C):10 =>	-4.364	
Rounded	-4.36	
Category Adder	0.00	
Correction Value (Z)	0.00	
Calculated Penalty	-4.36	
Penalty Applied	0.00	





AUDI FIS SKI WORLD CUP FINALS 2024/25



Sun Valley (USA)

10th Women's Slalom

THU 27 MAR 2025

Start Time 12:00



PERFORMANCE ANALYSIS BY RANK

Number of Competitors: 21 Number of NSAs: 11

Rank	Bib	Name Ski	NSA Code	Positions				Partials		Difference Time	
				Pos	Time	Rank	Pos	Time	Rank		
1	2	SHIFFRIN Mikaela Atomic	USA	Run 1:	Int1:	11.69	(1)	I1-I2:	14.46	(2)	0.00
					Int2:	26.15	(2)	I2-I3:	11.17	(1)	0.04
					Int3:	37.32	(1)	I3-Fin:	14.73	(1)	0.00
					Fin:	52.05	(1)				0.00
				Run 2:	Int1:	11.87	(4)	I1-I2:	14.52	(8)	0.03
					Int2:	26.39	(7)	I2-I3:	11.95	(1)	0.43
					Int3:	38.34	(5)	I3-Fin:	15.53	(8)	0.41
					Fin:	53.87	(3)				0.73
				Total:	Int1:	1:03.92	(1)				0.00
					Int2:	1:18.44	(1)				0.00
					Int3:	1:30.39	(1)				0.00
					Fin:	1:45.92	(1)				0.00
				2	7	DUERR Lena Head	GER	Run 1:	Int1:	11.86	(2)
Int2:	26.11	(1)	I2-I3:						11.42	(3)	0.00
Int3:	37.53	(2)	I3-Fin:						15.11	(5)	0.21
Fin:	52.64	(2)									0.59
Run 2:	Int1:	11.99	(12)					I1-I2:	14.68	(14)	0.15
	Int2:	26.67	(15)					I2-I3:	12.30	(10)	0.71
	Int3:	38.97	(13)					I3-Fin:	15.44	(6)	1.04
	Fin:	54.41	(9)								1.27
Total:	Int1:	1:04.63	(2)								0.71
	Int2:	1:19.31	(2)								0.87
	Int3:	1:31.61	(2)								1.22
	Fin:	1:47.05	(2)								1.13
3	15	SLOKAR Andreja Nordica	SLO					Run 1:	Int1:	12.14	(10)
				Int2:	26.92	(10)	I2-I3:		11.69	(11)	0.81
				Int3:	38.61	(9)	I3-Fin:		15.31	(12)	1.29
				Fin:	53.92	(9)					1.87
				Run 2:	Int1:	11.97	(11)	I1-I2:	13.99	(1)	0.13
					Int2:	25.96	(1)	I2-I3:	11.97	(2)	0.00
					Int3:	37.93	(1)	I3-Fin:	15.21	(2)	0.00
					Fin:	53.14	(1)				0.00
				Total:	Int1:	1:05.89	(8)				1.97
					Int2:	1:19.88	(4)				1.44
					Int3:	1:31.85	(3)				1.46
					Fin:	1:47.06	(3)				1.14



Number of Competitors: 21 Number of NSAs: 11

Rank	Bib	Name Ski	NSA Code	Positions			Partials		Difference Time		
				Pos	Time	Rank	Pos	Time		Rank	
4	6	HOLDENER Wendy Head	SUI	Run 1:	Int1:	11.97	(5)	I1-I2:	14.56	(4)	0.28
					Int2:	26.53	(3)	I2-I3:	11.60	(6)	0.42
					Int3:	38.13	(4)	I3-Fin:	14.94	(3)	0.81
					Fin:	53.07	(3)				1.02
				Run 2:	Int1:	11.94	(8)	I1-I2:	14.60	(11)	0.10
					Int2:	26.54	(8)	I2-I3:	12.28	(7)	0.58
					Int3:	38.82	(9)	I3-Fin:	15.63	(13)	0.89
					Fin:	54.45	(10)				1.31
				Total:	Int1:	1:05.01	(3)				1.09
					Int2:	1:19.61	(3)				1.17
					Int3:	1:31.89	(4)				1.50
					Fin:	1:47.52	(4)				1.60
				5	1	LIENSBERGER Katharina Rossignol	AUT	Run 1:	Int1:	12.21	(13)
Int2:	26.71	(6)	I2-I3:						11.40	(2)	0.60
Int3:	38.11	(3)	I3-Fin:						15.16	(7)	0.79
Fin:	53.27	(4)									1.22
Run 2:	Int1:	12.05	(14)					I1-I2:	14.75	(18)	0.21
	Int2:	26.80	(16)					I2-I3:	12.32	(12)	0.84
	Int3:	39.12	(15)					I3-Fin:	15.47	(7)	1.19
	Fin:	54.59	(13)								1.45
Total:	Int1:	1:05.32	(4)								1.40
	Int2:	1:20.07	(5)								1.63
	Int3:	1:32.39	(6)								2.00
	Fin:	1:47.86	(5)								1.94
6	14	MOLTZAN Paula Rossignol	USA					Run 1:	Int1:	11.90	(3)
				Int2:	27.06	(14)	I2-I3:		11.56	(5)	0.95
				Int3:	38.62	(10)	I3-Fin:		15.29	(11)	1.30
				Fin:	53.91	(8)					1.86
				Run 2:	Int1:	11.86	(2)	I1-I2:	14.33	(6)	0.02
					Int2:	26.19	(5)	I2-I3:	12.28	(7)	0.23
					Int3:	38.47	(6)	I3-Fin:	15.54	(9)	0.54
					Fin:	54.01	(6)				0.87
				Total:	Int1:	1:05.77	(7)				1.85
					Int2:	1:20.10	(7)				1.66
					Int3:	1:32.38	(5)				1.99
					Fin:	1:47.92	(6)				2.00
				7	8	MEILLARD Melanie Rossignol	SUI	Run 1:	Int1:	12.00	(6)
Int2:	26.58	(4)	I2-I3:						11.70	(12)	0.47
Int3:	38.28	(5)	I3-Fin:						15.15	(6)	0.96
Fin:	53.43	(5)									1.38
Run 2:	Int1:	11.99	(12)					I1-I2:	14.66	(13)	0.15
	Int2:	26.65	(12)					I2-I3:	12.41	(19)	0.69
	Int3:	39.06	(14)					I3-Fin:	15.62	(12)	1.13
	Fin:	54.68	(15)								1.54
Total:	Int1:	1:05.42	(5)								1.50
	Int2:	1:20.08	(6)								1.64
	Int3:	1:32.49	(7)								2.10
	Fin:	1:48.11	(7)								2.19



Number of Competitors: 21 Number of NSAs: 11

Rank	Bib	Name Ski	NSA Code	Positions			Partials		Difference Time		
				Pos	Time	Rank	Pos	Time		Rank	
8	17	HOLTMANN Mina Fuerst Atomic	NOR	Run 1:	Int1:	12.39	(20)	I1-I2:	15.27	(19)	0.70
					Int2:	27.66	(19)	I2-I3:	11.62	(7)	1.55
					Int3:	39.28	(19)	I3-Fin:	14.85	(2)	1.96
					Fin:	54.13	(13)				2.08
				Run 2:	Int1:	12.11	(19)	I1-I2:	14.55	(9)	0.27
					Int2:	26.66	(14)	I2-I3:	12.15	(5)	0.70
					Int3:	38.81	(8)	I3-Fin:	15.19	(1)	0.88
					Fin:	54.00	(5)				0.86
				Total:	Int1:	1:06.24	(14)				2.32
					Int2:	1:20.79	(13)				2.35
					Int3:	1:32.94	(8)				2.55
					Fin:	1:48.13	(8)				2.21
				9	23	NULLMEYER Ali Atomic	CAN	Run 1:	Int1:	12.23	(15)
Int2:	27.34	(17)	I2-I3:						11.75	(16)	1.23
Int3:	39.09	(16)	I3-Fin:						15.75	(17)	1.77
Fin:	54.84	(18)									2.79
Run 2:	Int1:	11.84	(1)					I1-I2:	14.28	(4)	0.00
	Int2:	26.12	(2)					I2-I3:	12.20	(6)	0.16
	Int3:	38.32	(3)					I3-Fin:	15.36	(4)	0.39
	Fin:	53.68	(2)								0.54
Total:	Int1:	1:06.68	(18)								2.76
	Int2:	1:20.96	(16)								2.52
	Int3:	1:33.16	(15)								2.77
	Fin:	1:48.52	(9)								2.60
10	4	LJUTIC Zrinka Atomic	CRO					Run 1:	Int1:	12.15	(12)
				Int2:	27.00	(13)	I2-I3:		11.62	(7)	0.89
				Int3:	38.62	(10)	I3-Fin:		15.42	(14)	1.30
				Fin:	54.04	(12)					1.99
				Run 2:	Int1:	12.09	(15)	I1-I2:	14.47	(7)	0.25
					Int2:	26.56	(9)	I2-I3:	12.39	(16)	0.60
					Int3:	38.95	(11)	I3-Fin:	15.61	(11)	1.02
					Fin:	54.56	(11)				1.42
				Total:	Int1:	1:06.13	(13)				2.21
					Int2:	1:20.60	(9)				2.16
					Int3:	1:32.99	(10)				2.60
					Fin:	1:48.60	(10)				2.68
				11	10	COLTURI Lara Blizzard	ALB	Run 1:	Int1:	12.21	(13)
Int2:	26.98	(12)	I2-I3:						11.81	(17)	0.87
Int3:	38.79	(14)	I3-Fin:						15.05	(4)	1.47
Fin:	53.84	(7)									1.79
Run 2:	Int1:	12.10	(18)					I1-I2:	14.86	(19)	0.26
	Int2:	26.96	(20)					I2-I3:	12.29	(9)	1.00
	Int3:	39.25	(19)					I3-Fin:	15.57	(10)	1.32
	Fin:	54.82	(18)								1.68
Total:	Int1:	1:05.94	(10)								2.02
	Int2:	1:20.80	(14)								2.36
	Int3:	1:33.09	(11)								2.70
	Fin:	1:48.66	(11)								2.74



Number of Competitors: 21 Number of NSAs: 11

Rank	Bib	Name Ski	NSA		Positions			Partials		Difference Time		
			Code	Pos	Time	Rank	Pos	Time	Rank			
12	9	HUBER Katharina Fischer	AUT	Run 1:	Int1:	12.11	(9)	I1-I2:	14.76	(7)	0.42	
					Int2:	26.87	(7)	I2-I3:	11.73	(15)	0.76	
					Int3:	38.60	(8)	I3-Fin:	15.38	(13)	1.28	
					Fin:	53.98	(11)				1.93	
					Run 2:	Int1:	11.94	(8)	I1-I2:	14.62	(12)	0.10
						Int2:	26.56	(9)	I2-I3:	12.40	(17)	0.60
				Int3:		38.96	(12)	I3-Fin:	15.79	(18)	1.03	
				Fin:		54.75	(16)				1.61	
				Total:	Int1:	1:05.92	(9)				2.00	
					Int2:	1:20.54	(8)				2.10	
					Int3:	1:32.94	(8)				2.55	
						Fin:	1:48.73	(12)			2.81	
				13	16	AICHER Emma Head	GER	Run 1:	Int1:	12.14	(10)	I1-I2:
Int2:	26.90	(9)	I2-I3:						11.87	(19)	0.79	
Int3:	38.77	(13)	I3-Fin:						15.19	(8)	1.45	
Fin:	53.96	(10)									1.91	
Run 2:	Int1:	12.09	(15)						I1-I2:	14.72	(17)	0.25
	Int2:	26.81	(17)						I2-I3:	12.32	(12)	0.85
	Int3:	39.13	(16)					I3-Fin:	15.70	(14)	1.20	
	Fin:	54.83	(19)								1.69	
Total:	Int1:	1:06.05	(11)								2.13	
	Int2:	1:20.77	(11)								2.33	
	Int3:	1:33.09	(11)								2.70	
		Fin:	1:48.79					(13)			2.87	
14	3	RAST Camille Head	SUI					Run 1:	Int1:	11.94	(4)	I1-I2:
				Int2:	26.88	(8)	I2-I3:		11.54	(4)	0.77	
				Int3:	38.42	(7)	I3-Fin:		15.77	(18)	1.10	
				Fin:	54.19	(14)					2.14	
				Run 2:	Int1:	11.89	(6)		I1-I2:	14.70	(16)	0.05
					Int2:	26.59	(11)		I2-I3:	12.34	(14)	0.63
					Int3:	38.93	(10)	I3-Fin:	15.71	(15)	1.00	
					Fin:	54.64	(14)				1.50	
				Total:	Int1:	1:06.08	(12)				2.16	
					Int2:	1:20.78	(12)				2.34	
					Int3:	1:33.12	(13)				2.73	
						Fin:	1:48.83	(14)			2.91	
				15	5	SWENN LARSSON Anna Head	SWE	Run 1:	Int1:	12.04	(8)	I1-I2:
Int2:	26.66	(5)	I2-I3:						11.63	(9)	0.55	
Int3:	38.29	(6)	I3-Fin:						15.24	(9)	0.97	
Fin:	53.53	(6)									1.48	
Run 2:	Int1:	12.16	(21)						I1-I2:	14.98	(21)	0.32
	Int2:	27.14	(21)						I2-I3:	12.45	(20)	1.18
	Int3:	39.59	(21)					I3-Fin:	15.85	(20)	1.66	
	Fin:	55.44	(21)								2.30	
Total:	Int1:	1:05.69	(6)								1.77	
	Int2:	1:20.67	(10)								2.23	
	Int3:	1:33.12	(13)								2.73	
		Fin:	1:48.97					(15)			3.05	



Number of Competitors: 21 Number of NSAs: 11

Rank	Bib	Name Ski	NSA Code	Positions Pos	Positions		Partials		Difference Time		
					Time	Rank	Pos	Time		Rank	
16	11	HECTOR Sara Head	SWE	Run 1:	Int1:	12.03	(7)	I1-I2:	14.92	(13)	0.34
					Int2:	26.95	(11)	I2-I3:	11.72	(13)	0.84
					Int3:	38.67	(12)	I3-Fin:	15.54	(16)	1.35
					Fin:	54.21	(15)			2.16	
				Run 2:	Int1:	12.09	(15)	I1-I2:	14.56	(10)	0.25
					Int2:	26.65	(12)	I2-I3:	12.74	(21)	0.69
					Int3:	39.39	(20)	I3-Fin:	15.42	(5)	1.46
					Fin:	54.81	(17)			1.67	
				Total:	Int1:	1:06.30	(15)			2.38	
					Int2:	1:20.86	(15)			2.42	
					Int3:	1:33.60	(16)			3.21	
					Fin:	1:49.02	(16)			3.10	
				17	21	ARONSSON ELFMAN Hanna Rossignol	SWE	Run 1:	Int1:	12.36	(19)
Int2:	27.70	(20)	I2-I3:						11.68	(10)	1.59
Int3:	39.38	(20)	I3-Fin:						15.24	(9)	2.06
Fin:	54.62	(17)								2.57	
Run 2:	Int1:	11.88	(5)					I1-I2:	14.94	(20)	0.04
	Int2:	26.82	(18)					I2-I3:	12.40	(17)	0.86
	Int3:	39.22	(17)					I3-Fin:	15.35	(3)	1.29
	Fin:	54.57	(12)							1.43	
Total:	Int1:	1:06.50	(16)							2.58	
	Int2:	1:21.44	(18)							3.00	
	Int3:	1:33.84	(20)							3.45	
	Fin:	1:49.19	(17)							3.27	
18	24	DELLA MEA Lara Fischer	ITA					Run 1:	Int1:	12.28	(17)
				Int2:	27.40	(18)	I2-I3:		11.87	(19)	1.29
				Int3:	39.27	(18)	I3-Fin:		16.09	(20)	1.95
				Fin:	55.36	(20)				3.31	
				Run 2:	Int1:	11.86	(2)	I1-I2:	14.30	(5)	0.02
					Int2:	26.16	(3)	I2-I3:	12.10	(3)	0.20
					Int3:	38.26	(2)	I3-Fin:	15.72	(16)	0.33
					Fin:	53.98	(4)			0.84	
				Total:	Int1:	1:07.22	(20)			3.30	
					Int2:	1:21.52	(20)			3.08	
					Int3:	1:33.62	(17)			3.23	
					Fin:	1:49.34	(18)			3.42	
				19	20	DVORNIK Neja Fischer	SLO	Run 1:	Int1:	12.34	(18)
Int2:	27.25	(15)	I2-I3:						11.72	(13)	1.14
Int3:	38.97	(15)	I3-Fin:						15.45	(15)	1.65
Fin:	54.42	(16)								2.37	
Run 2:	Int1:	12.15	(20)					I1-I2:	14.69	(15)	0.31
	Int2:	26.84	(19)					I2-I3:	12.38	(15)	0.88
	Int3:	39.22	(17)					I3-Fin:	15.83	(19)	1.29
	Fin:	55.05	(20)							1.91	
Total:	Int1:	1:06.57	(17)							2.65	
	Int2:	1:21.26	(17)							2.82	
	Int3:	1:33.64	(18)							3.25	
	Fin:	1:49.47	(19)							3.55	



Number of Competitors: 21 Number of NSAs: 11

Rank	Bib	Name Ski	NSA Code	Positions			Partials		Difference Time		
				Pos	Time	Rank	Pos	Time		Rank	
20	18	ST-GERMAIN Laurence Rossignol	CAN	Run 1:	Int1:	12.26	(16)	I1-I2:	15.05	(15)	0.57
					Int2:	27.31	(16)	I2-I3:	11.85	(18)	1.20
					Int3:	39.16	(17)	I3-Fin:	16.10	(21)	1.84
					Fin:	55.26	(19)				3.21
				Run 2:	Int1:	11.93	(7)	I1-I2:	14.25	(2)	0.09
					Int2:	26.18	(4)	I2-I3:	12.30	(10)	0.22
					Int3:	38.48	(7)	I3-Fin:	15.77	(17)	0.55
					Fin:	54.25	(7)				1.11
				Total:	Int1:	1:07.19	(19)				3.27
					Int2:	1:21.44	(18)				3.00
					Int3:	1:33.74	(19)				3.35
					Fin:	1:49.51	(20)				3.59
				21	12	OEHLUND Cornelia Head	SWE	Run 1:	Int1:	12.49	(21)
	Int2:	28.17	(21)					I2-I3:	11.92	(21)	2.06
	Int3:	40.09	(21)					I3-Fin:	16.02	(19)	2.77
	Fin:	56.11	(21)								4.06
Run 2:	Int1:	11.94	(8)					I1-I2:	14.25	(2)	0.10
	Int2:	26.19	(5)					I2-I3:	12.13	(4)	0.23
	Int3:	38.32	(3)					I3-Fin:	16.00	(21)	0.39
	Fin:	54.32	(8)								1.18
Total:	Int1:	1:08.05	(21)								4.13
	Int2:	1:22.30	(21)								3.86
	Int3:	1:34.43	(21)								4.04
	Fin:	1:50.43	(21)								4.51

Intermediate Time Positions : Int. 1 = Inter1 Int. 2 = Inter2 Int. 3 = Inter3

Legend:	Fin	Int	Intermediate	Ix	Intermediate x
Pos.	Finish	Intermediate or speed position			





AUDI FIS SKI WORLD CUP FINALS 2024/25



Sun Valley (USA)

10th Women's Slalom

THU 27 MAR 2025

Start Time 12:00



PERFORMANCE ANALYSIS BY BIB

Number of Competitors: 24 Number of NSAs: 12

Bib	Name Ski	NSA Code	Positions				Partials		Difference Time	
			Run	Pos	Time	Rank	Pos	Time		Rank
1	LIENSBERGER Katharina Rossignol	AUT	Run 1:	Int1:	12.21	(14)	I1-I2:	14.50	(3)	0.52
				Int2:	26.71	(6)	I2-I3:	11.40	(2)	0.60
				Int3:	38.11	(3)	I3-Fin:	15.16	(7)	0.79
				Fin:	53.27	(4)				1.22
			Run 2:	Int1:	12.05	(14)	I1-I2:	14.75	(18)	0.21
				Int2:	26.80	(16)	I2-I3:	12.32	(12)	0.84
				Int3:	39.12	(15)	I3-Fin:	15.47	(7)	1.19
				Fin:	54.59	(13)				1.45
			Total:	Int1:	1:05.32	(4)				1.40
				Int2:	1:20.07	(5)				1.63
				Int3:	1:32.39	(6)				2.00
				Fin:	1:47.86	(5)				1.94
			2	SHIFFRIN Mikaela Atomic	USA	Run 1:	Int1:	11.69	(1)	I1-I2:
Int2:	26.15	(2)					I2-I3:	11.17	(1)	0.04
Int3:	37.32	(1)					I3-Fin:	14.73	(1)	0.00
Fin:	52.05	(1)								0.00
Run 2:	Int1:	11.87				(4)	I1-I2:	14.52	(8)	0.03
	Int2:	26.39				(7)	I2-I3:	11.95	(1)	0.43
	Int3:	38.34				(5)	I3-Fin:	15.53	(8)	0.41
	Fin:	53.87				(3)				0.73
Total:	Int1:	1:03.92				(1)				0.00
	Int2:	1:18.44				(1)				0.00
	Int3:	1:30.39				(1)				0.00
	Fin:	1:45.92				(1)				0.00
3	RAST Camille Head	SUI				Run 1:	Int1:	11.94	(4)	I1-I2:
			Int2:	26.88	(9)		I2-I3:	11.54	(4)	0.77
			Int3:	38.42	(7)		I3-Fin:	15.77	(18)	1.10
			Fin:	54.19	(14)					2.14
			Run 2:	Int1:	11.89	(6)	I1-I2:	14.70	(16)	0.05
				Int2:	26.59	(11)	I2-I3:	12.34	(14)	0.63
				Int3:	38.93	(10)	I3-Fin:	15.71	(15)	1.00
				Fin:	54.64	(14)				1.50
			Total:	Int1:	1:06.08	(12)				2.16
				Int2:	1:20.78	(12)				2.34
				Int3:	1:33.12	(13)				2.73
				Fin:	1:48.83	(14)				2.91



Sun Valley (USA)



10th Women's Slalom

THU 27 MAR 2025

PERFORMANCE ANALYSIS BY BIB

Start Time 12:00

Number of Competitors: 24 Number of NSAs: 12

Bib	Name Ski	NSA Code	Positions			Partials		Difference Time			
			Pos	Time	Rank	Pos	Time		Rank		
4	LJUTIC Zrinka Atomic	CRO	Run 1:	Int1:	12.15	(13)	I1-I2:	14.85	(12)	0.46	
				Int2:	27.00	(14)		I2-I3:	11.62	(7)	0.89
				Int3:	38.62	(10)		I3-Fin:	15.42	(14)	1.30
				Fin:	54.04	(12)					1.99
			Run 2:	Int1:	12.09	(15)	I1-I2:	14.47	(7)	0.25	
				Int2:	26.56	(9)		I2-I3:	12.39	(16)	0.60
				Int3:	38.95	(11)		I3-Fin:	15.61	(11)	1.02
				Fin:	54.56	(11)					1.42
			Total:	Int1:	1:06.13	(13)				2.21	
				Int2:	1:20.60	(9)				2.16	
				Int3:	1:32.99	(10)				2.60	
				Fin:	1:48.60	(10)				2.68	
5	SWENN LARSSON Anna Head	SWE	Run 1:	Int1:	12.04	(8)	I1-I2:	14.62	(6)	0.35	
				Int2:	26.66	(5)		I2-I3:	11.63	(9)	0.55
				Int3:	38.29	(6)		I3-Fin:	15.24	(9)	0.97
				Fin:	53.53	(6)					1.48
			Run 2:	Int1:	12.16	(21)	I1-I2:	14.98	(21)	0.32	
				Int2:	27.14	(21)		I2-I3:	12.45	(20)	1.18
				Int3:	39.59	(21)		I3-Fin:	15.85	(20)	1.66
				Fin:	55.44	(21)					2.30
			Total:	Int1:	1:05.69	(6)				1.77	
				Int2:	1:20.67	(10)				2.23	
				Int3:	1:33.12	(13)				2.73	
				Fin:	1:48.97	(15)				3.05	
6	HOLDENER Wendy Head	SUI	Run 1:	Int1:	11.97	(5)	I1-I2:	14.56	(4)	0.28	
				Int2:	26.53	(3)		I2-I3:	11.60	(6)	0.42
				Int3:	38.13	(4)		I3-Fin:	14.94	(3)	0.81
				Fin:	53.07	(3)					1.02
			Run 2:	Int1:	11.94	(8)	I1-I2:	14.60	(11)	0.10	
				Int2:	26.54	(8)		I2-I3:	12.28	(7)	0.58
				Int3:	38.82	(9)		I3-Fin:	15.63	(13)	0.89
				Fin:	54.45	(10)					1.31
			Total:	Int1:	1:05.01	(3)				1.09	
				Int2:	1:19.61	(3)				1.17	
				Int3:	1:31.89	(4)				1.50	
				Fin:	1:47.52	(4)				1.60	
7	DUERR Lena Head	GER	Run 1:	Int1:	11.86	(2)	I1-I2:	14.25	(1)	0.17	
				Int2:	26.11	(1)		I2-I3:	11.42	(3)	0.00
				Int3:	37.53	(2)		I3-Fin:	15.11	(5)	0.21
				Fin:	52.64	(2)					0.59
			Run 2:	Int1:	11.99	(12)	I1-I2:	14.68	(14)	0.15	
				Int2:	26.67	(15)		I2-I3:	12.30	(10)	0.71
				Int3:	38.97	(13)		I3-Fin:	15.44	(6)	1.04
				Fin:	54.41	(9)					1.27
			Total:	Int1:	1:04.63	(2)				0.71	
				Int2:	1:19.31	(2)				0.87	
				Int3:	1:31.61	(2)				1.22	
				Fin:	1:47.05	(2)				1.13	



Sun Valley (USA)



10th Women's Slalom

THU 27 MAR 2025

PERFORMANCE ANALYSIS BY BIB

Start Time 12:00

Number of Competitors: 24 Number of NSAs: 12

Bib	Name Ski	NSA Code	Positions			Partials		Difference Time					
			Pos	Time	Rank	Pos	Time		Rank				
8	MEILLARD Melanie Rossignol	SUI	Run 1:	Int1:	12.00	(6)	I1-I2:	14.58	(5)	0.31			
				Int2:	26.58	(4)		I2-I3:	11.70	(12)	0.47		
				Int3:	38.28	(5)		I3-Fin:	15.15	(6)	0.96		
				Fin:	53.43	(5)					1.38		
			Run 2:	Int1:	11.99	(12)	I1-I2:	14.66	(13)	0.15			
				Int2:	26.65	(12)		I2-I3:	12.41	(19)	0.69		
				Int3:	39.06	(14)		I3-Fin:	15.62	(12)	1.13		
				Fin:	54.68	(15)					1.54		
			Total:	Int1:	1:05.42	(5)				1.50			
				Int2:	1:20.08	(6)				1.64			
				Int3:	1:32.49	(7)				2.10			
				Fin:	1:48.11	(7)				2.19			
			9	HUBER Katharina Fischer	AUT	Run 1:	Int1:	12.11	(10)	I1-I2:	14.76	(8)	0.42
							Int2:	26.87	(8)		I2-I3:	11.73	(15)
Int3:	38.60	(8)					I3-Fin:	15.38	(13)		1.28		
Fin:	53.98	(11)									1.93		
Run 2:	Int1:	11.94				(8)	I1-I2:	14.62	(12)	0.10			
	Int2:	26.56				(9)		I2-I3:	12.40	(17)	0.60		
	Int3:	38.96				(12)		I3-Fin:	15.79	(18)	1.03		
	Fin:	54.75				(16)					1.61		
Total:	Int1:	1:05.92				(9)				2.00			
	Int2:	1:20.54				(8)				2.10			
	Int3:	1:32.94				(8)				2.55			
	Fin:	1:48.73				(12)				2.81			
10	COLTURI Lara Blizzard	ALB				Run 1:	Int1:	12.21	(14)	I1-I2:	14.77	(10)	0.52
							Int2:	26.98	(13)		I2-I3:	11.81	(17)
			Int3:	38.79	(14)		I3-Fin:	15.05	(4)		1.47		
			Fin:	53.84	(7)						1.79		
			Run 2:	Int1:	12.10	(18)	I1-I2:	14.86	(19)	0.26			
				Int2:	26.96	(20)		I2-I3:	12.29	(9)	1.00		
				Int3:	39.25	(19)		I3-Fin:	15.57	(10)	1.32		
				Fin:	54.82	(18)					1.68		
			Total:	Int1:	1:05.94	(10)				2.02			
				Int2:	1:20.80	(14)				2.36			
				Int3:	1:33.09	(11)				2.70			
				Fin:	1:48.66	(11)				2.74			
			11	HECTOR Sara Head	SWE	Run 1:	Int1:	12.03	(7)	I1-I2:	14.92	(14)	0.34
							Int2:	26.95	(12)		I2-I3:	11.72	(13)
Int3:	38.67	(12)					I3-Fin:	15.54	(16)		1.35		
Fin:	54.21	(15)									2.16		
Run 2:	Int1:	12.09				(15)	I1-I2:	14.56	(10)	0.25			
	Int2:	26.65				(12)		I2-I3:	12.74	(21)	0.69		
	Int3:	39.39				(20)		I3-Fin:	15.42	(5)	1.46		
	Fin:	54.81				(17)					1.67		
Total:	Int1:	1:06.30				(15)				2.38			
	Int2:	1:20.86				(15)				2.42			
	Int3:	1:33.60				(16)				3.21			
	Fin:	1:49.02				(16)				3.10			



Number of Competitors: 24 Number of NSAs: 12

Bib	Name Ski	NSA Code	Positions			Partials		Difference Time						
			Pos	Time	Rank	Pos	Time		Rank					
12	OEHLUND Cornelia Head	SWE	Run 1:	Int1:	12.49	(23)	I1-I2:	15.68	(24)	0.80				
				Int2:	28.17	(23)					I2-I3:	11.92	(22)	2.06
				Int3:	40.09	(22)					I3-Fin:	16.02	(19)	2.77
				Fin:	56.11	(21)								4.06
			Run 2:	Int1:	11.94	(8)	I1-I2:	14.25	(2)	0.10				
				Int2:	26.19	(5)					I2-I3:	12.13	(4)	0.23
				Int3:	38.32	(3)					I3-Fin:	16.00	(21)	0.39
				Fin:	54.32	(8)								1.18
			Total:	Int1:	1:08.05	(21)	4.13							
				Int2:	1:22.30	(21)		3.86						
				Int3:	1:34.43	(21)		4.04						
				Fin:	1:50.43	(21)		4.51						
			13	TRUPPE Katharina Voelkl	AUT	Run 1:	Int1:	12.04	(8)	I1-I2:	14.71	(7)	0.35	
Int2:	26.75	(7)					I2-I3:							0.64
Int3:							I3-Fin:							
Fin:	DNF													
Total:	DNF													
14	MOLTZAN Paula Rossignol	USA	Run 1:	Int1:	11.90	(3)	I1-I2:	15.16	(20)	0.21				
				Int2:	27.06	(15)					I2-I3:	11.56	(5)	0.95
				Int3:	38.62	(10)					I3-Fin:	15.29	(11)	1.30
				Fin:	53.91	(8)								1.86
			Run 2:	Int1:	11.86	(2)	I1-I2:	14.33	(6)	0.02				
				Int2:	26.19	(5)					I2-I3:	12.28	(7)	0.23
				Int3:	38.47	(6)					I3-Fin:	15.54	(9)	0.54
				Fin:	54.01	(6)								0.87
			Total:	Int1:	1:05.77	(7)	1.85							
				Int2:	1:20.10	(7)		1.66						
				Int3:	1:32.38	(5)		1.99						
				Fin:	1:47.92	(6)		2.00						
			15	SLOKAR Andreja Nordica	SLO	Run 1:	Int1:	12.14	(11)	I1-I2:	14.78	(11)	0.45	
Int2:	26.92	(11)					I2-I3:	11.69	(11)					0.81
Int3:	38.61	(9)					I3-Fin:	15.31	(12)					1.29
Fin:	53.92	(9)												1.87
Run 2:	Int1:	11.97				(11)	I1-I2:	13.99	(1)	0.13				
	Int2:	25.96				(1)					I2-I3:	11.97	(2)	0.00
	Int3:	37.93				(1)					I3-Fin:	15.21	(2)	0.00
	Fin:	53.14				(1)								0.00
Total:	Int1:	1:05.89				(8)	1.97							
	Int2:	1:19.88				(4)		1.44						
	Int3:	1:31.85				(3)		1.46						
	Fin:	1:47.06				(3)		1.14						



Number of Competitors: 24 Number of NSAs: 12

Bib	Name Ski	NSA Code	Positions			Partials		Difference Time		
			Pos	Time	Rank	Pos	Time		Rank	
16	AICHER Emma Head	GER	Run 1:	Int1:	12.14	(11)	I1-I2:	14.76	(8)	0.45
				Int2:	26.90	(10)	I2-I3:	11.87	(19)	0.79
				Int3:	38.77	(13)	I3-Fin:	15.19	(8)	1.45
				Fin:	53.96	(10)				1.91
			Run 2:	Int1:	12.09	(15)	I1-I2:	14.72	(17)	0.25
				Int2:	26.81	(17)	I2-I3:	12.32	(12)	0.85
				Int3:	39.13	(16)	I3-Fin:	15.70	(14)	1.20
				Fin:	54.83	(19)				1.69
			Total:	Int1:	1:06.05	(11)				2.13
				Int2:	1:20.77	(11)				2.33
				Int3:	1:33.09	(11)				2.70
				Fin:	1:48.79	(13)				2.87
17	HOLTMANN Mina Fuerst Atomic	NOR	Run 1:	Int1:	12.39	(22)	I1-I2:	15.27	(21)	0.70
				Int2:	27.66	(21)	I2-I3:	11.62	(7)	1.55
				Int3:	39.28	(19)	I3-Fin:	14.85	(2)	1.96
				Fin:	54.13	(13)				2.08
			Run 2:	Int1:	12.11	(19)	I1-I2:	14.55	(9)	0.27
				Int2:	26.66	(14)	I2-I3:	12.15	(5)	0.70
				Int3:	38.81	(8)	I3-Fin:	15.19	(1)	0.88
				Fin:	54.00	(5)				0.86
			Total:	Int1:	1:06.24	(14)				2.32
				Int2:	1:20.79	(13)				2.35
				Int3:	1:32.94	(8)				2.55
				Fin:	1:48.13	(8)				2.21
18	ST-GERMAIN Laurence Rossignol	CAN	Run 1:	Int1:	12.26	(17)	I1-I2:	15.05	(16)	0.57
				Int2:	27.31	(17)	I2-I3:	11.85	(18)	1.20
				Int3:	39.16	(17)	I3-Fin:	16.10	(21)	1.84
				Fin:	55.26	(19)				3.21
			Run 2:	Int1:	11.93	(7)	I1-I2:	14.25	(2)	0.09
				Int2:	26.18	(4)	I2-I3:	12.30	(10)	0.22
				Int3:	38.48	(7)	I3-Fin:	15.77	(17)	0.55
				Fin:	54.25	(7)				1.11
			Total:	Int1:	1:07.19	(19)				3.27
				Int2:	1:21.44	(18)				3.00
				Int3:	1:33.74	(19)				3.35
				Fin:	1:49.51	(20)				3.59
19	LAMURE Marie Rossignol	FRA	Run 1:	Int1:	12.38	(21)	I1-I2:	15.13	(19)	0.69
				Int2:	27.51	(20)	I2-I3:	11.91	(21)	1.40
				Int3:	39.42	(21)	I3-Fin:			2.10
				Fin:	DSQ					
			Total:	Int1:						
				Fin:	DSQ					



Number of Competitors: 24 Number of NSAs: 12

Bib	Name Ski	NSA Code	Run	Positions			Partials		Difference Time	
				Pos	Time	Rank	Pos	Time		Rank
20	DVORNIK Neja Fischer	SLO	Run 1:	Int1:	12.34	(19)	I1-I2:	14.91	(13)	0.65
				Int2:	27.25	(16)	I2-I3:	11.72	(13)	1.14
				Int3:	38.97	(15)	I3-Fin:	15.45	(15)	1.65
				Fin:	54.42	(16)				2.37
			Run 2:	Int1:	12.15	(20)	I1-I2:	14.69	(15)	0.31
				Int2:	26.84	(19)	I2-I3:	12.38	(15)	0.88
				Int3:	39.22	(17)	I3-Fin:	15.83	(19)	1.29
				Fin:	55.05	(20)				1.91
			Total:	Int1:	1:06.57	(17)				2.65
				Int2:	1:21.26	(17)				2.82
				Int3:	1:33.64	(18)				3.25
				Fin:	1:49.47	(19)				3.55
			21	ARONSSON ELFMAN Hanna Rossignol	SWE	Run 1:	Int1:	12.36	(20)	I1-I2:
Int2:	27.70	(22)					I2-I3:	11.68	(10)	1.59
Int3:	39.38	(20)					I3-Fin:	15.24	(9)	2.06
Fin:	54.62	(17)								2.57
Run 2:	Int1:	11.88				(5)	I1-I2:	14.94	(20)	0.04
	Int2:	26.82				(18)	I2-I3:	12.40	(17)	0.86
	Int3:	39.22				(17)	I3-Fin:	15.35	(3)	1.29
	Fin:	54.57				(12)				1.43
Total:	Int1:	1:06.50				(16)				2.58
	Int2:	1:21.44				(18)				3.00
	Int3:	1:33.84				(20)				3.45
	Fin:	1:49.19				(17)				3.27
22	PETERLINI Martina Rossignol	ITA				Run 1:	Int1:	12.70	(24)	I1-I2:
			Int2:	28.24	(24)		I2-I3:	12.00	(23)	2.13
			Int3:	40.24	(23)		I3-Fin:			2.92
			Fin:	DSQ						
			Total:	DSQ						
23	NULLMEYER Ali Atomic	CAN	Run 1:	Int1:	12.23	(16)	I1-I2:	15.11	(17)	0.54
				Int2:	27.34	(18)	I2-I3:	11.75	(16)	1.23
				Int3:	39.09	(16)	I3-Fin:	15.75	(17)	1.77
				Fin:	54.84	(18)				2.79
			Run 2:	Int1:	11.84	(1)	I1-I2:	14.28	(4)	0.00
				Int2:	26.12	(2)	I2-I3:	12.20	(6)	0.16
				Int3:	38.32	(3)	I3-Fin:	15.36	(4)	0.39
				Fin:	53.68	(2)				0.54
			Total:	Int1:	1:06.68	(18)				2.76
				Int2:	1:20.96	(16)				2.52
				Int3:	1:33.16	(15)				2.77
				Fin:	1:48.52	(9)				2.60



Sun Valley (USA)



10th Women's Slalom

THU 27 MAR 2025

PERFORMANCE ANALYSIS BY BIB

Start Time 12:00

Number of Competitors: 24 Number of NSAs: 12

Bib	Name Ski	NSA Code	Positions			Partials		Difference Time		
			Pos	Time	Rank	Pos	Time		Rank	
24	DELLA MEA Lara Fischer	ITA	Run 1:	Int1:	12.28	(18)	I1-I2:	15.12	(18)	0.59
				Int2:	27.40	(19)	I2-I3:	11.87	(19)	1.29
				Int3:	39.27	(18)	I3-Fin:	16.09	(20)	1.95
				Fin:	55.36	(20)				3.31
			Run 2:	Int1:	11.86	(2)	I1-I2:	14.30	(5)	0.02
				Int2:	26.16	(3)	I2-I3:	12.10	(3)	0.20
				Int3:	38.26	(2)	I3-Fin:	15.72	(16)	0.33
				Fin:	53.98	(4)				0.84
			Total:	Int1:	1:07.22	(20)				3.30
				Int2:	1:21.52	(20)				3.08
				Int3:	1:33.62	(17)				3.23
				Fin:	1:49.34	(18)				3.42

Intermediate Time Positions : Int. 1 = Inter1 Int. 2 = Inter2 Int. 3 = Inter3

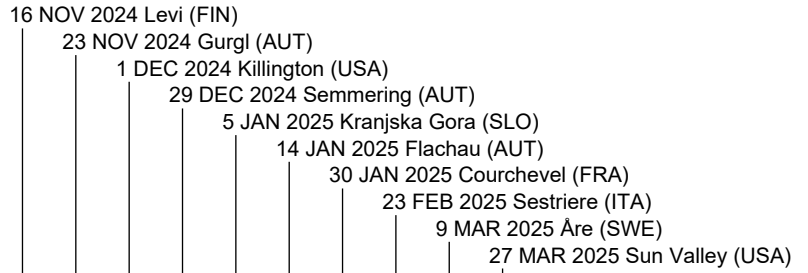
Legend:	DNF	Did Not Finish	DSQ	Disqualified	Fin	Finish	Int	Intermediate
	Ix	Intermediate x	Pos.	Intermediate or speed position				



Sun Valley (USA)

10th Women's Slalom

FIS WORLD CUP STANDINGS



Number of Competitors: 53, Number of NSAs: 15

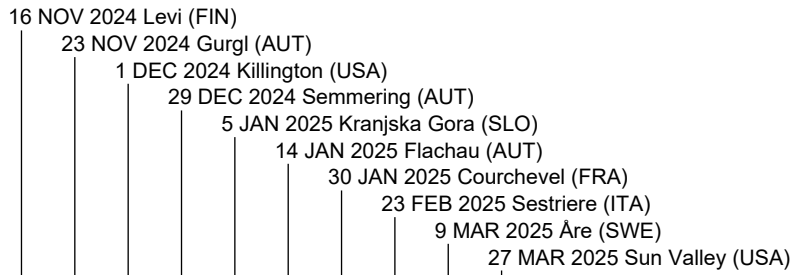
Rank	FIS Code	Name	NSA Code	1	2	3	4	5	6	7	8	9	10	WC Points	Diff.
1	385116	LJUTIC Zrinka	CRO	40	29	40	100	100	-	100	80	26	26	541	
2	56388	LIENSBERGER Katharina	AUT	80	36	29	60	29	50	50	50	80	45	509	32
3	516562	RAST Camille	SUI	45	60	100	50	50	100	45	-	24	18	492	49
4	6535237	SHIFFRIN Mikaela	USA	100	100	-	-	-	-	26	100	60	100	486	55
5	206355	DUERR Lena	GER	60	45	50	80	-	26	60	36	36	80	473	68
6	516280	HOLDENER Wendy	SUI	15	50	80	40	80	80	-	29	45	50	469	72
7	506146	SWENN LARSSON Anna	SWE	50	16	80	-	60	36	7	32	50	16	347	194
8	516528	MEILLARD Melanie	SUI	36	26	45	36	45	45	36	5	-	36	310	231
9	506399	HECTOR Sara	SWE	12	32	22	45	40	60	80	14	-	-	305	236
10	805009	COLTURI Lara	ALB	-	80	32	18	20	20	40	20	22	24	276	265
11	539909	MOLTZAN Paula	USA	32	40	-	-	11	40	-	60	40	40	263	278
12	565463	SLOKAR Andreja	SLO	-	22	26	29	36	-	29	26	32	60	260	281
13	56315	TRUPPE Katharina	AUT	12	-	24	20	32	-	24	22	100	-	234	307
14	56253	HUBER Katharina	AUT	-	22	20	26	24	16	32	13	14	22	189	352
15	426100	HOLTMANN Mina Fuerst	NOR	-	7	18	16	18	29	12	16	16	32	164	377
16	507325	OEHLUND Cornelia	SWE	14	18	7	15	15	22	-	45	20	-	156	385
17	507168	AICHER Emma	GER	29	-	-	32	-	32	-	40	-	20	153	388
18	107427	ST-GERMAIN Laurence	CAN	26	24	36	7	-	24	-	4	-	-	121	420
19	198176	LAMURE Marie	FRA	24	-	14	11	26	-	13	12	-	-	100	441
20	565491	DVORNIK Neja	SLO	16	12	13	-	14	10	14	6	10	-	95	446
21	507109	ARONSSON ELFMAN Hanna	SWE	18	-	10	14	-	6	22	9	15	-	94	447
22	107798	NULLMEYER Ali	CAN	-	13	-	-	-	-	20	24	-	29	86	455
23	299699	PETERLINI Martina	ITA	14	11	-	-	7	12	16	12	12	-	84	457
24	198177	BRECHE Clarisse	FRA	22	8	5	8	4	18	-	-	-	-	65	476
25	6295075	DELLA MEA Lara	ITA	-	-	-	-	-	15	9	10	18	-	52	489
26	6295165	ROSSETTI Marta	ITA	-	-	-	-	-	-	-	15	32	-	47	494
27	565401	BUCIK JOGAN Ana	SLO	9	-	-	10	-	-	10	8	10	-	47	494
28	516553	CHRISTEN Eliane	SUI	-	-	-	22	16	-	6	-	-	-	44	497
29	6536392	HURT A J	USA	-	-	-	13	-	-	-	20	11	-	44	497
30	56392	GRITSCH Franziska	AUT	-	-	6	24	12	-	-	-	-	-	42	499
31	56367	GALLHUBER Katharina	AUT	6	15	-	-	-	-	-	7	13	-	41	500
32	155728	DUBOVSKA Martina	CZE	-	9	-	12	8	-	-	-	7	-	36	505
33	516619	HOEPLI Aline	SUI	-	-	16	-	-	7	11	-	-	-	34	507
34	197616	ALPHAND Estelle	SWE	-	14	-	-	5	13	-	-	-	-	32	509
35	107747	SMART Amelia	CAN	8	-	-	4	-	14	-	-	6	-	32	509
36	516284	GISIN Michelle	SUI	7	-	12	-	3	8	-	-	-	-	30	511
37	198215	POGNEAUX Chiara	FRA	-	5	11	6	6	-	-	-	-	-	28	513
38	385096	POPOVIC Leona	CRO	20	6	-	-	-	-	-	-	-	-	26	515
39	198164	CHEVRIER Marion	FRA	-	-	-	-	-	-	18	-	8	-	26	515
40	56550	HOERHAGER Lisa	AUT	-	-	9	-	-	-	15	-	-	-	24	517
41	6536171	HENSIEN Katie	USA	-	-	-	-	22	-	-	-	-	-	22	519
42	355061	HILZINGER Jessica	GER	-	-	8	-	10	-	-	2	-	-	20	521
43	426193	STJERNESUND Th.	NOR	-	-	-	9	-	-	8	-	-	-	17	524
44	6296778	COLLOMB Giorgia	ITA	-	-	15	-	-	-	-	-	-	-	15	526
45	516783	MAECHLER Janine	SUI	-	-	-	5	10	-	-	-	-	-	15	526
46	516426	STOFFEL Elena	SUI	-	-	-	-	13	-	-	-	-	-	13	528
47	6535773	O BRIEN Nina	USA	-	-	-	-	-	11	-	-	-	-	11	530
48	555072	GERMANE Dzenifera	LAT	10	-	-	-	-	-	-	-	-	-	10	531
48	6296075	SOLA Beatrice	ITA	-	10	-	-	-	-	-	-	-	-	10	531
50	198253	McFARLANE Caitlin	FRA	-	-	-	-	-	9	-	-	-	-	9	532

Sun Valley (USA)

10th Women's Slalom



FIS WORLD CUP STANDINGS



Number of Competitors: 53, Number of NSAs: 15

Rank	FIS Code	Name	NSA Code	1	2	3	4	5	6	7	8	9	10	WC Points	Diff.
51	307493	ANDO Asa	JPN	-	-	-	-	-	-	-	1	5	-	6	535
52	516504	DANIOTH Aline	SUI	-	-	-	-	-	-	-	4	-	-	4	537
52	6296281	MONDINELLI Emilia	ITA	-	-	-	-	-	-	-	-	4	-	4	537

Legend:				
-	No points	Diff.	Difference	WC World Cup

Sun Valley (USA)

10th Women's Slalom

OVERALL FIS WORLD CUP STANDINGS

Number of Competitors: 121, Number of NSAs: 19

Rank	FIS Code	Name	NSA Code	WC Points	Diff.	DH 6 races	SL 10 races	GS 9 races	SG 9 races
1	297601	BRIGNONE Federica	ITA	1594		384 (1)	-	580 (1)	630 (2)
2	516138	GUT-BEHRAMI Lara	SUI	1272	322	229 (5)	-	378 (6)	665 (1)
3	298323	GOGGIA Sofia	ITA	931	663	350 (3)	-	115 (17)	466 (3)
4	385116	LJUTIC Zrinka	CRO	816	778	-	541 (1)	275 (8)	-
5	506399	HECTOR Sara	SWE	752	842	-	305 (9)	447 (3)	-
6	516562	RAST Camille	SUI	736	858	-	492 (3)	244 (10)	-
7	415232	ROBINSON Alice	NZL	700	894	4 (41)	-	520 (2)	176 (17)
8	805009	COLTURI Lara	ALB	655	939	-	276 (10)	379 (5)	-
9	56128	HUETTER Cornelia	AUT	619	975	368 (2)	-	-	251 (7)
10	516280	HOLDENER Wendy	SUI	612	982	-	469 (6)	143 (15)	-
11	56388	LIENSBERGER Katharina	AUT	563	1031	-	509 (2)	54 (29)	-
12	539909	MOLTZAN Paula	USA	549	1045	-	263 (11)	286 (7)	-
13	206355	DUERR Lena	GER	548	1046	-	473 (5)	75 (25)	-
14	426257	LIE Kajsa Vickhoff	NOR	547	1047	168 (11)	-	62 (27)	317 (4)
15	507168	AICHER Emma	GER	546	1048	180 (9)	153 (17)	19 (41)	194 (15)
16	6535237	SHIFFRIN Mikaela	USA	537	1057	-	486 (4)	51 (30)	-
17	6536821	MACUGA Lauren	USA	525	1069	230 (4)	-	16 (43)	279 (6)
18	516319	SUTER Corinne	SUI	426	1168	178 (10)	-	-	248 (8)
19	299624	PIROVANO Laura	ITA	404	1190	209 (6)	-	-	195 (14)
20	426193	STJERNESUND Th.	NOR	398	1196	-	17 (43)	381 (4)	-
21	155763	LEDECKA Ester	CZE	374	1220	183 (8)	-	-	191 (16)
22	299276	BASSINO Marta	ITA	358	1236	71 (21)	-	69 (26)	218 (11)
23	506146	SWENN LARSSON Anna	SWE	347	1247	-	347 (7)	-	-
24	56256	RAEDLER Ariane	AUT	339	1255	106 (15)	-	-	233 (10)
25	297910	CURTONI Elena	ITA	330	1264	46 (29)	-	-	284 (5)
26	516528	MEILLARD Melanie	SUI	310	1284	-	310 (8)	-	-
27	56177	VENIER Stephanie	AUT	309	1285	97 (16)	-	-	212 (12)
28	426100	HOLTMANN Mina Fuerst	NOR	291	1303	-	164 (15)	127 (16)	-
29	537544	VONN Lindsey	USA	289	1305	86 (19)	-	-	203 (13)
30	197497	MIRADOLI Romane	FRA	277	1317	36 (31)	-	-	241 (9)
31	56416	SCHEIB Julia	AUT	265	1329	-	-	260 (9)	5 (47)
32	565463	SLOKAR Andreja	SLO	260	1334	-	260 (12)	-	-
33	565491	DVORNIK Neja	SLO	259	1335	-	95 (20)	164 (13)	-
34	107613	GRENIER Valerie	CAN	240	1354	10 (38)	-	174 (12)	56 (30)
35	56174	HAASER Ricarda	AUT	239	1355	53 (27)	-	84 (23)	102 (20)
36	56315	TRUPPE Katharina	AUT	234	1360	-	234 (13)	-	-
37	6535773	O BRIEN Nina	USA	231	1363	-	11 (47)	220 (11)	-
38	206668	WEIDLE-WINKELMANN Kira	GER	225	1369	91 (17)	-	-	134 (18)
39	6535455	JOHNSON Breezy	USA	213	1381	189 (7)	-	-	24 (33)
40	516284	GISIN Michelle	SUI	212	1382	66 (22)	30 (36)	20 (40)	96 (22)
41	56125	PUCHNER Mirjam	AUT	211	1383	107 (14)	-	-	104 (19)
42	565360	STUHEC Ilka	SLO	206	1388	134 (12)	-	-	72 (24)
43	6536392	HURT A J	USA	196	1398	-	44 (29)	152 (14)	-
44	56253	HUBER Katharina	AUT	189	1405	-	189 (14)	-	-
45	516766	BLANC Malorie	SUI	159	1435	89 (18)	-	-	70 (25)
46	507325	OEHLUND Cornelia	SWE	156	1438	-	156 (16)	-	-
47	197616	ALPHAND Estelle	SWE	142	1452	-	32 (34)	110 (19)	-
48	565401	BUCIK JOGAN Ana	SLO	129	1465	-	47 (27)	82 (24)	-
49	539536	WILES Jacqueline	USA	124	1470	112 (13)	-	-	12 (42)
49	197641	GAUCHE Laura	FRA	124	1470	55 (24)	-	-	69 (26)
51	299383	MELESI Roberta	ITA	122	1472	13 (37)	-	7 (48)	102 (21)
52	107427	ST-GERMAIN Laurence	CAN	121	1473	-	121 (18)	-	-
53	6536171	HENSIEN Katie	USA	119	1475	-	22 (41)	97 (22)	-
53	435334	GASIENICA-DANI.	POL	119	1475	-	-	113 (18)	6 (46)
53	56258	AGER Christina	AUT	119	1475	54 (25)	-	-	65 (27)
56	56217	BRUNNER Stephanie	AUT	112	1482	-	-	108 (20)	4 (49)
57	108461	RICHARDSON Britt	CAN	102	1492	-	-	102 (21)	-
58	198176	LAMURE Marie	FRA	100	1494	-	100 (19)	-	-
59	507109	ARONSSON ELFMAN Hanna	SWE	94	1500	-	94 (21)	-	-
60	6295075	DELLA MEA Lara	ITA	93	1501	-	52 (25)	41 (32)	-
61	426324	MONSEN Marte	NOR	87	1507	75 (20)	-	-	12 (41)
62	107798	NULLMEYER Ali	CAN	86	1508	-	86 (22)	-	-
63	299699	PETERLINI Martina	ITA	84	1510	-	84 (23)	-	-
64	198177	BRECHE Clarisse	FRA	80	1514	-	65 (24)	15 (44)	-

Sun Valley (USA)


10th Women's Slalom

OVERALL FIS WORLD CUP STANDINGS

Number of Competitors: 121, Number of NSAs: 19

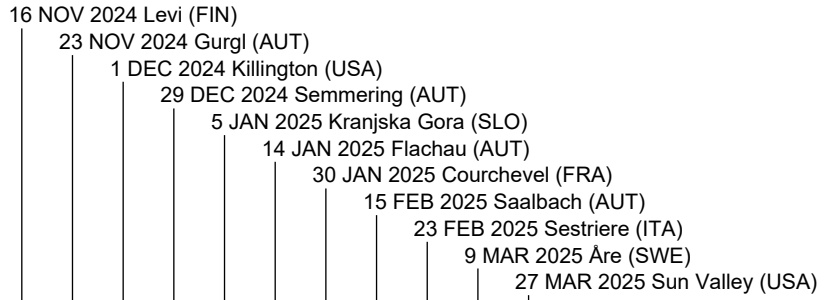
Rank	FIS Code	Name	NSA Code	WC Points	Diff.	DH 6 races	SL 10 races	GS 9 races	SG 9 races
65	516185	HAEHLEN Joana	SUI	73	1521	1 (45)	-	-	72 (23)
65	299466	DELAGO Nicol	ITA	73	1521	57 (23)	-	-	16 (39)
67	299363	ZENERE Asja	ITA	70	1524	-	-	48 (31)	22 (35)
68	56392	GRITSCH Franziska	AUT	67	1527	-	42 (30)	25 (37)	-
69	6536213	CASHMAN Keely	USA	65	1529	3 (43)	-	-	62 (28)
70	56417	FEST Nadine	AUT	64	1530	19 (35)	-	-	45 (31)
71	198029	CLEMENT Karen	FRA	61	1533	4 (41)	-	-	57 (29)
72	516219	MING-NUFER Priska	SUI	58	1536	50 (28)	-	-	8 (44)
73	507155	NYBERG Lisa	SWE	57	1537	-	-	57 (28)	-
74	299630	DELAGO Nadia	ITA	55	1539	54 (25)	-	-	1 (51)
75	6295165	ROSSETTI Marta	ITA	47	1547	-	47 (26)	-	-
75	56328	ORTLIEB Nina	AUT	47	1547	45 (30)	-	-	2 (50)
77	516705	DURRER Delia	SUI	46	1548	36 (31)	-	-	10 (43)
78	6296778	COLLOMB Giorgia	ITA	45	1549	-	15 (44)	30 (34)	-
79	516553	CHRISTEN Eliane	SUI	44	1550	-	44 (28)	-	-
79	56551	EGGER Magdalena	AUT	44	1550	24 (33)	-	-	20 (37)
81	56367	GALLHUBER Katharina	AUT	41	1553	-	41 (31)	-	-
82	516611	SCHMITT Janine	SUI	39	1555	20 (34)	-	-	19 (38)
83	197956	CERUTTI Camille	FRA	37	1557	-	-	-	37 (32)
84	516394	SUTER Jasmina	SUI	36	1558	15 (36)	-	-	21 (36)
84	155728	DUBOVSKA Martina	CZE	36	1558	-	36 (32)	-	-
86	6537468	BOCOCK Elisabeth	USA	34	1560	-	-	34 (33)	-
86	516619	HOEPLI Aline	SUI	34	1560	-	34 (33)	-	-
88	107747	SMART Amelia	CAN	32	1562	-	32 (35)	-	-
89	715171	MUZAFERIJA Elvedina	BIH	29	1565	6 (40)	-	-	23 (34)
90	198215	POGNEAUX Chiara	FRA	28	1566	-	28 (37)	-	-
91	385096	POPOVIC Leona	CRO	26	1568	-	26 (38)	-	-
91	198164	CHEVRIER Marion	FRA	26	1568	-	26 (39)	-	-
91	426486	SYLVESTER-DAVIK	NOR	26	1568	-	-	26 (35)	-
91	6295352	GHISALBERTI Ilaria	ITA	26	1568	-	-	26 (36)	-
95	197651	DIREZ Clara	FRA	25	1569	-	-	25 (38)	-
96	56550	HOERHAGER Lisa	AUT	24	1570	-	24 (40)	-	-
97	516407	KASPER Vanessa	SUI	20	1574	-	-	20 (39)	-
97	355061	HILZINGER Jessica	GER	20	1574	-	20 (42)	-	-
99	516268	WILD Simone	SUI	19	1575	-	-	19 (42)	-
100	516783	MAECHLER Janine	SUI	15	1579	-	15 (45)	-	-
101	426187	LYSDAHL Kristin	NOR	14	1580	-	-	14 (45)	-
102	516426	STOFFEL Elena	SUI	13	1581	-	13 (46)	-	-
102	6535765	MANGAN Tricia	USA	13	1581	-	-	-	13 (40)
104	108077	GRAY Cassidy	CAN	11	1583	-	-	11 (46)	-
105	555072	GERMANE Dzenifera	LAT	10	1584	-	10 (48)	-	-
105	6296075	SOLA Beatrice	ITA	10	1584	-	10 (48)	-	-
107	198253	McFARLANE Caitlin	FRA	9	1585	-	9 (50)	-	-
107	6295745	BERNARDI Vicky	ITA	9	1585	2 (44)	-	-	7 (45)
109	6535791	WRIGHT Isabella	USA	8	1586	8 (39)	-	-	-
110	206793	DORIGO Fabiana	GER	7	1587	-	-	7 (47)	-
111	507011	LOEVBLOM Hilma	SWE	6	1588	-	-	6 (49)	-
111	307493	ANDO Asa	JPN	6	1588	-	6 (51)	-	-
113	198016	ESCANE Doriane	FRA	5	1589	-	-	5 (50)	-
113	435432	LUCZAK Magdalena	POL	5	1589	-	-	5 (50)	-
115	516504	DANIOTH Aline	SUI	4	1590	-	4 (52)	-	-
115	6296281	MONDINELLI Emilia	ITA	4	1590	-	4 (52)	-	-
115	56509	GRILL Lisa	AUT	4	1590	-	-	-	4 (48)
118	56673	OLIVIER Victoria	AUT	2	1592	-	-	2 (52)	-
119	6535807	CUTLER Haley	USA	1	1593	1 (45)	-	-	-
119	6296280	THALER Sara	ITA	1	1593	1 (45)	-	-	-
119	35222	BARUZZI FARRIOL	ARG	1	1593	-	-	1 (53)	-

Legend:	No points	DH	Downhill	Diff.	Difference	GS	Giant Slalom
SG	Super-G	SL	Slalom	WC	World Cup		

Sun Valley (USA)

10th Women's Slalom

FIS WCSL LIST



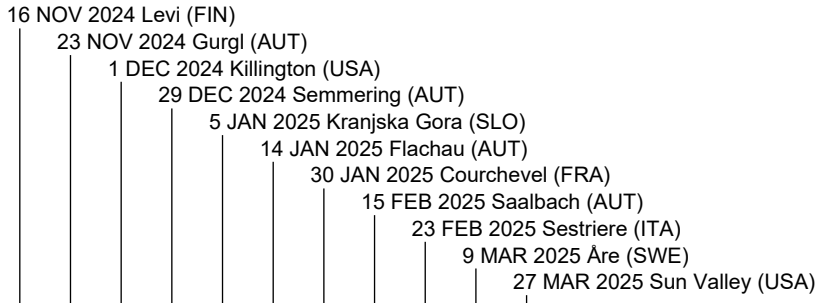
Number of Competitors: 53, Number of NSAs: 15

Rank	FIS Code	Name	NSA Code	1	2	3	4	5	6	7	8	9	10	11	Base	- X	+ Y =	WCSL-SL
1	516562	RAST Camille	SUI	45	60	100	50	50	100	45	100	-	24	18	290	290	592	592
2	385116	LJUTIC Zrinka	CRO	40	29	40	100	100	-	100	29	80	26	26	321	321	570	570
3	56388	LIENSBERGER Katharina	AUT	80	36	29	60	29	50	50	60	50	80	45	325	325	569	569
4	516280	HOLDENER Wendy	SUI	15	50	80	40	80	80	-	80	29	45	50	321	321	549	549
5	6535237	SHIFFRIN Mikaela	USA	100	100	-	-	-	-	26	45	100	60	100	830	830	531	531
6	206355	DUERR Lena	GER	60	45	50	80	-	26	60	32	36	36	80	508	508	505	505
7	506146	SWENN LARSSON Anna	SWE	50	16	80	-	60	36	7	-	32	50	16	395	395	347	347
8	539909	MOLTZAN Paula	USA	32	40	-	-	11	40	-	50	60	40	40	237	237	313	313
9	516528	MEILLARD Melanie	SUI	36	26	45	36	45	45	36	-	5	-	36	187	187	310	310
10	506399	HECTOR Sara	SWE	12	32	22	45	40	60	80	-	14	-	-	339	339	305	305
11	565463	SLOKAR Andreja	SLO	-	22	26	29	36	-	29	40	26	32	60	114	114	300	300
12	805009	COLTURI Lara	ALB	-	80	32	18	20	20	40	-	20	22	24	86	86	276	276
13	56315	TRUPPE Katharina	AUT	12	-	24	20	32	-	24	36	22	100	-	200	200	270	270
14	56253	HUBER Katharina	AUT	-	22	20	26	24	16	32	18	13	14	22	272	272	207	207
15	507325	OEHLUND Cornelia	SWE	14	18	7	15	15	22	-	24	45	20	-	52	52	180	180
16	426100	HOLTMANN Mina Fuerst	NOR	-	7	18	16	18	29	12	-	16	16	32	179	179	164	164
17	507168	AICHER Emma	GER	29	-	-	32	-	32	-	-	40	-	20	53	53	153	153
18	198176	LAMURE Marie	FRA	24	-	14	11	26	-	13	22	12	-	-	60	60	122	122
19	107427	ST-GERMAIN Laurence	CAN	26	24	36	7	-	24	-	-	4	-	-	84	84	121	121
20	565491	DVORNIK Neja	SLO	16	12	13	-	14	10	14	-	6	10	-	159	159	95	95
21	507109	ARONSSON ELFMAN Hanna	SWE	18	-	10	14	-	6	22	-	9	15	-	40	40	94	94
22	107798	NULLMEYER Ali	CAN	-	13	-	-	-	-	20	-	24	-	29	246	246	86	86
23	299699	PETERLINI Martina	ITA	14	11	-	-	7	12	16	-	12	12	-	116	116	84	84
24	6295075	DELLA MEA Lara	ITA	-	-	-	-	-	15	9	20	10	18	-	37	37	72	72
25	198177	BRECHE Clarisse	FRA	22	8	5	8	4	18	-	-	-	-	-	21	21	65	65
26	6295165	ROSSETTI Marta	ITA	-	-	-	-	-	-	-	16	15	32	-	67	67	63	63
27	198164	CHEVRIER Marion	FRA	-	-	-	-	-	-	18	26	-	8	-	39	39	52	52
28	565401	BUCIK JOGAN Ana	SLO	9	-	-	10	-	-	10	-	8	10	-	79	79	47	47
29	516553	CHRISTEN Eliane	SUI	-	-	-	22	16	-	6	-	-	-	-	-	-	44	44
29	6536392	HURT A J	USA	-	-	-	13	-	-	-	-	20	11	-	66	66	44	44
31	56392	GRITSCH Franziska	AUT	-	-	6	24	12	-	-	-	-	-	-	72	72	42	42
32	56367	GALLHUBER Katharina	AUT	6	15	-	-	-	-	-	-	7	13	-	162	162	41	41
33	155728	DUBOVSKA Martina	CZE	-	9	-	12	8	-	-	-	-	7	-	113	113	36	36
34	516619	HOEPLI Aline	SUI	-	-	16	-	-	7	11	-	-	-	-	-	-	34	34
35	197616	ALPHAND Estelle	SWE	-	14	-	-	5	13	-	-	-	-	-	27	27	32	32
35	107747	SMART Amelia	CAN	8	-	-	4	-	14	-	-	-	6	-	64	64	32	32
37	516284	GISIN Michelle	SUI	7	-	12	-	3	8	-	-	-	-	-	418	418	30	30
38	198215	POGNEAUX Chiara	FRA	-	5	11	6	6	-	-	-	-	-	-	110	110	28	28
39	385096	POPOVIC Leona	CRO	20	6	-	-	-	-	-	-	-	-	-	183	183	26	26
40	56550	HOERHAGER Lisa	AUT	-	-	9	-	-	-	15	-	-	-	-	10	10	24	24
41	6536171	HENSIEN Katie	USA	-	-	-	-	22	-	-	-	-	-	-	-	-	22	22
42	355061	HILZINGER Jessica	GER	-	-	8	-	10	-	-	-	2	-	-	16	16	20	20
43	426193	STJERNESUND Th.	NOR	-	-	-	9	-	-	8	-	-	-	-	62	62	17	17
44	6296778	COLLOMB Giorgia	ITA	-	-	15	-	-	-	-	-	-	-	-	-	-	15	15
44	516783	MAECHLER Janine	SUI	-	-	-	5	10	-	-	-	-	-	-	-	-	15	15
46	516426	STOFFEL Elena	SUI	-	-	-	-	13	-	-	-	-	-	-	34	34	13	13
47	6535773	O BRIEN Nina	USA	-	-	-	-	-	11	-	-	-	-	-	-	-	11	11
48	555072	GERMANE Dzenifera	LAT	10	-	-	-	-	-	-	-	-	-	-	145	145	10	10
48	6296075	SOLA Beatrice	ITA	-	10	-	-	-	-	-	-	-	-	-	-	-	10	10

Sun Valley (USA)

10th Women's Slalom

FIS WCSL LIST



Number of Competitors: 53, Number of NSAs: 15

Rank	FIS Code	Name	NSA Code	1	2	3	4	5	6	7	8	9	10	11	Base	-	X	+	Y	=	WCSL-SL
50	198253	McFARLANE Caitlin	FRA	-	-	-	-	-	9	-	-	-	-	-	5	5	9				9
51	307493	ANDO Asa	JPN	-	-	-	-	-	-	-	-	1	5	-	4	4	6				6
52	516504	DANIOTH Aline	SUI	-	-	-	-	-	-	-	-	4	-	-	52	52	4				4
52	6296281	MONDINELLI Emilia	ITA	-	-	-	-	-	-	-	-	-	4	-	-	-	4				4

Number of Competitors per NSA in the top 60

ALB:	1	AUT:	6	CAN:	3	CRO:	2	CZE:	1	FRA:	5
GER:	3	ITA:	6	JPN:	1	LAT:	1	NOR:	2	SLO:	3
SUI:	9	SWE:	5	USA:	5						

Legend:			
-	No points	Base	Last season FIS World Cup Start List points
WCSL-SL	FIS World Cup Start List points for Slalom		
X	(Base/number of planned races in the current season) *(number of completed races in the current season)		
Y	FIS World Cup points won in the current season		

Sun Valley (USA)
**10th Women's Slalom
OVERALL FIS WCSL LIST**
Number of Competitors: 121, Number of NSAs: 19

Rank	FIS Code	Name	NSA Code	WCSL	Diff.	DH 7 races	SL 11 races	GS 10 races	SG 10 races
1	297601	BRIGNONE Federica	ITA	1800		410 (2)	-	680 (1)	710 (1)
2	516138	GUT-BEHRAMI Lara	SUI	1349	451	229 (7)	-	423 (5)	697 (2)
3	298323	GOGGIA Sofia	ITA	976	824	350 (3)	-	115 (19)	511 (3)
4	385116	LJUTIC Zrinka	CRO	877	923	-	570 (2)	307 (8)	-
5	516562	RAST Camille	SUI	860	940	-	592 (1)	268 (9)	-
6	415232	ROBINSON Alice	NZL	804	996	4 (41)	-	600 (2)	200 (16)
7	506399	HECTOR Sara	SWE	792	1008	-	305 (10)	487 (3)	-
8	56128	HUETTER Cornelia	AUT	695	1105	418 (1)	-	-	277 (8)
9	516280	HOLDENER Wendy	SUI	692	1108	-	549 (4)	143 (15)	-
10	805009	COLTURI Lara	ALB	691	1109	-	276 (12)	415 (6)	-
11	539909	MOLTZAN Paula	USA	659	1141	-	313 (8)	346 (7)	-
12	56388	LIENSBERGER Katharina	AUT	645	1155	-	569 (3)	76 (26)	-
13	6536821	MACUGA Lauren	USA	630	1170	275 (5)	-	16 (43)	339 (5)
14	507168	AICHER Emma	GER	626	1174	220 (9)	153 (17)	19 (41)	234 (11)
15	426257	LIE Kajsa Vickhoff	NOR	625	1175	186 (12)	-	62 (28)	377 (4)
16	206355	DUERR Lena	GER	609	1191	-	505 (6)	104 (22)	-
17	6535237	SHIFFRIN Mikaela	USA	582	1218	-	531 (5)	51 (30)	-
18	516319	SUTER Corinne	SUI	480	1320	214 (10)	-	-	266 (9)
19	155763	LEDECKA Ester	CZE	470	1330	243 (6)	-	-	227 (13)
20	426193	STJERNESUND Th.	NOR	448	1352	-	17 (43)	431 (4)	-
21	56177	VENIER Stephanie	AUT	438	1362	126 (14)	-	-	312 (7)
22	299624	PIROVANO Laura	ITA	424	1376	229 (7)	-	-	195 (17)
23	297910	CURTONI Elena	ITA	359	1441	46 (29)	-	-	313 (6)
24	299276	BASSINO Marta	ITA	358	1442	71 (22)	-	69 (27)	218 (14)
25	506146	SWENN LARSSON Anna	SWE	347	1453	-	347 (7)	-	-
26	56256	RAEDLER Ariane	AUT	339	1461	106 (17)	-	-	233 (12)
27	6535455	JOHNSON Breezy	USA	313	1487	289 (4)	-	-	24 (33)
28	516528	MEILLARD Melanie	SUI	310	1490	-	310 (9)	-	-
29	537544	VONN Lindsey	USA	305	1495	102 (18)	-	-	203 (15)
30	565463	SLOKAR Andreja	SLO	300	1500	-	300 (11)	-	-
31	197497	MIRADOLI Romane	FRA	293	1507	36 (31)	-	-	257 (10)
32	56125	PUCHNER Mirjam	AUT	291	1509	187 (11)	-	-	104 (19)
32	426100	HOLTMANN Mina Fuerst	NOR	291	1509	-	164 (16)	127 (18)	-
34	56315	TRUPPE Katharina	AUT	270	1530	-	270 (13)	-	-
35	56416	SCHEIB Julia	AUT	265	1535	-	-	260 (10)	5 (47)
36	565491	DVORNIK Neja	SLO	259	1541	-	95 (20)	164 (14)	-
37	107613	GRENIER Valerie	CAN	258	1542	10 (38)	-	192 (12)	56 (30)
38	206668	WEIDLE-WINKELMANN Kira	GER	247	1553	113 (15)	-	-	134 (18)
39	56174	HAASER Ricarda	AUT	239	1561	53 (27)	-	84 (24)	102 (20)
40	6535773	O BRIEN Nina	USA	231	1569	-	11 (47)	220 (11)	-
41	565360	STUHEC Ilka	SLO	230	1570	158 (13)	-	-	72 (25)
42	6536392	HURT A J	USA	216	1584	-	44 (29)	172 (13)	-
43	516284	GISIN Michelle	SUI	212	1588	66 (23)	30 (37)	20 (39)	96 (22)
44	56253	HUBER Katharina	AUT	207	1593	-	207 (14)	-	-
45	516766	BLANC Malorie	SUI	181	1619	89 (19)	-	-	92 (23)
46	507325	OEHLUND Cornelia	SWE	180	1620	-	180 (15)	-	-
47	197641	GAUCHE Laura	FRA	144	1656	55 (24)	-	-	89 (24)
48	197616	ALPHAND Estelle	SWE	142	1658	-	32 (35)	110 (20)	-
49	435334	GASIENICA-DANI.	POL	135	1665	-	-	129 (16)	6 (46)
50	565401	BUCIK JOGAN Ana	SLO	129	1671	-	47 (28)	82 (25)	-
51	108461	RICHARDSON Britt	CAN	128	1672	-	-	128 (17)	-
52	539536	WILES Jacqueline	USA	124	1676	112 (16)	-	-	12 (41)
53	198176	LAMURE Marie	FRA	122	1678	-	122 (18)	-	-
53	299383	MELESI Roberta	ITA	122	1678	13 (37)	-	7 (47)	102 (20)
55	107427	ST-GERMAIN Laurence	CAN	121	1679	-	121 (19)	-	-
56	6536171	HENSIEN Katie	USA	119	1681	-	22 (41)	97 (23)	-
56	56258	AGER Christina	AUT	119	1681	54 (25)	-	-	65 (27)
58	6295075	DELLA MEA Lara	ITA	113	1687	-	72 (24)	41 (32)	-
59	56217	BRUNNER Stephanie	AUT	112	1688	-	-	108 (21)	4 (48)
60	299466	DELAGO Nicol	ITA	105	1695	89 (19)	-	-	16 (39)
61	507109	ARONSSON ELFMAN Hanna	SWE	94	1706	-	94 (21)	-	-
62	426324	MONSEN Marte	NOR	87	1713	75 (21)	-	-	12 (41)
63	107798	NULLMEYER Ali	CAN	86	1714	-	86 (22)	-	-
64	299699	PETERLINI Martina	ITA	84	1716	-	84 (23)	-	-

Sun Valley (USA)
**10th Women's Slalom
OVERALL FIS WCSL LIST**

Number of Competitors: 121, Number of NSAs: 19

Rank	FIS Code	Name	NSA Code	WCSL	Diff.	DH 7 races	SL 11 races	GS 10 races	SG 10 races
65	198177	BRECHE Clarisse	FRA	80	1720	-	65 (25)	15 (44)	-
66	516185	HAEHLEN Joana	SUI	73	1727	1 (45)	-	-	72 (25)
67	299363	ZENERE Asja	ITA	70	1730	-	-	48 (31)	22 (35)
68	56392	GRITSCH Franziska	AUT	67	1733	-	42 (31)	25 (37)	-
69	6536213	CASHMAN Keely	USA	65	1735	3 (43)	-	-	62 (28)
70	56417	FEST Nadine	AUT	64	1736	19 (35)	-	-	45 (31)
71	6295165	ROSSETTI Marta	ITA	63	1737	-	63 (26)	-	-
72	198029	CLEMENT Karen	FRA	61	1739	4 (41)	-	-	57 (29)
73	516219	MING-NUFER Priska	SUI	58	1742	50 (28)	-	-	8 (44)
74	507155	NYBERG Lisa	SWE	57	1743	-	-	57 (29)	-
75	299630	DELAGO Nadia	ITA	55	1745	54 (25)	-	-	1 (51)
76	198164	CHEVRIER Marion	FRA	52	1748	-	52 (27)	-	-
77	56328	ORTLIEB Nina	AUT	47	1753	45 (30)	-	-	2 (50)
78	516705	DURRER Delia	SUI	46	1754	36 (31)	-	-	10 (43)
79	6296778	COLLOMB Giorgia	ITA	45	1755	-	15 (44)	30 (34)	-
80	516553	CHRISTEN Eliane	SUI	44	1756	-	44 (29)	-	-
80	56551	EGGER Magdalena	AUT	44	1756	24 (33)	-	-	20 (37)
82	56367	GALLHUBER Katharina	AUT	41	1759	-	41 (32)	-	-
83	516611	SCHMITT Janine	SUI	39	1761	20 (34)	-	-	19 (38)
84	197956	CERUTTI Camille	FRA	37	1763	-	-	-	37 (32)
85	155728	DUBOVSKA Martina	CZE	36	1764	-	36 (33)	-	-
85	516394	SUTER Jasmina	SUI	36	1764	15 (36)	-	-	21 (36)
87	6537468	BOCOCK Elisabeth	USA	34	1766	-	-	34 (33)	-
87	516619	HOEPLI Aline	SUI	34	1766	-	34 (34)	-	-
89	107747	SMART Amelia	CAN	32	1768	-	32 (35)	-	-
90	715171	MUZAFERIJA Elvedina	BIH	29	1771	6 (40)	-	-	23 (34)
91	198215	POGNEAUX Chiara	FRA	28	1772	-	28 (38)	-	-
92	385096	POPOVIC Leona	CRO	26	1774	-	26 (39)	-	-
92	426486	SYLVESTER-DAVIK	NOR	26	1774	-	-	26 (35)	-
92	6295352	GHISALBERTI Ilaria	ITA	26	1774	-	-	26 (35)	-
95	197651	DIREZ Clara	FRA	25	1775	-	-	25 (37)	-
96	56550	HOERHAGER Lisa	AUT	24	1776	-	24 (40)	-	-
97	516407	KASPER Vanessa	SUI	20	1780	-	-	20 (39)	-
97	355061	HILZINGER Jessica	GER	20	1780	-	20 (42)	-	-
99	516268	WILD Simone	SUI	19	1781	-	-	19 (41)	-
100	516783	MAECHLER Janine	SUI	15	1785	-	15 (44)	-	-
101	426187	LYSDAHL Kristin	NOR	14	1786	-	-	14 (45)	-
102	516426	STOFFEL Elena	SUI	13	1787	-	13 (46)	-	-
102	6535765	MANGAN Tricia	USA	13	1787	-	-	-	13 (40)
104	108077	GRAY Cassidy	CAN	11	1789	-	-	11 (46)	-
105	555072	GERMANE Dzenifera	LAT	10	1790	-	10 (48)	-	-
105	6296075	SOLA Beatrice	ITA	10	1790	-	10 (48)	-	-
107	198253	McFARLANE Caitlin	FRA	9	1791	-	9 (50)	-	-
107	6295745	BERNARDI Vicky	ITA	9	1791	2 (44)	-	-	7 (45)
109	6535791	WRIGHT Isabella	USA	8	1792	8 (39)	-	-	-
110	206793	DORIGO Fabiana	GER	7	1793	-	-	7 (47)	-
111	307493	ANDO Asa	JPN	6	1794	-	6 (51)	-	-
111	507011	LOEVBLOM Hilma	SWE	6	1794	-	-	6 (49)	-
113	435432	LUCZAK Magdalena	POL	5	1795	-	-	5 (50)	-
113	198016	ESCANE Doriane	FRA	5	1795	-	-	5 (50)	-
115	516504	DANIOTH Aline	SUI	4	1796	-	4 (52)	-	-
115	6296281	MONDINELLI Emilia	ITA	4	1796	-	4 (52)	-	-
115	56509	GRILL Lisa	AUT	4	1796	-	-	-	4 (48)
118	56673	OLIVIER Victoria	AUT	2	1798	-	-	2 (52)	-
119	6535807	CUTLER Haley	USA	1	1799	1 (45)	-	-	-
119	6296280	THALER Sara	ITA	1	1799	1 (45)	-	-	-
119	35222	BARUZZI FARRIOL	ARG	1	1799	-	-	1 (53)	-

Legend:	No points	DH	Downhill	Diff.	Difference	GS	Giant Slalom
SG	Super-G	SL	Slalom	WCSL	Overall points		

Sun Valley (USA)


10th Women's Slalom

FIS NATION CUP

Number of Nations: 19

Rank	NSA	Name	Points	Diff.	DH	SL	GS	SG	AC	PAR	TE
1	ITA	Italy	4256		1187	212	916	1941	-	-	-
2	SUI	Switzerland	4128	128	684	1411	824	1209	-	-	-
3	AUT	Austria	3492	764	873	1039	533	1047	-	-	-
4	USA	United States of America	2904	1352	629	826	856	593	-	-	-
5	SWE	Sweden	1554	2702	-	934	620	-	-	-	-
6	NOR	Norway	1363	2893	243	181	610	329	-	-	-
7	GER	Germany	1346	2910	271	646	101	328	-	-	-
8	SLO	Slovenia	854	3402	134	402	246	72	-	-	-
9	CRO	Croatia	842	3414	-	567	275	-	-	-	-
10	FRA	France	772	3484	95	228	45	404	-	-	-
11	NZL	New Zealand	700	3556	4	-	520	176	-	-	-
12	ALB	Albania	655	3601	-	276	379	-	-	-	-
13	CAN	Canada	592	3664	10	239	287	56	-	-	-
14	CZE	Czechia	410	3846	183	36	-	191	-	-	-
15	POL	Poland	124	4132	-	-	118	6	-	-	-
16	BIH	Bosnia and Herzegovina	29	4227	6	-	-	23	-	-	-
17	LAT	Latvia	10	4246	-	10	-	-	-	-	-
18	JPN	Japan	6	4250	-	6	-	-	-	-	-
19	ARG	Argentina	1	4255	-	-	1	-	-	-	-

Sun Valley (USA)



10th Women's Slalom

OVERALL FIS NATION CUP

Number of Nations: 32

Rk	NSA	Overall			DH Points			SL Points			GS Points			SG Points			AC Points			PAR Points			TE Points
		M+W	M	W	M+W	M	W	M+W	M	W	M+W	M	W	M+W	M	W	M+W	M	W	M+W	M	W	M+W
1	SUI	10749	6621	4128	2816	2132	684	2693	1282	1411	2379	1555	824	2861	1652	1209	-	-	-	-	-	-	-
2	AUT	7341	3849	3492	1560	687	873	2142	1103	1039	1361	828	533	2278	1231	1047	-	-	-	-	-	-	-
3	ITA	6399	2143	4256	1817	630	1187	518	306	212	1338	422	916	2726	785	1941	-	-	-	-	-	-	-
4	NOR	4948	3585	1363	415	172	243	1909	1728	181	1880	1270	610	744	415	329	-	-	-	-	-	-	-
5	USA	4143	1239	2904	1055	426	629	1020	194	826	1115	259	856	953	360	593	-	-	-	-	-	-	-
6	FRA	3209	2437	772	594	499	95	1269	1041	228	502	457	45	844	440	404	-	-	-	-	-	-	-
7	GER	2067	721	1346	383	112	271	920	274	646	369	268	101	395	67	328	-	-	-	-	-	-	-
8	SWE	1884	330	1554	20	20	-	1175	241	934	644	24	620	45	45	-	-	-	-	-	-	-	-
9	SLO	1681	827	854	562	428	134	402	-	402	523	277	246	194	122	72	-	-	-	-	-	-	-
10	CAN	1567	975	592	543	533	10	249	10	239	298	11	287	477	421	56	-	-	-	-	-	-	-
11	CRO	1526	684	842	-	-	-	989	422	567	537	262	275	-	-	-	-	-	-	-	-	-	-
12	BRA	714	714	-	-	-	-	373	373	-	341	341	-	-	-	-	-	-	-	-	-	-	-
13	NZL	700	-	700	4	-	4	-	-	-	520	-	520	176	-	176	-	-	-	-	-	-	-
14	ALB	655	-	655	-	-	-	276	-	276	379	-	379	-	-	-	-	-	-	-	-	-	-
15	CZE	553	143	410	229	46	183	36	-	36	-	-	-	288	97	191	-	-	-	-	-	-	-
16	GBR	311	311	-	-	-	-	311	311	-	-	-	-	-	-	-	-	-	-	-	-	-	-
17	BEL	288	288	-	-	-	-	167	167	-	121	121	-	-	-	-	-	-	-	-	-	-	-
18	BUL	229	229	-	-	-	-	229	229	-	-	-	-	-	-	-	-	-	-	-	-	-	-
19	AND	153	153	-	-	-	-	-	-	-	153	153	-	-	-	-	-	-	-	-	-	-	-
20	FIN	152	152	-	70	70	-	55	55	-	-	-	-	27	27	-	-	-	-	-	-	-	-
21	POL	124	-	124	-	-	-	-	-	-	118	-	118	6	-	6	-	-	-	-	-	-	-
22	EST	71	71	-	-	-	-	27	27	-	44	44	-	-	-	-	-	-	-	-	-	-	-
23	BIH	29	-	29	6	-	6	-	-	-	-	-	-	23	-	23	-	-	-	-	-	-	-
24	ESP	16	16	-	-	-	-	16	16	-	-	-	-	-	-	-	-	-	-	-	-	-	-
25	SVK	13	13	-	-	-	-	-	-	-	13	13	-	-	-	-	-	-	-	-	-	-	-
26	GRE	12	12	-	-	-	-	12	12	-	-	-	-	-	-	-	-	-	-	-	-	-	-
27	LAT	10	-	10	-	-	-	10	-	10	-	-	-	-	-	-	-	-	-	-	-	-	-
28	CHI	8	8	-	8	8	-	-	-	-	-	-	-	-	-	-	-	-	-	-	-	-	-
28	NED	8	8	-	-	-	-	-	-	-	8	8	-	-	-	-	-	-	-	-	-	-	-
30	JPN	6	-	6	-	-	-	6	-	6	-	-	-	-	-	-	-	-	-	-	-	-	-
31	LIE	4	4	-	4	4	-	-	-	-	-	-	-	-	-	-	-	-	-	-	-	-	-
32	ARG	1	-	1	-	-	-	-	-	-	1	-	1	-	-	-	-	-	-	-	-	-	-

Sun Valley (USA)



10th Women's Slalom

CONSTRUCTORS' CHAMPIONSHIP

Number of Brands: 10

Rank	Name	Points	Diff.	DH	SL	GS	SG	AC	PAR
1	Head	5350		1040	1800	745	1765	-	-
2	Rossignol	3590	1760	525	770	1480	815	-	-
3	Atomic	2205	3145	540	920	315	430	-	-
4	Salomon	740	4610	-	-	520	220	-	-
5	Blizzard	395	4955	-	120	275	-	-	-
6	Kaestle	140	5210	100	-	-	40	-	-
7	Fischer	130	5220	45	-	40	45	-	-
8	Dynastar	105	5245	-	-	-	105	-	-
9	Voelkl	100	5250	-	100	-	-	-	-
10	Nordica	60	5290	-	60	-	-	-	-

Sun Valley (USA)

10th Women's Slalom



OVERALL CONSTRUCTORS' CHAMPIONSHIP

Number of Brands: 12

Rank	Brand	Overall			DH Points			SL Points			GS Points			SG Points			AC Points			PAR Points		
		M+W	M	W	M+W	M	W	M+W	M	W	M+W	M	W	M+W	M	W	M+W	M	W	M+W	M	W
1	Head	7900	2550	5350	2055	1015	1040	2320	520	1800	935	190	745	2590	825	1765	-	-	-	-	-	-
2	Rossignol	6300	2710	3590	740	215	525	1845	1075	770	2415	935	1480	1300	485	815	-	-	-	-	-	-
3	Atomic	4360	2155	2205	885	345	540	1815	895	920	890	575	315	770	340	430	-	-	-	-	-	-
4	Stoeckli	2360	2360	-	890	890	-	-	-	-	790	790	-	680	680	-	-	-	-	-	-	-
5	Van deer	1485	1485	-	-	-	-	990	990	-	495	495	-	-	-	-	-	-	-	-	-	-
6	Fischer	1315	1185	130	295	250	45	170	170	-	330	290	40	520	475	45	-	-	-	-	-	-
7	Salomon	975	235	740	95	95	-	40	40	-	620	100	520	220	-	220	-	-	-	-	-	-
8	Dynastar	545	440	105	-	-	-	440	440	-	-	-	-	105	-	105	-	-	-	-	-	-
9	Nordica	455	395	60	190	190	-	60	-	60	-	-	-	205	205	-	-	-	-	-	-	-
10	Blizzard	395	-	395	-	-	-	120	-	120	275	-	275	-	-	-	-	-	-	-	-	-
11	Kaestle	140	-	140	100	-	100	-	-	-	-	-	-	40	-	40	-	-	-	-	-	-
12	Voelkl	100	-	100	-	-	-	100	-	100	-	-	-	-	-	-	-	-	-	-	-	-