



**COUPE
DU MONDE
FEMININE DE SKI ALPIN
30 JANVIER 2025**



AUDI FIS SKI WORLD CUP 2024/25



**Courchevel (FRA)
7th Women's Slalom
ENTRY LIST BY NSA**

Number of Competitors: 65, Number of NSAs: 18

NSA	FIS Code	Name	Date of Birth	DH	FIS Points (30th of January 2025 - List 16)				AC
					SL	GS	SG		
ALB (1)	805009	COLTURI Lara	15 NOV 2006	75.84 (207)	6.99 (13)	11.59 (19)	47.52 (159)	972.00 (699)	
AND (1)	25218	MIJARES RUF Carla	28 OCT 2002	470.48(1011)	20.22 (77)	37.84 (374)	357.48(1715)	-	
ARG (1)	35222	BARUZZI FARRIOL Francesca	22 JUL 1998	231.47 (747)	20.54 (80)	18.58 (48)	95.90 (514)	229.50 (181)	
AUT (8)	56517	ASTNER Nina	24 JUL 2000	-	21.36 (84)	15.69 (30)	419.58(1798)	648.32 (614)	
	56664	FALCH Natalie	7 JAN 2004	-	22.12 (104)	29.37 (216)	162.03(1030)	277.55 (270)	
	56367	GALLHUBER Katharina	16 JUN 1997	-	16.38 (46)	27.32 (177)	156.26 (989)	113.15 (35)	
	56392	GRITSCH Franziska	15 MAR 1997	27.73 (67)	19.79 (70)	15.74 (31)	15.80 (22)	56.46 (11)	
	56550	HOERHAGER Lisa	29 APR 2001	-	17.31 (56)	21.24 (76)	139.52 (885)	106.74 (29)	
	56253	HUBER Katharina	3 OCT 1995	132.69 (472)	8.52 (18)	20.00 (60)	94.30 (501)	78.89 (18)	
	56388	LIENSBERGER Katharina	1 APR 1997	999.99(1127)	4.31 (8)	15.14 (28)	999.99(1990)	853.55 (671)	
56315	TRUPPE Katharina	15 JAN 1996	-	10.10 (21)	21.82 (81)	999.99(1990)	-		
BEL (1)	65117	VANREUSEL Kim	4 JAN 1998	932.79(1120)	23.02 (127)	24.31 (126)	100.66 (563)	246.54 (210)	
CAN (3)	107798	NULLMEYER Ali	21 AUG 1998	-	7.47 (15)	27.05 (173)	218.70(1313)	333.80 (369)	
	107747	SMART Amelia	8 JAN 1998	-	14.23 (33)	30.56 (241)	486.27(1855)	739.65 (640)	
	107427	ST-GERMAIN Laurence	30 MAY 1994	999.99(1127)	9.07 (20)	167.31(2770)	999.99(1990)	999.99 (705)	
CRO (1)	385116	LJUTIC Zrinka	26 JAN 2004	-	0.00 (1)	8.19 (11)	154.62 (977)	194.57 (119)	
CZE (1)	155728	DUBOVSKA Martina	27 FEB 1992	-	11.94 (27)	134.94(2366)	999.99(1990)	-	
FRA (6)	198177	BRECHE Clarisse	29 AUG 2001	-	13.96 (32)	19.73 (58)	80.57 (364)	135.98 (53)	
	198164	CHEVRIER Marion	11 JUN 2001	77.84 (217)	17.24 (54)	39.14 (398)	62.67 (242)	229.59 (182)	
	198016	ESCANÉ Doriane	8 JAN 1999	81.77 (230)	18.40 (62)	15.00 (26)	50.21 (173)	168.93 (87)	
	198176	LAMURE Marie	14 JUL 2001	-	16.98 (51)	23.31 (108)	147.59 (939)	170.54 (89)	
	198253	McFARLANE Caitlin	22 MAR 2002	-	17.76 (59)	23.35 (109)	218.12(1308)	277.38 (269)	
	198215	POGNEAUX Chiara	11 SEP 2002	392.76 (970)	11.08 (24)	27.04 (172)	219.51(1320)	276.48 (267)	
GER (4)	507168	AICHER Emma	13 NOV 2003	13.78 (33)	8.48 (17)	18.90 (53)	22.17 (46)	78.77 (17)	
	206355	DUERR Lena	4 AUG 1991	513.00(1029)	3.42 (7)	18.79 (52)	248.45(1435)	149.45 (68)	
	355061	HILZINGER Jessica	26 MAY 1997	470.73(1012)	16.58 (49)	23.44 (111)	139.44 (884)	119.07 (39)	
	107583	REMME Roni	14 FEB 1996	62.13 (165)	23.19 (131)	23.71 (116)	68.73 (279)	92.87 (25)	



Courchevel (FRA)

7th Women's Slalom

ENTRY LIST BY NSA

Number of Competitors: 65, Number of NSAs: 18

NSA	FIS Code	Name	Date of Birth	FIS Points (30th of January 2025 - List 16)				
				DH	SL	GS	SG	AC
ITA (9)	6296245	CAROLLI Francesca	12 NOV 2004	-	23.05 (128)	23.00 (93)	129.96 (812)	386.36 (435)
	6296778	COLLOMB Giorgia	17 OCT 2006	100.04 (325)	21.75 (93)	22.97 (92)	56.87 (212)	225.92 (173)
	6295075	DELLA MEA Lara	10 JAN 1999	-	16.34 (45)	17.51 (42)	50.00 (170)	999.99 (705)
	6295354	HALLER Celina	26 APR 2000	-	19.00 (64)	25.41 (143)	359.76(1719)	869.25 (677)
	299939	LORENZI Lucrezia	6 MAY 1998	999.99(1127)	19.04 (65)	40.59 (430)	999.99(1990)	999.99 (705)
	6296281	MONDINELLI Emilia	30 APR 2004	337.98 (920)	17.21 (53)	30.10 (231)	356.18(1710)	454.08 (500)
	299699	PETERLINI Martina	24 OCT 1997	-	10.38 (22)	29.84 (223)	-	-
	6295165	ROSSETTI Marta	25 MAR 1999	-	12.68 (29)	30.09 (230)	999.99(1990)	-
	299822	TSCHURTSCHENTHALER Vera	30 MAR 1997	999.99(1127)	17.35 (57)	75.39(1300)	999.99(1990)	-
MAD (1)	945000	CLERC Mialitiana	16 NOV 2001	361.26 (944)	103.62(1904)	94.76(1724)	104.47 (595)	521.49 (552)
NOR (3)	426100	HOLTMANN Mina Fuerst	17 JUL 1995	269.04 (823)	5.76 (11)	8.95 (15)	221.72(1325)	312.98 (328)
	426285	MAARSTOEL Andrine	27 MAY 1999	214.19 (707)	21.99 (99)	29.75 (222)	77.72 (343)	153.41 (74)
	426193	STJERNESUND Thea Louise	24 NOV 1996	502.19(1023)	19.93 (72)	6.62 (10)	37.39 (106)	659.55 (618)
POR (1)	595020	GUERILLOT Vanina	3 JUL 2002	-	61.71 (926)	62.50 (990)	417.68(1797)	506.10 (541)
SLO (4)	565401	BUCIK JOGAN Ana	21 JUL 1993	367.61 (948)	17.98 (60)	18.05 (44)	166.91(1057)	130.22 (45)
	565491	DVORNIK Neja	6 JAN 2001	105.68 (354)	8.61 (19)	16.17 (37)	92.73 (485)	221.30 (166)
	539927	LAPANJA Lila	3 DEC 1994	-	20.94 (82)	69.88(1173)	140.03 (890)	206.28 (141)
	565463	SLOKAR Andreja	15 OCT 1997	166.13 (581)	13.00 (30)	23.47 (113)	62.89 (244)	213.38 (155)
SUI (9)	516722	BRAENDLI Anuk	7 JUN 2003	242.85 (772)	17.62 (58)	29.96 (225)	201.41(1238)	332.19 (367)
	516553	CHRISTEN Eliane	19 JAN 1999	253.25 (793)	16.43 (47)	43.44 (501)	158.57(1009)	270.93 (255)
	516504	DANIOTH Aline	12 MAR 1998	-	13.68 (31)	40.33 (426)	166.75(1056)	177.31 (95)
	516619	HOEPLI Aline	25 FEB 2001	-	16.27 (44)	33.83 (310)	149.45 (952)	189.53 (112)
	516280	HOLDENER Wendy	12 MAY 1993	40.48 (98)	0.00 (1)	15.76 (34)	15.92 (23)	24.76 (3)
	516700	KLOPFENSTEIN Amelie	18 SEP 2002	-	22.00 (101)	40.01 (418)	180.83(1137)	228.29 (177)
	516528	MEILLARD Melanie	23 SEP 1998	-	4.44 (9)	23.78 (118)	231.98(1369)	96.39 (26)
	516562	RAST Camille	9 JUL 1999	-	0.00 (1)	11.52 (18)	51.77 (185)	233.96 (189)
	516426	STOFFEL Elena	27 MAY 1996	-	15.72 (39)	35.01 (323)	999.99(1990)	-
SWE (6)	197616	ALPHAND Estelle	23 APR 1995	361.34 (945)	14.93 (35)	18.94 (54)	53.91 (197)	149.39 (67)
	507109	ARONSSON ELFMAN Hanna	29 DEC 2002	341.49 (923)	14.99 (36)	19.17 (55)	137.96 (874)	195.66 (121)
	506867	FERMBAECK Elsa	28 MAR 1998	999.99(1127)	21.42 (86)	49.93 (648)	366.33(1730)	-
	506399	HECTOR Sara	4 SEP 1992	999.99(1127)	5.65 (10)	0.00 (1)	137.69 (870)	187.19 (108)
	507325	OEHLUND Cornelia	15 AUG 2005	-	11.93 (26)	23.11 (102)	83.41 (388)	-
	506146	SWENN LARSSON Anna	18 JUN 1991	-	2.03 (6)	28.48 (195)	666.63(1933)	569.43 (581)
USA (5)	6536171	HENSIEN Katie	1 DEC 1999	-	16.80 (50)	16.81 (40)	269.96(1507)	391.44 (440)
	6536392	HURT A.J.	5 DEC 2000	94.43 (290)	10.45 (23)	6.00 (9)	115.71 (696)	216.80 (159)
	539909	MOLTZAN Paula	7 APR 1994	-	6.32 (12)	8.67 (14)	807.96(1961)	999.99 (705)
	6535773	O BRIEN Nina	29 NOV 1997	119.55 (414)	19.61 (67)	13.04 (21)	104.81 (602)	235.02 (192)
	6535237	SHIFFRIN Mikaela	13 MAR 1995	1.00 (4)	0.00 (1)	1.09 (5)	20.12 (37)	3.38 (2)

Legend:

-	No points	WCSL-AC	FIS World Cup Start List points for Alpine Combined
WCSL-DH	FIS World Cup Start List points for Downhill	WCSL-GS	FIS World Cup Start List points for Giant Slalom
WCSL-O	Overall FIS World Cup Start List points	WCSL-SG	FIS World Cup Start List points for Super-G
WCSL-SL	FIS World Cup Start List points for Slalom		



**COUPE
DU MONDE
FEMININE DE SKI ALPIN
30 JANVIER 2025**



AUDI FIS SKI WORLD CUP 2024/25



Courchevel (FRA)

7th Women's Slalom

THU 30 JAN 2025


DRAW LIST

Start Time 17:00

Number of Competitors: 65, Number of NSAs: 18

Rank 120 in the FIS List: ANDO Asa 23.00 FIS Points

No.	FIS Code	Name	NSA Code	WCSL-SL	WCSL-O	FIS SL
1	6535237	SHIFFRIN Mikaela	USA	577 (1)	937 (5)	0.00 (1)
2	516562	RAST Camille	SUI	537 (2)	761 (8)	0.00 (1)
3	206355	DUERR Lena	GER	492 (3)	547 (14)	3.42 (7)
4	516280	HOLDENER Wendy	SUI	491 (4)	606 (13)	0.00 (1)
5	385116	LJUTIC Zrinka	CRO	455 (5)	777 (7)	0.00 (1)
6	56388	LIENSBERGER Katharina	AUT	432 (6)	531 (17)	4.31 (8)
7	506146	SWENN LARSSON Anna	SWE	422 (7)	422 (23)	2.03 (6)
8	506399	HECTOR Sara	SWE	365 (8)	979 (3)	5.65 (10)
9	516528	MEILLARD Melanie	SUI	318 (9)	338 (32)	4.44 (9)
10	56253	HUBER Katharina	AUT	232 (10)	232 (40)	8.52 (18)
11	539909	MOLTZAN Paula	USA	231 (11)	534 (16)	6.32 (12)
12	805009	COLTURI Lara	ALB	209 (14)	470 (19)	6.99 (13)
13	56315	TRUPPE Katharina	AUT	179 (15)	187 (46)	10.10 (21)
14	426100	HOLTMANN Mina Fuerst	NOR	169 (16)	326 (33)	5.76 (11)
15	565463	SLOKAR Andreja	SLO	165 (17)	165 (50)	13.00 (30)
16	107427	ST-GERMAIN Laurence	CAN	155 (18)	155 (54)	9.07 (20)
17	565491	DVORNIK Neja	SLO	137 (19)	265 (38)	8.61 (19)
18	107798	NULLMEYER Ali	CAN	125 (20)	125 (62)	7.47 (15)
19	507168	AICHER Emma	GER	117 (21)	275 (36)	8.48 (17)
20	507325	OEHLUND Cornelia	SWE	115 (22)	115 (64)	11.93 (26)
21	198176	LAMURE Marie	FRA	102 (24)	102 (68)	16.98 (51)
22	299699	PETERLINI Martina	ITA	97 (25)	97 (71)	10.38 (22)
23	56367	GALLHUBER Katharina	AUT	95 (26)	95 (72)	16.38 (46)
24	155728	DUBOVSKA Martina	CZE	80 (27)	80 (75)	11.94 (27)
25	198215	POGNEAUX Chiara	FRA	78 (28)	78 (77)	11.08 (24)
26	198177	BRECHE Clarisse	FRA	75 (30)	90 (73)	13.96 (32)
27	56392	GRITSCH Franziska	AUT	75 (30)	198 (44)	19.79 (70)
28	507109	ARONSSON ELFMAN Hanna	SWE	66 (32)	66 (83)	14.99 (36)
29	107747	SMART Amelia	CAN	55 (33)	55 (84)	14.23 (33)
30	565401	BUCIK JOGAN Ana	SLO	55 (33)	161 (53)	17.98 (60)
31	6536392	HURT A.J.	USA	43 (36)	203 (42)	10.45 (23)
32	6295165	ROSSETTI Marta	ITA	30 (41)	30 (99)	12.68 (29)
33	516504	DANIOTH Aline	SUI	24 (44)	24 (107)	13.68 (31)
34	197616	ALPHAND Estelle	SWE	44 (35)	98 (70)	14.93 (35)
35	516426	STOFFEL Elena	SUI	28 (42)	28 (102)	15.72 (39)
36	516619	HOEPLI Aline	SUI	23 (46)	23 (109)	16.27 (44)
37	6295075	DELLA MEA Lara	ITA	32 (40)	77 (78)	16.34 (45)
38	516553	CHRISTEN Eliane	SUI	38 (37)	38 (93)	16.43 (47)



Courchevel (FRA)


7th Women's Slalom

THU 30 JAN 2025

DRAW LIST

Start Time 17:00

Number of Competitors: 65, Number of NSAs: 18

Rank 120 in the FIS List: ANDO Asa 23.00 FIS Points

No.	FIS Code	Name	NSA Code	WCSL-SL	WCSL-O	FIS SL
39	355061	HILZINGER Jessica	GER	25 (43)	25 (106)	16.58 (49)
40	6536171	HENSIEN Katie	USA	22 (48)	109 (65)	16.80 (50)
41	6296281	MONDINELLI Emilia	ITA	-	-	17.21 (53)
42	198164	CHEVRIER Marion	FRA	18 (49)	18 (115)	17.24 (54)
43	56550	HOERHAGER Lisa	AUT	14 (54)	14 (121)	17.31 (56)
44	299822	TSCHURTSCHENTHALER Vera	ITA	6 (59)	6 (133)	17.35 (57)
45	516722	BRAENDLI Anuk	SUI	-	-	17.62 (58)
46	198253	McFARLANE Caitlin	FRA	11 (56)	15 (117)	17.76 (59)
47	198016	ESCANE Doriane	FRA	-	-	18.40 (62)
48	6295354	HALLER Celina	ITA	-	-	19.00 (64)
49	299939	LORENZI Lucrezia	ITA	5 (60)	5 (135)	19.04 (65)
50	6535773	O BRIEN Nina	USA	11 (56)	178 (48)	19.61 (67)
51	426193	STJERNESUND Thea Louise	NOR	37 (38)	396 (27)	19.93 (72)
52	25218	MIJARES RUF Carla	AND	-	-	20.22 (77)
53	35222	BARUZZI FARRIOL Francesca	ARG	-	1 (145)	20.54 (80)
54	539927	LAPANJA Lila	SLO	2 (62)	2 (142)	20.94 (82)
55	56517	ASTNER Nina	AUT	-	-	21.36 (84)
56	506867	FERMBAECK Elsa	SWE	-	-	21.42 (86)
57	6296778	COLLOMB Giorgia	ITA	15 (50)	27 (103)	21.75 (93)
58	426285	MAARSTOEL Andrine	NOR	12 (55)	12 (125)	21.99 (99)
59	516700	KLOPFENSTEIN Amelie	SUI	-	-	22.00 (101)
60	56664	FALCH Natalie	AUT	-	-	22.12 (104)
61	65117	VANREUSEL Kim	BEL	-	-	>23.02 (127)
62	6296245	CAROLLI Francesca	ITA	-	-	>23.05 (128)
63	107583	REMME Roni	GER	-	-	>23.19 (131)
64	595020	GUERILLOT Vanina	POR	-	-	>61.71 (926)
65	945000	CLERC Mialitiana	MAD	-	-	>103.62 (1904)

Legend:	-	No points	>	Greater than 120th rank in the FIS points list	No.	Control Number
FIS SL	FIS points for Slalom (16th FIS points list 2024/25)					
WCSL-O	Overall FIS World Cup Start List points		WCSL-SL	FIS World Cup Start List points for Slalom		





**COUPE
DU MONDE
FEMININE DE SKI ALPIN
30 JANVIER 2025**

COURCHEVEL



La Région
Auvergne-Rhône-Alpes



AUDI FIS SKI WORLD CUP 2024/25

LONGINES





**Courchevel (FRA)
7th Women's Slalom
START LIST RUN 1**

THU 30 JAN 2025
Start Time 17:00

Number of Competitors: 65, Number of NSAs: 18

Bib	FIS Code	Name	Year of Birth	NSA Code	Time	Ski
1	56388	LIENSBERGER Katharina	1997	AUT	_____	Rossignol
2	516280	HOLDENER Wendy	1993	SUI	_____	Head
3	385116	LJUTIC Zrinka	2004	CRO	_____	Atomic
4	516562	RAST Camille	1999	SUI	_____	Head
5	506146	SWENN LARSSON Anna	1991	SWE	_____	Head
6	6535237	SHIFFRIN Mikaela	1995	USA	_____	Atomic
7	206355	DUERR Lena	1991	GER	_____	Head
8	506399	HECTOR Sara	1992	SWE	_____	Head
9	565463	SLOKAR Andreja	1997	SLO	_____	Nordica
10	805009	COLTURI Lara	2006	ALB	_____	Blizzard
11	56315	TRUPPE Katharina	1996	AUT	_____	Voelkl
12	56253	HUBER Katharina	1995	AUT	_____	Fischer
13	539909	MOLTZAN Paula	1994	USA	_____	Rossignol
14	516528	MEILLARD Melanie	1998	SUI	_____	Rossignol
15	426100	HOLTMANN Mina Fuerst	1995	NOR	_____	Atomic
-----break-----						
16	107427	ST-GERMAIN Laurence	1994	CAN	_____	Rossignol
17	565491	DVORNIK Neja	2001	SLO	_____	Fischer
18	107798	NULLMEYER Ali	1998	CAN	_____	Atomic
19	507168	AICHER Emma	2003	GER	_____	Head
20	507325	OEHLUND Cornelia	2005	SWE	_____	Head
21	198176	LAMURE Marie	2001	FRA	_____	Rossignol
22	299699	PETERLINI Martina	1997	ITA	_____	Rossignol
-----break-----						
23	56367	GALLHUBER Katharina	1997	AUT	_____	Atomic
24	155728	DUBOVSKA Martina	1992	CZE	_____	Kaestle
25	198215	POGNEAUX Chiara	2002	FRA	_____	Rossignol
26	198177	BRECHE Clarisse	2001	FRA	_____	Rossignol
27	56392	GRITSCH Franziska	1997	AUT	_____	Blizzard
28	507109	ARONSSON ELFMAN Hanna	2002	SWE	_____	Rossignol
29	107747	SMART Amelia	1998	CAN	_____	Atomic
30	565401	BUCIK JOGAN Ana	1993	SLO	_____	Salomon
-----break-----						
31	6536392	HURT A.J.	2000	USA	_____	Head
32	6295165	ROSSETTI Marta	1999	ITA	_____	Head
33	516504	DANIOTH Aline	1998	SUI	_____	Head
34	197616	ALPHAND Estelle	1995	SWE	_____	Head
35	516426	STOFFEL Elena	1996	SUI	_____	Dynastar
36	516619	HOEPLI Aline	2001	SUI	_____	Fischer
37	6295075	DELLA MEA Lara	1999	ITA	_____	Fischer
38	516553	CHRISTEN Eliane	1999	SUI	_____	Head
39	355061	HILZINGER Jessica	1997	GER	_____	Head
40	6536171	HENSIEN Katie	1999	USA	_____	Rossignol
41	6296281	MONDINELLI Emilia	2004	ITA	_____	Salomon
42	198164	CHEVRIER Marion	2001	FRA	_____	Atomic



Courchevel (FRA)

7th Women's Slalom

THU 30 JAN 2025

START LIST RUN 1

Start Time 17:00

Number of Competitors: 65, Number of NSAs: 18

Bib	FIS Code	Name	Year of Birth	NSA Code	Time	Ski
43	56550	HOERHAGER Lisa	2001	AUT		Atomic
44	299822	TSCHURTSCHENTHALER Vera	1997	ITA		Rossignol
45	516722	BRAENDLI Anuk	2003	SUI		Atomic
46	198253	McFARLANE Caitlin	2002	FRA		Rossignol
47	198016	ESCANE Doriane	1999	FRA		Rossignol
48	6295354	HALLER Celina	2000	ITA		Nordica
49	299939	LORENZI Lucrezia	1998	ITA		Rossignol
50	6535773	O BRIEN Nina	1997	USA		Rossignol
51	426193	STJERNESUND Thea Louise	1996	NOR		Rossignol
52	25218	MIJARES RUF Carla	2002	AND		Fischer
53	35222	BARUZZI FARRIOL Francesca	1998	ARG		Rossignol
54	539927	LAPANJA Lila	1994	SLO		Stoeckli
55	56517	ASTNER Nina	2000	AUT		Fischer
56	506867	FERMBAECK Elsa	1998	SWE		Rossignol
57	6296778	COLLOMB Giorgia	2006	ITA		Rossignol
58	426285	MAARSTOEL Andrine	1999	NOR		Head
59	516700	KLOPFENSTEIN Amelie	2002	SUI		Head
60	56664	FALCH Natalie	2004	AUT		Fischer
61	65117	VANREUSEL Kim	1998	BEL		Salomon
62	6296245	CAROLLI Francesca	2004	ITA		Rossignol
63	107583	REMME Roni	1996	GER		Kaestle
64	595020	GUERILLOT Vanina	2002	POR		Atomic
65	945000	CLERC Mialitiana	2001	MAD		Kaestle

Jury

FIS Technical Delegate	DRUETTI Valter	ITA
Referee	GERDOL Peter	FIS
Assistant Referee	MAYR Markus	FIS
Chief of Race	SANTON Sebastien	FRA

Technical Data

Course Name	Stade E. Allais
Start Altitude	2015m
Finish Altitude	1805m
Vertical Drop	210m
Homologation Number	13407/12/19

Race Information Run 1

Course Setter	WICKI Denis	SUI
Gates/Turning Gates		
Start Time	17:00	

Race Information Run 2

Course Setter	BERTHOLD Alex	AUT
Gates/Turning Gates		
Start Time	20:00	

Forerunners:

Run 1:	F1 - JALLAT Annabel	FRA	F2 - LUGON-MOULIN Laurine	FRA	F3 - CARROZ Leonie	FRA
Run 2:	F1 - JALLAT Annabel	FRA	F2 - LUGON-MOULIN Laurine	FRA	F3 - HUOT MARCHAND Nash	FRA

Legend:

YB Year of Birth



**COUPE
DU MONDE
FEMININE DE SKI ALPIN
30 JANVIER 2025**



AUDI FIS SKI WORLD CUP 2024/25



Courchevel (FRA)

7th Women's Slalom

THU 30 JAN 2025

OFFICIAL RESULTS RUN 1

Start Time 17:00

Number of Competitors: 65, Number of NSAs: 18

Rank	Bib	FIS Code	Name	YB	NSA Code	Time	Difference	Ski
1	3	385116	LJUTIC Zrinka	2004	CRO	51.88		Atomic
2	2	516280	HOLDENER Wendy	1993	SUI	52.07	0.19	Head
3	1	56388	LIENSBERGER Katharina	1997	AUT	52.56	0.68	Rossignol
4	5	506146	SWENN LARSSON Anna	1991	SWE	52.70	0.82	Head
5	6	6535237	SHIFFRIN Mikaela	1995	USA	52.75	0.87	Atomic
6	9	565463	SLOKAR Andreja	1997	SLO	52.87	0.99	Nordica
7	8	506399	HECTOR Sara	1992	SWE	52.95	1.07	Head
8	7	206355	DUERR Lena	1991	GER	53.02	1.14	Head
9	12	56253	HUBER Katharina	1995	AUT	53.33	1.45	Fischer
10	4	516562	RAST Camille	1999	SUI	53.37	1.49	Head
11	11	56315	TRUPPE Katharina	1996	AUT	53.38	1.50	Voelkl
12	21	198176	LAMURE Marie	2001	FRA	53.39	1.51	Rossignol
13	18	107798	NULLMEYER Ali	1998	CAN	53.73	1.85	Atomic
14	10	805009	COLTURI Lara	2006	ALB	53.81	1.93	Blizzard
15	14	516528	MEILLARD Melanie	1998	SUI	53.82	1.94	Rossignol
16	34	197616	ALPHAND Estelle	1995	SWE	53.83	1.95	Head
17	22	299699	PETERLINI Martina	1997	ITA	53.97	2.09	Rossignol
18	17	565491	DVORNIK Neja	2001	SLO	53.99	2.11	Fischer
19	23	56367	GALLHUBER Katharina	1997	AUT	54.02	2.14	Atomic
20	44	299822	TSCHURTSCHENTHALER Vera	1997	ITA	54.19	2.31	Rossignol
20	32	6295165	ROSSETTI Marta	1999	ITA	54.19	2.31	Head
22	42	198164	CHEVRIER Marion	2001	FRA	54.22	2.34	Atomic
23	38	516553	CHRISTEN Eliane	1999	SUI	54.24	2.36	Head
24	28	507109	ARONSSON ELFMAN Hanna	2002	SWE	54.32	2.44	Rossignol
25	36	516619	HOEPLI Aline	2001	SUI	54.38	2.50	Head
25	30	565401	BUCIK JOGAN Ana	1993	SLO	54.38	2.50	Salomon
27	37	6295075	DELLA MEA Lara	1999	ITA	54.39	2.51	Fischer
28	15	426100	HOLTMANN Mina Fuerst	1995	NOR	54.54	2.66	Atomic
29	51	426193	STJERNESUND Thea Louise	1996	NOR	54.58	2.70	Rossignol
30	43	56550	HOERHAGER Lisa	2001	AUT	54.62	2.74	Atomic

DID NOT QUALIFY FOR RUN 2: 13 competitors

31	39	355061	HILZINGER Jessica	1997	GER	54.65	2.77	Head
32	25	198215	POGNEAUX Chiara	2002	FRA	54.70	2.82	Rossignol
33	24	155728	DUBOVSKA Martina	1992	CZE	54.79	2.91	Kaestle
34	27	56392	GRITSCH Franziska	1997	AUT	54.84	2.96	Blizzard
35	63	107583	REMME Roni	1996	GER	54.92	3.04	Kaestle
36	16	107427	ST-GERMAIN Laurence	1994	CAN	55.06	3.18	Rossignol
37	57	6296778	COLLOMB Giorgia	2006	ITA	55.18	3.30	Rossignol
38	45	516722	BRAENDLI Anuk	2003	SUI	55.93	4.05	Atomic
39	48	6295354	HALLER Celina	2000	ITA	56.24	4.36	Nordica
40	58	426285	MAARSTOEL Andrine	1999	NOR	56.40	4.52	Head
41	55	56517	ASTNER Nina	2000	AUT	56.56	4.68	Fischer
42	61	65117	VANREUSEL Kim	1998	BEL	56.74	4.86	Salomon
43	64	595020	GUERILLOT Vanina	2002	POR	1:00.22	8.34	Atomic



Courchevel (FRA)


7th Women's Slalom

THU 30 JAN 2025

OFFICIAL RESULTS RUN 1

Start Time 17:00

Number of Competitors: 65, Number of NSAs: 18

Rank	Bib	FIS Code	Name	YB	NSA Code	Time	Difference	Ski
DID NOT FINISH RUN 1: 21 competitors								
	13	539909	MOLTZAN Paula	1994	USA			Rossignol
	19	507168	AICHER Emma	2003	GER			Head
	20	507325	OEHLUND Cornelia	2005	SWE			Head
	26	198177	BRECHE Clarisse	2001	FRA			Rossignol
	31	6536392	HURT A.J.	2000	USA			Head
	33	516504	DANIOTH Aline	1998	SUI			Head
	35	516426	STOFFEL Elena	1996	SUI			Dynastar
	40	6536171	HENSIEN Katie	1999	USA			Rossignol
	41	6296281	MONDINELLI Emilia	2004	ITA			Salomon
	46	198253	McFARLANE Caitlin	2002	FRA			Rossignol
	47	198016	ESCANÉ Doriane	1999	FRA			Rossignol
	49	299939	LORENZI Lucrezia	1998	ITA			Rossignol
	50	6535773	O BRIEN Nina	1997	USA			Rossignol
	52	25218	MIJARES RUF Carla	2002	AND			Fischer
	53	35222	BARUZZI FARRIOL Francesca	1998	ARG			Rossignol
	54	539927	LAPANJA Lila	1994	SLO			Stoeckli
	56	506867	FERMBAECK Elsa	1998	SWE			Rossignol
	59	516700	KLOPFENSTEIN Amelie	2002	SUI			Head
	60	56664	FALCH Natalie	2004	AUT			Fischer
	62	6296245	CAROLLI Francesca	2004	ITA			Rossignol
	65	945000	CLERC Mialitiana	2001	MAD			Kaestle
DISQUALIFIED RUN 1: 1 competitor								
	29	107747	SMART Amelia	1998	CAN	Gate 58	Rule 629.3	Atomic

Rule details:

629.3 Does not pass through a gate correctly

Jury

FIS Technical Delegate	DRUETTI Valter	ITA
Referee	GERDOL Peter	FIS
Assistant Referee	MAYR Markus	FIS
Chief of Race	SANTON Sebastien	FRA

Technical Data

Course Name	Stade E. Allais
Start Altitude	2015m
Finish Altitude	1805m
Vertical Drop	210m
Homologation Number	13407/12/19

Race Information Run 1

Course Setter	WICKI Denis	SUI
Gates/Turning Gates	63/62	
Start Time	17:00	

Race Information Run 2

Course Setter	BERTHOLD Alex	AUT
Gates/Turning Gates		
Start Time	20:00	

Forerunners:

Run 1:	F1 - JALLAT Annabel	FRA	F2 - LUGON-MOULIN Laurine	FRA	F3 - CARROZ Leonie	FRA
Run 2:	F1 - JALLAT Annabel	FRA	F2 - LUGON-MOULIN Laurine	FRA	F3 - HUOT MARCHAND Nash	FRA

Conditions on course:

Run 1	SKY CLEAR	Snow:	HARD PACKED	Temperature - Start:	-3°C / 27°F	Temperature - Finish:	1°C / 34°F
--------------	-----------	--------------	-------------	-----------------------------	-------------	------------------------------	------------

Legend:

YB Year of Birth



**COUPE
DU MONDE
FEMININE DE SKI ALPIN
30 JANVIER 2025**



AUDI FIS SKI WORLD CUP 2024/25



Courchevel (FRA)

7th Women's Slalom

THU 30 JAN 2025

START LIST RUN 2

Start Time 20:00

Number of Competitors: 30, Number of NSAs: 12

Start Order	Bib	FIS Code	Name	Year of Birth	NSA Code	Run 1	Diff.	Rank	Run 2	Total	Ski
1	43	56550	HOERHAGER Lisa	2001	AUT	54.62	2.74	30			Atomic
2	51	426193	STJERNESUND Thea Louise	1996	NOR	54.58	2.70	29			Rossignol
3	15	426100	HOLTMANN Mina Fuerst	1995	NOR	54.54	2.66	28			Atomic
4	37	6295075	DELLA MEA Lara	1999	ITA	54.39	2.51	27			Fischer
5	30	565401	BUCIK JOGAN Ana	1993	SLO	54.38	2.50	25			Salomon
6	36	516619	HOEPLI Aline	2001	SUI	54.38	2.50	25			Head
7	28	507109	ARONSSON ELFMAN Hanna	2002	SWE	54.32	2.44	24			Rossignol
8	38	516553	CHRISTEN Eliane	1999	SUI	54.24	2.36	23			Head
9	42	198164	CHEVRIER Marion	2001	FRA	54.22	2.34	22			Atomic
10	32	6295165	ROSSETTI Marta	1999	ITA	54.19	2.31	20			Head
11	44	299822	TSCHURTSCHENTHALER Vera	1997	ITA	54.19	2.31	20			Rossignol
12	23	56367	GALLHUBER Katharina	1997	AUT	54.02	2.14	19			Atomic
13	17	565491	DVORNIK Neja	2001	SLO	53.99	2.11	18			Fischer
14	22	299699	PETERLINI Martina	1997	ITA	53.97	2.09	17			Rossignol
15	34	197616	ALPHAND Estelle	1995	SWE	53.83	1.95	16			Head
----- break -----											
16	14	516528	MEILLARD Melanie	1998	SUI	53.82	1.94	15			Rossignol
17	10	805009	COLTURI Lara	2006	ALB	53.81	1.93	14			Blizzard
18	18	107798	NULLMEYER Ali	1998	CAN	53.73	1.85	13			Atomic
19	21	198176	LAMURE Marie	2001	FRA	53.39	1.51	12			Rossignol
20	11	56315	TRUPPE Katharina	1996	AUT	53.38	1.50	11			Voelkl
21	4	516562	RAST Camille	1999	SUI	53.37	1.49	10			Head
22	12	56253	HUBER Katharina	1995	AUT	53.33	1.45	9			Fischer
----- break -----											
23	7	206355	DUERR Lena	1991	GER	53.02	1.14	8			Head
24	8	506399	HECTOR Sara	1992	SWE	52.95	1.07	7			Head
25	9	565463	SLOKAR Andreja	1997	SLO	52.87	0.99	6			Nordica
26	6	6535237	SHIFFRIN Mikaela	1995	USA	52.75	0.87	5			Atomic
27	5	506146	SWENN LARSSON Anna	1991	SWE	52.70	0.82	4			Head
28	1	56388	LIENSBERGER Katharina	1997	AUT	52.56	0.68	3			Rossignol
29	2	516280	HOLDENER Wendy	1993	SUI	52.07	0.19	2			Head
30	3	385116	LJUTIC Zrinka	2004	CRO	51.88		1			Atomic

Jury

FIS Technical Delegate	DRUETTI Valter	ITA
Referee	GERDOL Peter	FIS
Assistant Referee	MAYR Markus	FIS
Chief of Race	SANTON Sebastien	FRA

Technical Data

Course Name	Stade E. Allais
Start Altitude	2015m
Finish Altitude	1805m
Vertical Drop	210m
Homologation Number	13407/12/19

Race Information Run 1


Course Setter	WICKI Denis	SUI
Gates/Turning Gates	63/62	
Start Time	17:00	

Race Information Run 2

Course Setter	BERTHOLD Alex	AUT
Gates/Turning Gates		
Start Time	20:00	

Forerunners:

Run 1:	F1 - JALLAT Annabel	FRA	F2 - LUGON-MOULIN Laurine	FRA	F3 - CARROZ Leonie	FRA
Run 2:	F1 - JALLAT Annabel	FRA	F2 - LUGON-MOULIN Laurine	FRA	F3 - HUOT MARCHAND Nash	FRA





**COUPE
DU MONDE
FEMININE DE SKI ALPIN
30 JANVIER 2025**

COURCHEVEL



La Région
Auvergne-Rhône-Alpes



AUDI FIS SKI WORLD CUP 2024/25



Courchevel (FRA)

7th Women's Slalom

THU 30 JAN 2025

Start Time 20:00

OFFICIAL RESULTS

Number of Competitors: 65, Number of NSAs: 18

Penalty applied: 0.00


Rank	Bib	FIS Code	Name	YB	NSA Code	Run 1		Run 2		Total	Diff.	Race Points	Ski
						Time	Rank	Time	Rank				
1	3	385116	LJUTIC Zrinka	2004	CRO	51.88	(1)	53.18	(6)	1:45.06		0.00	Atomic
2	8	506399	HECTOR Sara	1992	SWE	52.95	(7)	53.37	(9)	1:46.32	1.26	8.75	Head
3	7	206355	DUERR Lena	1991	GER	53.02	(8)	53.32	(8)	1:46.34	1.28	8.89	Head
4	1	56388	LIENSBERGER Katharina	1997	AUT	52.56	(3)	53.94	(19)	1:46.50	1.44	10.01	Rossignol
5	4	516562	RAST Camille	1999	SUI	53.37	(10)	53.15	(5)	1:46.52	1.46	10.14	Head
6	10	805009	COLTURI Lara	2006	ALB	53.81	(14)	52.73	(1)	1:46.54	1.48	10.28	Blizzard
7	14	516528	MEILLARD Melanie	1998	SUI	53.82	(15)	52.91	(3)	1:46.73	1.67	11.60	Rossignol
8	12	56253	HUBER Katharina	1995	AUT	53.33	(9)	53.61	(12)	1:46.94	1.88	13.06	Fischer
9	9	565463	SLOKAR Andreja	1997	SLO	52.87	(6)	54.19	(21)	1:47.06	2.00	13.90	Nordica
10	6	6535237	SHIFFRIN Mikaela	1995	USA	52.75	(5)	54.35	(22)	1:47.10	2.04	14.17	Atomic
11	11	56315	TRUPPE Katharina	1996	AUT	53.38	(11)	53.75	(15)	1:47.13	2.07	14.38	Voelkl
12	28	507109	ARONSSON ELFMAN Hanna	2002	SWE	54.32	(24)	52.86	(2)	1:47.18	2.12	14.73	Rossignol
13	18	107798	NULLMEYER Ali	1998	CAN	53.73	(13)	53.60	(11)	1:47.33	2.27	15.77	Atomic
14	42	198164	CHEVRIER Marion	2001	FRA	54.22	(22)	53.27	(7)	1:47.49	2.43	16.88	Atomic
15	22	299699	PETERLINI Martina	1997	ITA	53.97	(17)	53.67	(14)	1:47.64	2.58	17.93	Rossignol
16	43	56550	HOERHAGER Lisa	2001	AUT	54.62	(30)	53.05	(4)	1:47.67	2.61	18.14	Atomic
17	17	565491	DVORNIK Neja	2001	SLO	53.99	(18)	53.82	(17)	1:47.81	2.75	19.11	Fischer
18	21	198176	LAMURE Marie	2001	FRA	53.39	(12)	54.47	(23)	1:47.86	2.80	19.46	Rossignol
19	15	426100	HOLTMANN Mina Fuerst	1995	NOR	54.54	(28)	53.43	(10)	1:47.97	2.91	20.22	Atomic
20	36	516619	HOEPLI Aline	2001	SUI	54.38	(25)	53.63	(13)	1:48.01	2.95	20.50	Head
21	30	565401	BUCIK JOGAN Ana	1993	SLO	54.38	(25)	53.80	(16)	1:48.18	3.12	21.68	Salomon
22	37	6295075	DELLA MEA Lara	1999	ITA	54.39	(27)	53.87	(18)	1:48.26	3.20	22.23	Fischer
23	51	426193	STJERNESUND Thea Louise	1996	NOR	54.58	(29)	54.03	(20)	1:48.61	3.55	24.67	Rossignol
24	5	506146	SWENN LARSSON Anna	1991	SWE	52.70	(4)	56.14	(25)	1:48.84	3.78	26.26	Head
25	38	516553	CHRISTEN Eliane	1999	SUI	54.24	(23)	54.69	(24)	1:48.93	3.87	26.89	Head

DID NOT FINISH RUN 2: 5 competitors

2	516280	HOLDENER Wendy	1993	SUI									Head
23	56367	GALLHUBER Katharina	1997	AUT									Atomic
32	6295165	ROSSETTI Marta	1999	ITA									Head
34	197616	ALPHAND Estelle	1995	SWE									Head
44	299822	TSCHURTSCHENTHALER Vera	1997	ITA									Rossignol

DID NOT QUALIFY FOR RUN 2: 13 competitors

39	355061	HILZINGER Jessica	1997	GER	54.65	(31)							Head
25	198215	POGNEAUX Chiara	2002	FRA	54.70	(32)							Rossignol
24	155728	DUBOVSKA Martina	1992	CZE	54.79	(33)							Kaestle
27	56392	GRITSCH Franziska	1997	AUT	54.84	(34)							Blizzard
63	107583	REMME Roni	1996	GER	54.92	(35)							Kaestle
16	107427	ST-GERMAIN Laurence	1994	CAN	55.06	(36)							Rossignol
57	6296778	COLLOMB Giorgia	2006	ITA	55.18	(37)							Rossignol
45	516722	BRAENDLI Anuk	2003	SUI	55.93	(38)							Atomic
48	6295354	HALLER Celina	2000	ITA	56.24	(39)							Nordica
58	426285	MAARSTOEL Andrine	1999	NOR	56.40	(40)							Head
55	56517	ASTNER Nina	2000	AUT	56.56	(41)							Fischer
61	65117	VANREUSEL Kim	1998	BEL	56.74	(42)							Salomon



Courchevel (FRA)


7th Women's Slalom

THU 30 JAN 2025

OFFICIAL RESULTS

Start Time 20:00

Number of Competitors: 65, Number of NSAs: 18

Penalty applied: 0.00

Rank	Bib	FIS Code	Name	YB	NSA Code	Run 1	Run 2	Total	Diff.	Race Points	Ski
						Time Rank	Time Rank				
	64	595020	GUERILLOT Vanina	2002	POR	1:00.22 (43)					Atomic

DID NOT FINISH RUN 1: 21 competitors

13	539909	MOLTZAN Paula	1994	USA							Rossignol
19	507168	AICHER Emma	2003	GER							Head
20	507325	OEHLUND Cornelia	2005	SWE							Head
26	198177	BRECHE Clarisse	2001	FRA							Rossignol
31	6536392	HURT A.J.	2000	USA							Head
33	516504	DANIOTH Aline	1998	SUI							Head
35	516426	STOFFEL Elena	1996	SUI							Dynastar
40	6536171	HENSIEN Katie	1999	USA							Rossignol
41	6296281	MONDINELLI Emilia	2004	ITA							Salomon
46	198253	McFARLANE Caitlin	2002	FRA							Rossignol
47	198016	ESCANE Doriane	1999	FRA							Rossignol
49	299939	LORENZI Lucrezia	1998	ITA							Rossignol
50	6535773	O BRIEN Nina	1997	USA							Rossignol
52	25218	MIJARES RUF Carla	2002	AND							Fischer
53	35222	BARUZZI FARRIOL Francesca	1998	ARG							Rossignol
54	539927	LAPANJA Lila	1994	SLO							Stoekli
56	506867	FERMBAECK Elsa	1998	SWE							Rossignol
59	516700	KLOPFENSTEIN Amelie	2002	SUI							Head
60	56664	FALCH Natalie	2004	AUT							Fischer
62	6296245	CAROLLI Francesca	2004	ITA							Rossignol
65	945000	CLERC Mialitiana	2001	MAD							Kaestle

DISQUALIFIED RUN 1: 1 competitor

29	107747	SMART Amelia	1998	CAN	Gate 58			Rule 629.3			Atomic
----	--------	--------------	------	-----	---------	--	--	------------	--	--	--------

Rule details:

629.3 Does not pass through a gate correctly

Jury

FIS Technical Delegate	DRUETTI Valter	ITA
Referee	GERDOL Peter	FIS
Assistant Referee	MAYR Markus	FIS
Chief of Race	SANTON Sebastien	FRA

Technical Data

Course Name	Stade E. Allais
Start Altitude	2015m
Finish Altitude	1805m
Vertical Drop	210m
Homologation Number	13407/12/19

Race Information Run 1

Course Setter	WICKI Denis	SUI
Gates/Turning Gates	63/62	
Start Time	17:00	

Race Information Run 2

Course Setter	BERTHOLD Alex	AUT
Gates/Turning Gates	63/62	
Start Time	20:00	

Forerunners:

Run 1:	F1 - JALLAT Annabel	FRA	F2 - LUGON-MOULIN Laurine	FRA	F3 - CARROZ Leonie	FRA
Run 2:	F1 - JALLAT Annabel	FRA	F2 - LUGON-MOULIN Laurine	FRA	F3 - HUOT MARCHAND Nash	FRA

Conditions on course:

Run 1	SKY CLEAR	Snow:	HARD PACKED	Temperature - Start:	-3°C / 27°F	Temperature - Finish:	1°C / 34°F
Run 2	SKY CLEAR	Snow:	HARD PACKED	Temperature - Start:	-5°C / 23°F	Temperature - Finish:	0°C / 32°F

Legend:

YB Year of Birth



**COUPE
DU MONDE
FEMININE DE SKI ALPIN
30 JANVIER 2025**



AUDI FIS SKI WORLD CUP 2024/25



Courchevel (FRA)

7th Women's Slalom

THU 30 JAN 2025

Start Time 17:00

PENALTY CALCULATION

Best 10 at Finish

F - factor: 730

Rank	Bib	FIS Code	Name	NSA Code	FIS Points	Best 5	Race Points
1	3	385116	LJUTIC Zrinka	CRO	0.00	0.00	0.00
2	8	506399	HECTOR Sara	SWE	5.65		
3	7	206355	DUERR Lena	GER	3.42	3.42	8.89
4	1	56388	LIENSBERGER Katharina	AUT	4.31	4.31	10.01
5	4	516562	RAST Camille	SUI	0.00	0.00	10.14
6	10	805009	COLTURI Lara	ALB	6.99		
7	14	516528	MEILLARD Melanie	SUI	4.44		
8	12	56253	HUBER Katharina	AUT	8.52		
9	9	565463	SLOKAR Andreja	SLO	13.00		
10	6	6535237	SHIFFRIN Mikaela	USA	0.00	0.00	14.17

Best 5 FIS Points Started

Rank	Bib	FIS Code	Name	NSA Code	FIS Points
1	3	385116	LJUTIC Zrinka	CRO	0.00
5	4	516562	RAST Camille	SUI	0.00
10	6	6535237	SHIFFRIN Mikaela	USA	0.00
DNF	2	516280	HOLDENER Wendy	SUI	0.00
24	5	506146	SWENN LARSSON Anna	SWE	2.03

TOTALS:

FIS Points of Best 5 Started (B)	2.03	
FIS Points of Best 5 at Finish in Top 10 (A)		7.73
Race Points of Corresponding Competitors (C)		43.21
Calculated Penalty (A+B-C):10 =>	-3.345	
Rounded	-3.35	
Category Adder	0.00	
Correction Value (Z)	0.00	
Calculated Penalty	-3.35	
Penalty Applied	0.00	

Legend:
DNF Did not finish





**COUPE
DU MONDE
FEMININE DE SKI ALPIN
30 JANVIER 2025**



AUDI FIS SKI WORLD CUP 2024/25



Courchevel (FRA)

7th Women's Slalom

THU 30 JAN 2025

Start Time 20:00



PERFORMANCE ANALYSIS BY RANK

Number of Competitors: 25 Number of NSAs: 12

Rank	Bib	Name	NSA Code	Positions			Partials		Difference Time		
				Pos	Time	Rank	Pos	Time		Rank	
1	3	LJUTIC Zrinka Atomic	CRO	Run 1:	Int1:	13.59	(2)	I1-I2:	17.69	(2)	0.01
					Int2:	31.28	(1)	I2-I3:	9.45	(8)	0.00
					Int3:	40.73	(2)	I3-Fin:	11.15	(2)	0.01
					Fin:	51.88	(1)				0.00
				Run 2:	Int1:	14.44	(19)	I1-I2:	15.98	(16)	0.51
					Int2:	30.42	(18)	I2-I3:	11.44	(1)	0.95
					Int3:	41.86	(11)	I3-Fin:	11.32	(2)	0.67
					Fin:	53.18	(6)				0.45
				Total:	Int1:	1:06.32	(1)				0.00
					Int2:	1:22.30	(1)				0.00
					Int3:	1:33.74	(1)				0.00
					Fin:	1:45.06	(1)				0.00
				2	8	HECTOR Sara Head	SWE	Run 1:	Int1:	13.91	(9)
Int2:	32.57	(12)	I2-I3:						9.36	(4)	1.29
Int3:	41.93	(11)	I3-Fin:						11.02	(1)	1.21
Fin:	52.95	(7)									1.07
Run 2:	Int1:	14.46	(21)					I1-I2:	15.95	(15)	0.53
	Int2:	30.41	(17)					I2-I3:	11.48	(2)	0.94
	Int3:	41.89	(12)					I3-Fin:	11.48	(5)	0.70
	Fin:	53.37	(9)								0.64
Total:	Int1:	1:07.41	(6)								1.09
	Int2:	1:23.36	(8)								1.06
	Int3:	1:34.84	(4)								1.10
	Fin:	1:46.32	(2)								1.26
3	7	DUERR Lena Head	GER					Run 1:	Int1:	13.76	(4)
				Int2:	31.95	(5)	I2-I3:		9.66	(18)	0.67
				Int3:	41.61	(7)	I3-Fin:		11.41	(7)	0.89
				Fin:	53.02	(8)					1.14
				Run 2:	Int1:	14.24	(8)	I1-I2:	16.02	(18)	0.31
					Int2:	30.26	(12)	I2-I3:	11.55	(6)	0.79
					Int3:	41.81	(10)	I3-Fin:	11.51	(6)	0.62
					Fin:	53.32	(8)				0.59
				Total:	Int1:	1:07.26	(4)				0.94
					Int2:	1:23.28	(5)				0.98
					Int3:	1:34.83	(3)				1.09
					Fin:	1:46.34	(3)				1.28



Courchevel (FRA)
PERFORMANCE ANALYSIS BY RANK

Number of Competitors: 25 Number of NSAs: 12

Rank	Bib	Name Ski	NSA Code	Positions			Partials		Difference Time		
				Pos	Time	Rank	Pos	Time		Rank	
4	1	LIENSBERGER Katharina Rossignol	AUT	Run 1:	Int1:	13.79	(6)	I1-I2:	18.10	(5)	0.21
					Int2:	31.89	(4)	I2-I3:	9.36	(4)	0.61
					Int3:	41.25	(4)	I3-Fin:	11.31	(3)	0.53
					Fin:	52.56	(3)				0.68
				Run 2:	Int1:	14.52	(23)	I1-I2:	15.83	(12)	0.59
					Int2:	30.35	(15)	I2-I3:	11.81	(16)	0.88
					Int3:	42.16	(16)	I3-Fin:	11.78	(17)	0.97
					Fin:	53.94	(19)				1.21
				Total:	Int1:	1:07.08	(3)				0.76
					Int2:	1:22.91	(3)				0.61
					Int3:	1:34.72	(2)				0.98
					Fin:	1:46.50	(4)				1.44
5	4	RAST Camille Head	SUI	Run 1:	Int1:	13.65	(3)	I1-I2:	18.36	(13)	0.07
					Int2:	32.01	(7)	I2-I3:	9.67	(19)	0.73
					Int3:	41.68	(8)	I3-Fin:	11.69	(24)	0.96
					Fin:	53.37	(10)				1.49
				Run 2:	Int1:	14.27	(9)	I1-I2:	15.70	(6)	0.34
					Int2:	29.97	(8)	I2-I3:	11.57	(7)	0.50
					Int3:	41.54	(5)	I3-Fin:	11.61	(10)	0.35
					Fin:	53.15	(5)				0.42
				Total:	Int1:	1:07.64	(9)				1.32
					Int2:	1:23.34	(7)				1.04
					Int3:	1:34.91	(5)				1.17
					Fin:	1:46.52	(5)				1.46
6	10	COLTURI Lara Blizzard	ALB	Run 1:	Int1:	14.18	(21)	I1-I2:	18.48	(19)	0.60
					Int2:	32.66	(20)	I2-I3:	9.68	(20)	1.38
					Int3:	42.34	(18)	I3-Fin:	11.47	(9)	1.62
					Fin:	53.81	(14)				1.93
				Run 2:	Int1:	14.09	(3)	I1-I2:	15.61	(3)	0.16
					Int2:	29.70	(2)	I2-I3:	11.65	(9)	0.23
					Int3:	41.35	(3)	I3-Fin:	11.38	(3)	0.16
					Fin:	52.73	(1)				0.00
				Total:	Int1:	1:07.90	(12)				1.58
					Int2:	1:23.51	(9)				1.21
					Int3:	1:35.16	(9)				1.42
					Fin:	1:46.54	(6)				1.48
7	14	MEILLARD Melanie Rossignol	SUI	Run 1:	Int1:	14.48	(32)	I1-I2:	18.29	(9)	0.90
					Int2:	32.77	(24)	I2-I3:	9.55	(13)	1.49
					Int3:	42.32	(16)	I3-Fin:	11.50	(11)	1.60
					Fin:	53.82	(15)				1.94
				Run 2:	Int1:	14.21	(6)	I1-I2:	15.53	(1)	0.28
					Int2:	29.74	(4)	I2-I3:	11.54	(5)	0.27
					Int3:	41.28	(2)	I3-Fin:	11.63	(11)	0.09
					Fin:	52.91	(3)				0.18
				Total:	Int1:	1:08.03	(14)				1.71
					Int2:	1:23.56	(10)				1.26
					Int3:	1:35.10	(7)				1.36
					Fin:	1:46.73	(7)				1.67

Courchevel (FRA)
PERFORMANCE ANALYSIS BY RANK

Number of Competitors: 25 Number of NSAs: 12

Rank	Bib	Name Ski	NSA Code	Positions			Partials		Difference Time		
				Pos	Time	Rank	Pos	Time		Rank	
8	12	HUBER Katharina Fischer	AUT	Run 1:	Int1:	13.81	(7)	I1-I2:	18.43	(17)	0.23
					Int2:	32.24	(10)	I2-I3:	9.53	(11)	0.96
					Int3:	41.77	(10)	I3-Fin:	11.56	(14)	1.05
					Fin:	53.33	(9)				1.45
				Run 2:	Int1:	14.15	(4)	I1-I2:	15.81	(9)	0.22
					Int2:	29.96	(7)	I2-I3:	11.79	(15)	0.49
					Int3:	41.75	(9)	I3-Fin:	11.86	(20)	0.56
					Fin:	53.61	(12)				0.88
				Total:	Int1:	1:07.48	(7)				1.16
					Int2:	1:23.29	(6)				0.99
					Int3:	1:35.08	(6)				1.34
					Fin:	1:46.94	(8)				1.88
9	9	SLOKAR Andreja Nordica	SLO	Run 1:	Int1:	13.93	(11)	I1-I2:	18.05	(4)	0.35
					Int2:	31.98	(6)	I2-I3:	9.42	(7)	0.70
					Int3:	41.40	(5)	I3-Fin:	11.47	(9)	0.68
					Fin:	52.87	(6)				0.99
				Run 2:	Int1:	14.39	(16)	I1-I2:	15.87	(13)	0.46
					Int2:	30.26	(12)	I2-I3:	11.99	(24)	0.79
					Int3:	42.25	(20)	I3-Fin:	11.94	(21)	1.06
					Fin:	54.19	(21)				1.46
				Total:	Int1:	1:07.26	(4)				0.94
					Int2:	1:23.13	(4)				0.83
					Int3:	1:35.12	(8)				1.38
					Fin:	1:47.06	(9)				2.00
10	6	SHIFFRIN Mikaela Atomic	USA	Run 1:	Int1:	13.76	(4)	I1-I2:	18.34	(11)	0.18
					Int2:	32.10	(8)	I2-I3:	9.33	(3)	0.82
					Int3:	41.43	(6)	I3-Fin:	11.32	(4)	0.71
					Fin:	52.75	(5)				0.87
				Run 2:	Int1:	14.77	(25)	I1-I2:	16.08	(21)	0.84
					Int2:	30.85	(24)	I2-I3:	11.81	(16)	1.38
					Int3:	42.66	(23)	I3-Fin:	11.69	(15)	1.47
					Fin:	54.35	(22)				1.62
				Total:	Int1:	1:07.52	(8)				1.20
					Int2:	1:23.60	(11)				1.30
					Int3:	1:35.41	(11)				1.67
					Fin:	1:47.10	(10)				2.04
11	11	TRUPPE Katharina Voelkl	AUT	Run 1:	Int1:	13.95	(12)	I1-I2:	18.35	(12)	0.37
					Int2:	32.30	(11)	I2-I3:	9.45	(8)	1.02
					Int3:	41.75	(9)	I3-Fin:	11.63	(18)	1.03
					Fin:	53.38	(11)				1.50
				Run 2:	Int1:	14.52	(23)	I1-I2:	15.90	(14)	0.59
					Int2:	30.42	(18)	I2-I3:	11.68	(11)	0.95
					Int3:	42.10	(15)	I3-Fin:	11.65	(12)	0.91
					Fin:	53.75	(15)				1.02
				Total:	Int1:	1:07.90	(12)				1.58
					Int2:	1:23.80	(13)				1.50
					Int3:	1:35.48	(12)				1.74
					Fin:	1:47.13	(11)				2.07

Courchevel (FRA)



7th Women's Slalom


THU 30 JAN 2025

PERFORMANCE ANALYSIS BY RANK

Start Time 20:00

Number of Competitors: 25 Number of NSAs: 12

Rank	Bib	Name Ski	NSA Code	Positions Pos	Positions		Partials		Difference Time		
					Time	Rank	Pos	Time		Rank	
12	28	ARONSSON ELFMAN Hanna Rossignol	SWE	Run 1:	Int1:	14.56	(35)	I1-I2:	18.64	(26)	0.98
					Int2:	33.20	(33)	I2-I3:	9.57	(14)	1.92
					Int3:	42.77	(28)	I3-Fin:	11.55	(13)	2.05
					Fin:	54.32	(24)			2.44	
				Run 2:	Int1:	14.44	(19)	I1-I2:	15.62	(5)	0.51
					Int2:	30.06	(9)	I2-I3:	11.50	(4)	0.59
					Int3:	41.56	(6)	I3-Fin:	11.30	(1)	0.37
					Fin:	52.86	(2)			0.13	
				Total:	Int1:	1:08.76	(23)			2.44	
					Int2:	1:24.38	(19)			2.08	
					Int3:	1:35.88	(14)			2.14	
					Fin:	1:47.18	(12)			2.12	
13	18	NULLMEYER Ali Atomic	CAN	Run 1:	Int1:	13.91	(9)	I1-I2:	18.24	(7)	0.33
					Int2:	32.15	(9)	I2-I3:	9.87	(32)	0.87
					Int3:	42.02	(12)	I3-Fin:	11.71	(25)	1.30
					Fin:	53.73	(13)			1.85	
				Run 2:	Int1:	14.15	(4)	I1-I2:	15.76	(8)	0.22
					Int2:	29.91	(6)	I2-I3:	11.71	(12)	0.44
					Int3:	41.62	(7)	I3-Fin:	11.98	(23)	0.43
					Fin:	53.60	(11)			0.87	
				Total:	Int1:	1:07.88	(11)			1.56	
					Int2:	1:23.64	(12)			1.34	
					Int3:	1:35.35	(10)			1.61	
					Fin:	1:47.33	(13)			2.27	
14	42	CHEVRIER Marion Atomic	FRA	Run 1:	Int1:	14.36	(28)	I1-I2:	18.39	(15)	0.78
					Int2:	32.75	(23)	I2-I3:	9.76	(25)	1.47
					Int3:	42.51	(21)	I3-Fin:	11.71	(25)	1.79
					Fin:	54.22	(22)			2.34	
				Run 2:	Int1:	14.29	(10)	I1-I2:	15.81	(9)	0.36
					Int2:	30.10	(10)	I2-I3:	11.59	(8)	0.63
					Int3:	41.69	(8)	I3-Fin:	11.58	(8)	0.50
					Fin:	53.27	(7)			0.54	
				Total:	Int1:	1:08.51	(18)			2.19	
					Int2:	1:24.32	(17)			2.02	
					Int3:	1:35.91	(16)			2.17	
					Fin:	1:47.49	(14)			2.43	
15	22	PETERLINI Martina Rossignol	ITA	Run 1:	Int1:	14.29	(26)	I1-I2:	18.54	(22)	0.71
					Int2:	32.83	(26)	I2-I3:	9.52	(10)	1.55
					Int3:	42.35	(19)	I3-Fin:	11.62	(17)	1.63
					Fin:	53.97	(17)			2.09	
				Run 2:	Int1:	14.31	(12)	I1-I2:	15.82	(11)	0.38
					Int2:	30.13	(11)	I2-I3:	11.89	(20)	0.66
					Int3:	42.02	(14)	I3-Fin:	11.65	(12)	0.83
					Fin:	53.67	(14)			0.94	
				Total:	Int1:	1:08.28	(15)			1.96	
					Int2:	1:24.10	(16)			1.80	
					Int3:	1:35.99	(17)			2.25	
					Fin:	1:47.64	(15)			2.58	



Courchevel (FRA)

7th Women's Slalom

THU 30 JAN 2025

PERFORMANCE ANALYSIS BY RANK

Start Time 20:00

Number of Competitors: 25 Number of NSAs: 12

Rank	Bib	Name Ski	NSA Code	Positions Pos	Positions		Partials		Difference Time		
					Time	Rank	Pos	Time		Rank	
16	43	HOERHAGER Lisa Atomic	AUT	Run 1:	Int1:	14.42	(31)	I1-I2:	18.87	(36)	0.84
					Int2:	33.29	(35)	I2-I3:	9.54	(12)	2.01
					Int3:	42.83	(30)	I3-Fin:	11.79	(29)	2.11
					Fin:	54.62	(30)				2.74
				Run 2:	Int1:	14.01	(2)	I1-I2:	15.71	(7)	0.08
					Int2:	29.72	(3)	I2-I3:	11.75	(14)	0.25
					Int3:	41.47	(4)	I3-Fin:	11.58	(8)	0.28
					Fin:	53.05	(4)				0.32
				Total:	Int1:	1:08.63	(19)				2.31
					Int2:	1:24.34	(18)				2.04
					Int3:	1:36.09	(18)				2.35
					Fin:	1:47.67	(16)				2.61
17	17	DVORNIK Neja Fischer	SLO	Run 1:	Int1:	14.19	(22)	I1-I2:	18.39	(15)	0.61
					Int2:	32.58	(14)	I2-I3:	9.74	(24)	1.30
					Int3:	42.32	(16)	I3-Fin:	11.67	(22)	1.60
					Fin:	53.99	(18)				2.11
				Run 2:	Int1:	14.50	(22)	I1-I2:	16.01	(17)	0.57
					Int2:	30.51	(22)	I2-I3:	11.66	(10)	1.04
					Int3:	42.17	(17)	I3-Fin:	11.65	(12)	0.98
					Fin:	53.82	(17)				1.09
				Total:	Int1:	1:08.49	(17)				2.17
					Int2:	1:24.50	(20)				2.20
					Int3:	1:36.16	(19)				2.42
					Fin:	1:47.81	(17)				2.75
18	21	LAMURE Marie Rossignol	FRA	Run 1:	Int1:	14.13	(17)	I1-I2:	18.52	(20)	0.55
					Int2:	32.65	(18)	I2-I3:	9.38	(6)	1.37
					Int3:	42.03	(13)	I3-Fin:	11.36	(6)	1.31
					Fin:	53.39	(12)				1.51
				Run 2:	Int1:	14.41	(18)	I1-I2:	16.14	(24)	0.48
					Int2:	30.55	(23)	I2-I3:	11.96	(23)	1.08
					Int3:	42.51	(22)	I3-Fin:	11.96	(22)	1.32
					Fin:	54.47	(23)				1.74
				Total:	Int1:	1:07.80	(10)				1.48
					Int2:	1:23.94	(15)				1.64
					Int3:	1:35.90	(15)				2.16
					Fin:	1:47.86	(18)				2.80
19	15	HOLTMANN Mina Fuerst Atomic	NOR	Run 1:	Int1:	14.07	(14)	I1-I2:	18.64	(26)	0.49
					Int2:	32.71	(21)	I2-I3:	10.09	(37)	1.43
					Int3:	42.80	(29)	I3-Fin:	11.74	(28)	2.08
					Fin:	54.54	(28)				2.66
				Run 2:	Int1:	14.38	(15)	I1-I2:	16.04	(20)	0.45
					Int2:	30.42	(18)	I2-I3:	11.48	(2)	0.95
					Int3:	41.90	(13)	I3-Fin:	11.53	(7)	0.71
					Fin:	53.43	(10)				0.70
				Total:	Int1:	1:08.92	(25)				2.60
					Int2:	1:24.96	(24)				2.66
					Int3:	1:36.44	(20)				2.70
					Fin:	1:47.97	(19)				2.91

Courchevel (FRA)
PERFORMANCE ANALYSIS BY RANK

Number of Competitors: 25 Number of NSAs: 12

Rank	Bib	Name Ski	NSA Code	Run	Positions			Partials		Difference Time	
					Pos	Time	Rank	Pos	Time		Rank
20	36	HOEPLI Aline Head	SUI	Run 1:	Int1:	14.17	(20)	I1-I2:	18.44	(18)	0.59
					Int2:	32.61	(15)	I2-I3:	9.88	(34)	1.33
					Int3:	42.49	(20)	I3-Fin:	11.89	(32)	1.77
					Fin:	54.38	(25)				2.50
				Run 2:	Int1:	13.93	(1)	I1-I2:	15.54	(2)	0.00
					Int2:	29.47	(1)	I2-I3:	11.72	(13)	0.00
					Int3:	41.19	(1)	I3-Fin:	12.44	(25)	0.00
					Fin:	53.63	(13)				0.90
				Total:	Int1:	1:08.31	(16)				1.99
					Int2:	1:23.85	(14)				1.55
					Int3:	1:35.57	(13)				1.83
					Fin:	1:48.01	(20)				2.95
				21	30	BUCIK JOGAN Ana Salomon	SLO	Run 1:	Int1:	14.52	(33)
Int2:	33.07	(30)	I2-I3:						9.81	(29)	1.79
Int3:	42.88	(31)	I3-Fin:						11.50	(11)	2.16
Fin:	54.38	(25)									2.50
Run 2:	Int1:	14.35	(14)					I1-I2:	16.13	(23)	0.42
	Int2:	30.48	(21)					I2-I3:	11.93	(22)	1.01
	Int3:	42.41	(21)					I3-Fin:	11.39	(4)	1.22
	Fin:	53.80	(16)								1.07
Total:	Int1:	1:08.73	(22)								2.41
	Int2:	1:24.86	(22)								2.56
	Int3:	1:36.79	(23)								3.05
	Fin:	1:48.18	(21)								3.12
22	37	DELLA MEA Lara Fischer	ITA					Run 1:	Int1:	14.57	(36)
				Int2:	33.23	(34)	I2-I3:		9.71	(22)	1.95
				Int3:	42.94	(32)	I3-Fin:		11.45	(8)	2.22
				Fin:	54.39	(27)					2.51
				Run 2:	Int1:	14.32	(13)	I1-I2:	16.03	(19)	0.39
					Int2:	30.35	(15)	I2-I3:	11.83	(18)	0.88
					Int3:	42.18	(18)	I3-Fin:	11.69	(15)	0.99
					Fin:	53.87	(18)				1.14
				Total:	Int1:	1:08.71	(21)				2.39
					Int2:	1:24.74	(21)				2.44
					Int3:	1:36.57	(22)				2.83
					Fin:	1:48.26	(22)				3.20
				23	51	STJERNESUND Thea Louise Rossignol	NOR	Run 1:	Int1:	14.09	(15)
Int2:	32.71	(21)	I2-I3:						9.87	(32)	1.43
Int3:	42.58	(24)	I3-Fin:						12.00	(36)	1.86
Fin:	54.58	(29)									2.70
Run 2:	Int1:	14.23	(7)					I1-I2:	16.11	(22)	0.30
	Int2:	30.34	(14)					I2-I3:	11.89	(20)	0.87
	Int3:	42.23	(19)					I3-Fin:	11.80	(19)	1.04
	Fin:	54.03	(20)								1.30
Total:	Int1:	1:08.81	(24)								2.49
	Int2:	1:24.92	(23)								2.62
	Int3:	1:36.81	(24)								3.07
	Fin:	1:48.61	(23)								3.55

Courchevel (FRA)

7th Women's Slalom

THU 30 JAN 2025

PERFORMANCE ANALYSIS BY RANK

Start Time 20:00

Number of Competitors: 25 Number of NSAs: 12

Rank	Bib	Name Ski	NSA Code	Positions			Partials		Difference Time		
				Pos	Time	Rank	Pos	Time		Rank	
24	5	SWENN LARSSON Anna Head	SWE	Run 1:	Int1:	14.06	(13)	I1-I2:	17.68	(1)	0.48
					Int2:	31.74	(3)	I2-I3:	9.29	(1)	0.46
					Int3:	41.03	(3)	I3-Fin:	11.67	(22)	0.31
					Fin:	52.70	(4)				0.82
				Run 2:	Int1:	14.29	(10)	I1-I2:	15.61	(3)	0.36
					Int2:	29.90	(5)	I2-I3:	13.86	(25)	0.43
					Int3:	43.76	(25)	I3-Fin:	12.38	(24)	2.57
					Fin:	56.14	(25)				3.41
				Total:	Int1:	1:06.99	(2)				0.67
					Int2:	1:22.60	(2)				0.30
					Int3:	1:36.46	(21)				2.72
					Fin:	1:48.84	(24)				3.78
				25	38	CHRISTEN Eliane Head	SUI	Run 1:	Int1:	14.25	(24)
Int2:	33.07	(30)	I2-I3:						9.59	(16)	1.79
Int3:	42.66	(26)	I3-Fin:						11.58	(15)	1.94
Fin:	54.24	(23)									2.36
Run 2:	Int1:	14.40	(17)					I1-I2:	16.65	(25)	0.47
	Int2:	31.05	(25)					I2-I3:	11.86	(19)	1.58
	Int3:	42.91	(24)					I3-Fin:	11.78	(17)	1.72
	Fin:	54.69	(24)								1.96
Total:	Int1:	1:08.64	(20)								2.32
	Int2:	1:25.29	(25)								2.99
	Int3:	1:37.15	(25)								3.41
	Fin:	1:48.93	(25)								3.87

Intermediate Time Positions :

Int. 1 = Inter1

Int. 2 = Inter2

Int. 3 = Inter3

Legend:					
Fin	Finish	Int	Intermediate	Ix	Intermediate x
Pos.	Intermediate or speed position				



**COUPE
DU MONDE
FEMININE DE SKI ALPIN
30 JANVIER 2025**

COURCHEVEL



La Région
Auvergne-Rhône-Alpes



AUDI FIS SKI WORLD CUP 2024/25



Courchevel (FRA)

7th Women's Slalom

THU 30 JAN 2025

Start Time 20:00



PERFORMANCE ANALYSIS BY BIB

Number of Competitors: 65 Number of NSAs: 18

Bib	Name Ski	NSA Code	Run	Positions			Partials		Difference Time	
				Int	Rank	Pos	Time	Rank		
1	LIENSBERGER Katharina Rossignol	AUT	Run 1:	Int1:	13.79	(6)	I1-I2:	18.10	(5)	0.21
				Int2:	31.89	(4)	I2-I3:	9.36	(5)	0.61
				Int3:	41.25	(4)	I3-Fin:	11.31	(3)	0.53
				Fin:	52.56	(3)				0.68
			Run 2:	Int1:	14.52	(26)	I1-I2:	15.83	(14)	0.63
				Int2:	30.35	(17)	I2-I3:	11.81	(17)	1.01
				Int3:	42.16	(17)	I3-Fin:	11.78	(17)	0.97
				Fin:	53.94	(19)				1.21
			Total:	Int1:	1:07.08	(3)				0.76
				Int2:	1:22.91	(3)				0.61
				Int3:	1:34.72	(2)				0.98
				Fin:	1:46.50	(4)				1.44
			2	HOLDENER Wendy Head	SUI	Run 1:	Int1:	13.58	(1)	I1-I2:
Int2:	31.41	(2)					I2-I3:	9.31	(2)	0.13
Int3:	40.72	(1)					I3-Fin:	11.35	(5)	0.00
Fin:	52.07	(2)								0.19
Run 2:	Int1:						I1-I2:			
	Int2:						I2-I3:			
	Int3:						I3-Fin:			
	Fin:	DNF								
Total:	Int1:									
	Int2:									
	Int3:									
	Fin:	DNF								
3	LJUTIC Zrinka Atomic	CRO				Run 1:	Int1:	13.59	(2)	I1-I2:
			Int2:	31.28	(1)		I2-I3:	9.45	(9)	0.00
			Int3:	40.73	(2)		I3-Fin:	11.15	(2)	0.01
			Fin:	51.88	(1)					0.00
			Run 2:	Int1:	14.44	(22)	I1-I2:	15.98	(18)	0.55
				Int2:	30.42	(20)	I2-I3:	11.44	(1)	1.08
				Int3:	41.86	(12)	I3-Fin:	11.32	(2)	0.67
				Fin:	53.18	(6)				0.45
			Total:	Int1:	1:06.32	(1)				0.00
				Int2:	1:22.30	(1)				0.00
				Int3:	1:33.74	(1)				0.00
				Fin:	1:45.06	(1)				0.00



Courchevel (FRA)



7th Women's Slalom

THU 30 JAN 2025

PERFORMANCE ANALYSIS BY BIB

Start Time 20:00

Number of Competitors: 65 Number of NSAs: 18

Bib	Name Ski	NSA Code	Pos	Positions			Partials		Difference Time	
				Time	Rank	Pos	Time	Rank		
4	RAST Camille Head	SUI	Run 1:	Int1:	13.65	(3)	I1-I2:	18.36	(15)	0.07
				Int2:	32.01	(7)	I2-I3:	9.67	(21)	0.73
				Int3:	41.68	(10)	I3-Fin:	11.69	(24)	0.96
				Fin:	53.37	(10)				1.49
			Run 2:	Int1:	14.27	(12)	I1-I2:	15.70	(7)	0.38
				Int2:	29.97	(10)	I2-I3:	11.57	(7)	0.63
				Int3:	41.54	(5)	I3-Fin:	11.61	(10)	0.35
				Fin:	53.15	(5)				0.42
			Total:	Int1:	1:07.64	(9)				1.32
				Int2:	1:23.34	(7)				1.04
				Int3:	1:34.91	(5)				1.17
				Fin:	1:46.52	(5)				1.46
5	SWENN LARSSON Anna Head	SWE	Run 1:	Int1:	14.06	(15)	I1-I2:	17.68	(1)	0.48
				Int2:	31.74	(3)	I2-I3:	9.29	(1)	0.46
				Int3:	41.03	(3)	I3-Fin:	11.67	(22)	0.31
				Fin:	52.70	(4)				0.82
			Run 2:	Int1:	14.29	(13)	I1-I2:	15.61	(4)	0.40
				Int2:	29.90	(7)	I2-I3:	13.86	(26)	0.56
				Int3:	43.76	(26)	I3-Fin:	12.38	(24)	2.57
				Fin:	56.14	(25)				3.41
			Total:	Int1:	1:06.99	(2)				0.67
				Int2:	1:22.60	(2)				0.30
				Int3:	1:36.46	(22)				2.72
				Fin:	1:48.84	(24)				3.78
6	SHIFFRIN Mikaela Atomic	USA	Run 1:	Int1:	13.76	(4)	I1-I2:	18.34	(13)	0.18
				Int2:	32.10	(8)	I2-I3:	9.33	(3)	0.82
				Int3:	41.43	(6)	I3-Fin:	11.32	(4)	0.71
				Fin:	52.75	(5)				0.87
			Run 2:	Int1:	14.77	(28)	I1-I2:	16.08	(23)	0.88
				Int2:	30.85	(26)	I2-I3:	11.81	(17)	1.51
				Int3:	42.66	(24)	I3-Fin:	11.69	(15)	1.47
				Fin:	54.35	(22)				1.62
			Total:	Int1:	1:07.52	(8)				1.20
				Int2:	1:23.60	(12)				1.30
				Int3:	1:35.41	(11)				1.67
				Fin:	1:47.10	(10)				2.04
7	DUERR Lena Head	GER	Run 1:	Int1:	13.76	(4)	I1-I2:	18.19	(7)	0.18
				Int2:	31.95	(5)	I2-I3:	9.66	(20)	0.67
				Int3:	41.61	(8)	I3-Fin:	11.41	(7)	0.89
				Fin:	53.02	(8)				1.14
			Run 2:	Int1:	14.24	(11)	I1-I2:	16.02	(20)	0.35
				Int2:	30.26	(14)	I2-I3:	11.55	(6)	0.92
				Int3:	41.81	(11)	I3-Fin:	11.51	(6)	0.62
				Fin:	53.32	(8)				0.59
			Total:	Int1:	1:07.26	(4)				0.94
				Int2:	1:23.28	(5)				0.98
				Int3:	1:34.83	(3)				1.09
				Fin:	1:46.34	(3)				1.28



Courchevel (FRA)
PERFORMANCE ANALYSIS BY BIB

Number of Competitors: 65 Number of NSAs: 18

Bib	Name Ski	NSA Code	Positions			Partials		Difference Time		
			Pos	Time	Rank	Pos	Time		Rank	
8	HECTOR Sara Head	SWE	Run 1:	Int1:	13.91	(9)	I1-I2:	18.66	(33)	0.33
				Int2:	32.57	(14)	I2-I3:	9.36	(5)	1.29
				Int3:	41.93	(13)	I3-Fin:	11.02	(1)	1.21
				Fin:	52.95	(7)				1.07
			Run 2:	Int1:	14.46	(24)	I1-I2:	15.95	(17)	0.57
				Int2:	30.41	(19)	I2-I3:	11.48	(2)	1.07
				Int3:	41.89	(13)	I3-Fin:	11.48	(5)	0.70
				Fin:	53.37	(9)				0.64
			Total:	Int1:	1:07.41	(6)				1.09
				Int2:	1:23.36	(8)				1.06
				Int3:	1:34.84	(4)				1.10
				Fin:	1:46.32	(2)				1.26
			9	SLOKAR Andreja Nordica	SLO	Run 1:	Int1:	13.93	(12)	I1-I2:
Int2:	31.98	(6)					I2-I3:	9.42	(8)	0.70
Int3:	41.40	(5)					I3-Fin:	11.47	(9)	0.68
Fin:	52.87	(6)								0.99
Run 2:	Int1:	14.39				(19)	I1-I2:	15.87	(15)	0.50
	Int2:	30.26				(14)	I2-I3:	11.99	(25)	0.92
	Int3:	42.25				(21)	I3-Fin:	11.94	(21)	1.06
	Fin:	54.19				(21)				1.46
Total:	Int1:	1:07.26				(4)				0.94
	Int2:	1:23.13				(4)				0.83
	Int3:	1:35.12				(8)				1.38
	Fin:	1:47.06				(9)				2.00
10	COLTURI Lara Blizzard	ALB				Run 1:	Int1:	14.18	(26)	I1-I2:
			Int2:	32.66	(22)		I2-I3:	9.68	(22)	1.38
			Int3:	42.34	(20)		I3-Fin:	11.47	(9)	1.62
			Fin:	53.81	(14)					1.93
			Run 2:	Int1:	14.09	(4)	I1-I2:	15.61	(4)	0.20
				Int2:	29.70	(3)	I2-I3:	11.65	(9)	0.36
				Int3:	41.35	(3)	I3-Fin:	11.38	(3)	0.16
				Fin:	52.73	(1)				0.00
			Total:	Int1:	1:07.90	(12)				1.58
				Int2:	1:23.51	(9)				1.21
				Int3:	1:35.16	(9)				1.42
				Fin:	1:46.54	(6)				1.48
			11	TRUPPE Katharina Voelkl	AUT	Run 1:	Int1:	13.95	(13)	I1-I2:
Int2:	32.30	(13)					I2-I3:	9.45	(9)	1.02
Int3:	41.75	(11)					I3-Fin:	11.63	(18)	1.03
Fin:	53.38	(11)								1.50
Run 2:	Int1:	14.52				(26)	I1-I2:	15.90	(16)	0.63
	Int2:	30.42				(20)	I2-I3:	11.68	(11)	1.08
	Int3:	42.10				(16)	I3-Fin:	11.65	(12)	0.91
	Fin:	53.75				(15)				1.02
Total:	Int1:	1:07.90				(12)				1.58
	Int2:	1:23.80				(14)				1.50
	Int3:	1:35.48				(12)				1.74
	Fin:	1:47.13				(11)				2.07

Courchevel (FRA)
PERFORMANCE ANALYSIS BY BIB

Number of Competitors: 65 Number of NSAs: 18

Bib	Name Ski	NSA Code	Positions Pos	Positions		Partials		Difference Time			
				Time	Rank	Time	Rank				
12	HUBER Katharina Fischer	AUT	Run 1:	Int1:	13.81	(7)	I1-I2:	18.43	(19)	0.23	
				Int2:	32.24	(12)	I2-I3:	9.53	(13)	0.96	
			Run 2:	Int3:	41.77	(12)	I3-Fin:	11.56	(14)	1.05	
				Fin:	53.33	(9)				1.45	
				Int1:	14.15	(7)	I1-I2:	15.81	(11)	0.26	
			Total:	Int2:	29.96	(9)	I2-I3:	11.79	(16)	0.62	
				Int3:	41.75	(10)	I3-Fin:	11.86	(20)	0.56	
				Fin:	53.61	(12)				0.88	
			Total:	Int1:	1:07.48	(7)				1.16	
				Int2:	1:23.29	(6)				0.99	
				Int3:	1:35.08	(6)				1.34	
						Fin:	1:46.94	(8)		1.88	
			13	MOLTZAN Paula Rossignol	USA	Run 1:	Int1:	14.08	(17)	I1-I2:	
Int2:							I2-I3:				
Total:	Int3:						I3-Fin:				
	Fin:	DNF									
		DNF									
14	MEILLARD Melanie Rossignol	SUI				Run 1:	Int1:	14.48	(45)	I1-I2:	18.29
			Int2:	32.77	(27)		I2-I3:	9.55	(15)	1.49	
			Run 2:	Int3:	42.32	(18)	I3-Fin:	11.50	(11)	1.60	
				Fin:	53.82	(15)				1.94	
				Int1:	14.21	(9)	I1-I2:	15.53	(2)	0.32	
			Total:	Int2:	29.74	(5)	I2-I3:	11.54	(5)	0.40	
				Int3:	41.28	(2)	I3-Fin:	11.63	(11)	0.09	
				Fin:	52.91	(3)				0.18	
			Total:	Int1:	1:08.03	(15)				1.71	
				Int2:	1:23.56	(11)				1.26	
				Int3:	1:35.10	(7)				1.36	
						Fin:	1:46.73	(7)		1.67	
			15	HOLTMANN Mina Fuerst Atomic	NOR	Run 1:	Int1:	14.07	(16)	I1-I2:	18.64
Int2:	32.71	(24)					I2-I3:	10.09	(41)	1.43	
Run 2:	Int3:	42.80				(32)	I3-Fin:	11.74	(28)	2.08	
	Fin:	54.54				(28)				2.66	
	Int1:	14.38				(18)	I1-I2:	16.04	(22)	0.49	
Total:	Int2:	30.42				(20)	I2-I3:	11.48	(2)	1.08	
	Int3:	41.90				(14)	I3-Fin:	11.53	(7)	0.71	
	Fin:	53.43				(10)				0.70	
Total:	Int1:	1:08.92				(28)				2.60	
	Int2:	1:24.96				(26)				2.66	
	Int3:	1:36.44				(21)				2.70	
						Fin:	1:47.97	(19)		2.91	
16	ST-GERMAIN Laurence Rossignol	CAN				Run 1:	Int1:	13.89	(8)	I1-I2:	18.76
			Int2:	32.65	(20)		I2-I3:	10.42	(46)	1.37	
			Total:	Int3:	43.07	(39)	I3-Fin:	11.99	(35)	2.35	
				Fin:	55.06	(36)				3.18	
					DNQ						

Courchevel (FRA)
PERFORMANCE ANALYSIS BY BIB

Number of Competitors: 65 Number of NSAs: 18

Bib	Name Ski	NSA Code	Run	Positions			Partials		Difference Time	
				Pos	Time	Rank	Pos	Time		Rank
17	DVORNIK Neja Fischer	SLO	Run 1:	Int1:	14.19	(27)	I1-I2:	18.39	(17)	0.61
				Int2:	32.58	(16)	I2-I3:	9.74	(26)	1.30
				Int3:	42.32	(18)	I3-Fin:	11.67	(22)	1.60
				Fin:	53.99	(18)				2.11
			Run 2:	Int1:	14.50	(25)	I1-I2:	16.01	(19)	0.61
				Int2:	30.51	(24)	I2-I3:	11.66	(10)	1.17
				Int3:	42.17	(18)	I3-Fin:	11.65	(12)	0.98
				Fin:	53.82	(17)				1.09
			Total:	Int1:	1:08.49	(20)				2.17
				Int2:	1:24.50	(22)				2.20
				Int3:	1:36.16	(20)				2.42
				Fin:	1:47.81	(17)				2.75
			18	NULLMEYER Ali Atomic	CAN	Run 1:	Int1:	13.91	(9)	I1-I2:
Int2:	32.15	(9)					I2-I3:	9.87	(36)	0.87
Int3:	42.02	(14)					I3-Fin:	11.71	(25)	1.30
Fin:	53.73	(13)								1.85
Run 2:	Int1:	14.15				(7)	I1-I2:	15.76	(10)	0.26
	Int2:	29.91				(8)	I2-I3:	11.71	(12)	0.57
	Int3:	41.62				(8)	I3-Fin:	11.98	(23)	0.43
	Fin:	53.60				(11)				0.87
Total:	Int1:	1:07.88				(11)				1.56
	Int2:	1:23.64				(13)				1.34
	Int3:	1:35.35				(10)				1.61
	Fin:	1:47.33				(13)				2.27
19	AICHER Emma Head	GER				Run 1:	Int1:	13.92	(11)	I1-I2:
			Int2:	32.16	(10)		I2-I3:	9.33	(3)	0.88
			Int3:	41.49	(7)		I3-Fin:			0.77
			Fin:	DNF						
			Total:	DNF						
20	OEHLUND Cornelia Head	SWE	Run 1:	Int1:	14.56	(51)	I1-I2:			0.98
				Int2:			I2-I3:			
				Int3:			I3-Fin:			
				Fin:	DNF					
			Total:	DNF						
21	LAMURE Marie Rossignol	FRA	Run 1:	Int1:	14.13	(22)	I1-I2:	18.52	(22)	0.55
				Int2:	32.65	(20)	I2-I3:	9.38	(7)	1.37
				Int3:	42.03	(15)	I3-Fin:	11.36	(6)	1.31
				Fin:	53.39	(12)				1.51
			Run 2:	Int1:	14.41	(21)	I1-I2:	16.14	(26)	0.52
				Int2:	30.55	(25)	I2-I3:	11.96	(24)	1.21
				Int3:	42.51	(23)	I3-Fin:	11.96	(22)	1.32
				Fin:	54.47	(23)				1.74
			Total:	Int1:	1:07.80	(10)				1.48
				Int2:	1:23.94	(17)				1.64
				Int3:	1:35.90	(16)				2.16
				Fin:	1:47.86	(18)				2.80

Number of Competitors: 65 Number of NSAs: 18

Bib	Name Ski	NSA Code	Pos	Positions			Partials		Difference Time							
				Time	Rank	Pos	Time	Rank								
22	PETERLINI Martina Rossignol	ITA	Run 1:	Int1:	14.29	(34)	I1-I2:	18.54	(24)	0.71						
				Int2:	32.83	(29)					I2-I3:	9.52	(12)	1.55		
				Int3:	42.35	(21)					I3-Fin:	11.62	(17)	1.63		
				Fin:	53.97	(17)								2.09		
			Run 2:	Int1:	14.31	(15)	I1-I2:	15.82	(13)	15.82	(13)	0.42				
				Int2:	30.13	(13)							I2-I3:	11.89	(21)	0.79
				Int3:	42.02	(15)							I3-Fin:	11.65	(12)	0.83
				Fin:	53.67	(14)										0.94
			Total:	Int1:	1:08.28	(18)						1.96				
				Int2:	1:24.10	(18)						1.80				
				Int3:	1:35.99	(18)						2.25				
				Fin:	1:47.64	(15)						2.58				
23	GALLHUBER Katharina Atomic	AUT	Run 1:	Int1:	14.29	(34)	I1-I2:	18.28	(10)	0.71						
				Int2:	32.57	(14)					I2-I3:	9.72	(25)	1.29		
				Int3:	42.29	(17)					I3-Fin:	11.73	(27)	1.57		
				Fin:	54.02	(19)								2.14		
			Run 2:	Int1:	14.09	(4)	I1-I2:	15.74	(9)	15.74	(9)	0.20				
				Int2:	29.83	(6)							I2-I3:	11.72	(13)	0.49
				Int3:	41.55	(6)							I3-Fin:			0.36
				Fin:	DNF											
			Total:	Int1:	1:08.11	(17)						1.79				
				Int2:	1:23.85	(15)						1.55				
				Int3:	1:35.57	(13)						1.83				
				Fin:	DNF											
24	DUBOVSKA Martina Kaestle	CZE	Run 1:	Int1:	14.16	(24)	I1-I2:	18.76	(37)	0.58						
				Int2:	32.92	(31)					I2-I3:	10.02	(40)	1.64		
				Int3:	42.94	(36)					I3-Fin:	11.85	(30)	2.22		
				Fin:	54.79	(33)								2.91		
			Total:	DNQ												
			25	POGNEAUX Chiara Rossignol	FRA	Run 1:	Int1:	14.25	(29)	I1-I2:	18.62	(27)	0.67			
Int2:	32.87	(30)					I2-I3:	9.68	(22)					1.59		
Int3:	42.55	(24)					I3-Fin:	12.15	(38)					1.83		
Fin:	54.70	(32)												2.82		
Total:	DNQ															
26	BRECHE Clarisse Rossignol	FRA				Run 1:	Int1:	14.09	(19)	I1-I2:			0.51			
			Int2:				I2-I3:									
			Int3:				I3-Fin:									
			Fin:	DNF												
			Total:	DNF												
			27	GRITSCH Franziska Blizzard	AUT	Run 1:	Int1:	14.36	(39)	I1-I2:	18.75	(36)	0.78			
Int2:	33.11	(36)					I2-I3:	9.86	(35)					1.83		
Int3:	42.97	(38)					I3-Fin:	11.87	(31)					2.25		
Fin:	54.84	(34)												2.96		
Total:	DNQ															

Courchevel (FRA)

7th Women's Slalom

THU 30 JAN 2025

PERFORMANCE ANALYSIS BY BIB

Start Time 20:00

Number of Competitors: 65 Number of NSAs: 18

Bib	Name Ski	NSA Code	Positions			Partials		Difference Time						
			Pos	Time	Rank	Pos	Time		Rank					
28	ARONSSON ELFMAN Hanna Rossignol	SWE	Run 1:	Int1:	14.56	(51)	I1-I2:	18.64	(29)	0.98				
				Int2:	33.20	(38)					I2-I3:	9.57	(16)	1.92
				Int3:	42.77	(30)					I3-Fin:	11.55	(13)	2.05
				Fin:	54.32	(24)								2.44
			Run 2:	Int1:	14.44	(22)	I1-I2:	15.62	(6)	0.55				
				Int2:	30.06	(11)					I2-I3:	11.50	(4)	0.72
				Int3:	41.56	(7)					I3-Fin:	11.30	(1)	0.37
				Fin:	52.86	(2)								0.13
			Total:	Int1:	1:08.76	(26)				2.44				
				Int2:	1:24.38	(21)					2.08			
				Int3:	1:35.88	(15)					2.14			
				Fin:	1:47.18	(12)					2.12			
			29	SMART Amelia Atomic	CAN	Run 1:	Int1:	14.40	(41)	I1-I2:	18.72	(35)	0.82	
Int2:	33.12	(37)					I2-I3:	9.75	(27)					1.84
Int3:	42.87	(34)					I3-Fin:							2.15
Fin:	DSQ													
Total:	DSQ													
30	BUCIK JOGAN Ana Salomon	SLO	Run 1:	Int1:	14.52	(48)	I1-I2:	18.55	(25)	0.94				
				Int2:	33.07	(34)					I2-I3:	9.81	(33)	1.79
				Int3:	42.88	(35)					I3-Fin:	11.50	(11)	2.16
				Fin:	54.38	(25)								2.50
			Run 2:	Int1:	14.35	(17)	I1-I2:	16.13	(25)	0.46				
				Int2:	30.48	(23)					I2-I3:	11.93	(23)	1.14
				Int3:	42.41	(22)					I3-Fin:	11.39	(4)	1.22
				Fin:	53.80	(16)								1.07
			Total:	Int1:	1:08.73	(25)				2.41				
				Int2:	1:24.86	(24)					2.56			
				Int3:	1:36.79	(24)					3.05			
				Fin:	1:48.18	(21)					3.12			
			31	HURT A J Head	USA	Run 1:	Int1:	14.08	(17)	I1-I2:	18.59	(26)	0.50	
Int2:	32.67	(23)					I2-I3:							1.39
Int3:							I3-Fin:							
Fin:	DNF													
Total:	DNF													
32	ROSSETTI Marta Head	ITA	Run 1:	Int1:	14.11	(21)	I1-I2:	18.53	(23)	0.53				
				Int2:	32.64	(19)					I2-I3:	9.91	(39)	1.36
				Int3:	42.55	(24)					I3-Fin:	11.64	(19)	1.83
				Fin:	54.19	(20)								2.31
			Run 2:	Int1:	13.89	(1)	I1-I2:	15.45	(1)	0.00				
				Int2:	29.34	(1)					I2-I3:			0.00
				Int3:							I3-Fin:			
				Fin:	DNF									
			Total:	Int1:	1:08.08	(16)				1.76				
				Int2:	1:23.53	(10)					1.23			
				Int3:										
				Fin:	DNF									
			33	DANIOTH Aline Head	SUI	Run 1:	Int1:	14.27	(32)	I1-I2:	19.28	(48)	0.69	
Int2:	33.55	(43)					I2-I3:	10.50	(47)					2.27
Int3:	44.05	(45)					I3-Fin:							3.33
Fin:	DNF													
Total:	DNF													

Courchevel (FRA)

7th Women's Slalom

THU 30 JAN 2025

PERFORMANCE ANALYSIS BY BIB

Start Time 20:00

Number of Competitors: 65 Number of NSAs: 18

Bib	Name Ski	NSA Code	Run	Positions			Partials		Difference Time	
				Pos	Time	Rank	Pos	Time		Rank
34	ALPHAND Estelle Head	SWE	Run 1:	Int1:	14.24	(28)	I1-I2:	18.37	(16)	0.66
				Int2:	32.61	(17)	I2-I3:	9.58	(17)	1.33
				Int3:	42.19	(16)	I3-Fin:	11.64	(19)	1.47
				Fin:	53.83	(16)				1.95
			Run 2:	Int1:	14.11	(6)	I1-I2:			0.22
				Int2:			I2-I3:			
				Int3:			I3-Fin:			
				Fin:	DNF					
			Total:	Int1:	1:07.94	(14)				1.62
				Int2:						
Int3:										
Fin:	DNF									
35	STOFFEL Elena Dynastar	SUI	Run 1:	Int1:	14.40	(41)	I1-I2:			0.82
				Int2:			I2-I3:			
				Int3:			I3-Fin:			
				Fin:	DNF					
			Total:		DNF					
36	HOEPLI Aline Head	SUI	Run 1:	Int1:	14.17	(25)	I1-I2:	18.44	(20)	0.59
				Int2:	32.61	(17)	I2-I3:	9.88	(38)	1.33
				Int3:	42.49	(22)	I3-Fin:	11.89	(32)	1.77
				Fin:	54.38	(25)				2.50
			Run 2:	Int1:	13.93	(2)	I1-I2:	15.54	(3)	0.04
				Int2:	29.47	(2)	I2-I3:	11.72	(13)	0.13
				Int3:	41.19	(1)	I3-Fin:	12.44	(25)	0.00
				Fin:	53.63	(13)				0.90
			Total:	Int1:	1:08.31	(19)				1.99
				Int2:	1:23.85	(15)				1.55
Int3:	1:35.57	(13)					1.83			
Fin:	1:48.01	(20)					2.95			
37	DELLA MEA Lara Fischer	ITA	Run 1:	Int1:	14.57	(53)	I1-I2:	18.66	(33)	0.99
				Int2:	33.23	(39)	I2-I3:	9.71	(24)	1.95
				Int3:	42.94	(36)	I3-Fin:	11.45	(8)	2.22
				Fin:	54.39	(27)				2.51
			Run 2:	Int1:	14.32	(16)	I1-I2:	16.03	(21)	0.43
				Int2:	30.35	(17)	I2-I3:	11.83	(19)	1.01
				Int3:	42.18	(19)	I3-Fin:	11.69	(15)	0.99
				Fin:	53.87	(18)				1.14
			Total:	Int1:	1:08.71	(24)				2.39
				Int2:	1:24.74	(23)				2.44
Int3:	1:36.57	(23)					2.83			
Fin:	1:48.26	(22)					3.20			

Courchevel (FRA)
PERFORMANCE ANALYSIS BY BIB

Number of Competitors: 65 Number of NSAs: 18

Bib	Name Ski	NSA Code	Positions Pos	Positions		Partials		Difference Time		
				Time	Rank	Time	Rank			
38	CHRISTEN Eliane Head	SUI	Run 1:	Int1:	14.25	(29)	I1-I2:	18.82	(39)	0.67
				Int2:	33.07	(34)	I2-I3:	9.59	(18)	1.79
				Int3:	42.66	(28)	I3-Fin:	11.58	(15)	1.94
				Fin:	54.24	(23)			2.36	
			Run 2:	Int1:	14.40	(20)	I1-I2:	16.65	(27)	0.51
				Int2:	31.05	(27)	I2-I3:	11.86	(20)	1.71
				Int3:	42.91	(25)	I3-Fin:	11.78	(17)	1.72
				Fin:	54.69	(24)			1.96	
			Total:	Int1:	1:08.64	(23)			2.32	
				Int2:	1:25.29	(27)			2.99	
				Int3:	1:37.15	(26)			3.41	
				Fin:	1:48.93	(25)			3.87	
			39	HILZINGER Jessica Head	GER	Run 1:	Int1:	14.66	(54)	I1-I2:
Int2:	32.98	(32)					I2-I3:	9.76	(28)	1.70
Int3:	42.74	(29)					I3-Fin:	11.91	(33)	2.02
Fin:	54.65	(31)							2.77	
Total:		DNQ								
40	HENSIEN Katie Rossignol	USA	Run 1:	Int1:	14.49	(47)	I1-I2:			0.91
				Int2:			I2-I3:			
				Int3:			I3-Fin:			
				Fin:		DNF				
			Total:		DNF					
41	MONDINELLI Emilia Salomon	ITA	Run 1:	Int1:	14.34	(37)	I1-I2:	18.65	(31)	0.76
				Int2:	32.99	(33)	I2-I3:	9.80	(31)	1.71
				Int3:	42.79	(31)	I3-Fin:			2.07
				Fin:		DNF				
			Total:		DNF					
42	CHEVRIER Marion Atomic	FRA	Run 1:	Int1:	14.36	(39)	I1-I2:	18.39	(17)	0.78
				Int2:	32.75	(26)	I2-I3:	9.76	(28)	1.47
				Int3:	42.51	(23)	I3-Fin:	11.71	(25)	1.79
				Fin:	54.22	(22)			2.34	
			Run 2:	Int1:	14.29	(13)	I1-I2:	15.81	(11)	0.40
				Int2:	30.10	(12)	I2-I3:	11.59	(8)	0.76
				Int3:	41.69	(9)	I3-Fin:	11.58	(8)	0.50
				Fin:	53.27	(7)			0.54	
			Total:	Int1:	1:08.51	(21)			2.19	
				Int2:	1:24.32	(19)			2.02	
				Int3:	1:35.91	(17)			2.17	
				Fin:	1:47.49	(14)			2.43	
			43	HOERHAGER Lisa Atomic	AUT	Run 1:	Int1:	14.42	(44)	I1-I2:
Int2:	33.29	(40)					I2-I3:	9.54	(14)	2.01
Int3:	42.83	(33)					I3-Fin:	11.79	(29)	2.11
Fin:	54.62	(30)							2.74	
Run 2:	Int1:	14.01				(3)	I1-I2:	15.71	(8)	0.12
	Int2:	29.72				(4)	I2-I3:	11.75	(15)	0.38
	Int3:	41.47				(4)	I3-Fin:	11.58	(8)	0.28
	Fin:	53.05				(4)			0.32	
Total:	Int1:	1:08.63				(22)			2.31	
	Int2:	1:24.34				(20)			2.04	
	Int3:	1:36.09				(19)			2.35	
	Fin:	1:47.67				(16)			2.61	

Courchevel (FRA)

7th Women's Slalom

THU 30 JAN 2025

PERFORMANCE ANALYSIS BY BIB

Start Time 20:00

Number of Competitors: 65 Number of NSAs: 18

Bib	Name Ski	NSA Code	Positions			Partials		Difference Time		
			Pos	Time	Rank	Pos	Time		Rank	
44	TSCHURTSCHENTHALER Vera Rossignol	ITA	Run 1:	Int1:	14.14	(23)	I1-I2:	18.65	(31)	0.56
				Int2:	32.79	(28)	I2-I3:	9.80	(31)	1.51
				Int3:	42.59	(27)	I3-Fin:	11.60	(16)	1.87
				Fin:	54.19	(20)				2.31
			Run 2:	Int1:			I1-I2:			
				Int2:			I2-I3:			
				Int3:			I3-Fin:			
				Fin:	DNF					
			Total:	Int1:						
				Int2:						
	Int3:									
	Fin:	DNF								
45	BRAENDLI Anuk Atomic	SUI	Run 1:	Int1:	14.54	(50)	I1-I2:	19.11	(45)	0.96
				Int2:	33.65	(44)	I2-I3:	10.14	(42)	2.37
				Int3:	43.79	(42)	I3-Fin:	12.14	(37)	3.07
				Fin:	55.93	(38)				4.05
			Total:		DNQ					
46	McFARLANE Caitlin Rossignol	FRA	Run 1:	Int1:	14.05	(14)	I1-I2:	18.15	(6)	0.47
				Int2:	32.20	(11)	I2-I3:	9.46	(11)	0.92
				Int3:	41.66	(9)	I3-Fin:			0.94
				Fin:	DNF					
			Total:		DNF					
47	ESCANÉ Doriane Rossignol	FRA	Run 1:	Int1:			I1-I2:			
				Int2:			I2-I3:			
				Int3:			I3-Fin:			
				Fin:	DNF					
			Total:		DNF					
48	HALLER Celina Nordica	ITA	Run 1:	Int1:	14.69	(56)	I1-I2:	19.06	(43)	1.11
				Int2:	33.75	(46)	I2-I3:	10.18	(43)	2.47
				Int3:	43.93	(43)	I3-Fin:	12.31	(39)	3.21
				Fin:	56.24	(39)				4.36
			Total:		DNQ					
49	LORENZI Lucrezia Rossignol	ITA	Run 1:	Int1:	14.30	(36)	I1-I2:			0.72
				Int2:			I2-I3:			
				Int3:			I3-Fin:			
				Fin:	DNF					
			Total:		DNF					
50	O BRIEN Nina Rossignol	USA	Run 1:	Int1:	14.35	(38)	I1-I2:			0.77
				Int2:			I2-I3:			
				Int3:			I3-Fin:			
				Fin:	DNF					
			Total:		DNF					

Number of Competitors: 65 Number of NSAs: 18

Bib	Name Ski	NSA Code	Positions Pos	Positions		Partials		Difference Time		
				Time	Rank	Time	Rank			
51	STJERNESUND Thea Louise Rossignol	NOR	Run 1:	Int1:	14.09	(19)	I1-I2:	18.62	(27)	0.51
				Int2:	32.71	(24)	I2-I3:	9.87	(36)	1.43
				Int3:	42.58	(26)	I3-Fin:	12.00	(36)	1.86
				Fin:	54.58	(29)			2.70	
			Run 2:	Int1:	14.23	(10)	I1-I2:	16.11	(24)	0.34
				Int2:	30.34	(16)	I2-I3:	11.89	(21)	1.00
				Int3:	42.23	(20)	I3-Fin:	11.80	(19)	1.04
				Fin:	54.03	(20)			1.30	
			Total:	Int1:	1:08.81	(27)			2.49	
				Int2:	1:24.92	(25)			2.62	
Int3:	1:36.81	(25)				3.07				
Fin:	1:48.61	(23)				3.55				
52	MIJARES RUF Carla Fischer	AND	Run 1:	Int1:			I1-I2:			
				Int2:			I2-I3:			
				Int3:			I3-Fin:			
				Fin:	DNF					
			Total:					DNF		
53	BARUZZI FARRIOL Francesca Rossignol	ARG	Run 1:	Int1:	14.28	(33)	I1-I2:			0.70
				Int2:			I2-I3:			
				Int3:			I3-Fin:			
				Fin:	DNF					
			Total:					DNF		
54	LAPANJA Lila Stoeckli	SLO	Run 1:	Int1:	15.51	(61)	I1-I2:	19.91	(50)	1.93
				Int2:	35.42	(50)	I2-I3:			4.14
				Int3:			I3-Fin:			
				Fin:	DNF					
			Total:					DNF		
55	ASTNER Nina Fischer	AUT	Run 1:	Int1:	14.73	(57)	I1-I2:	19.09	(44)	1.15
				Int2:	33.82	(48)	I2-I3:	10.21	(44)	2.54
				Int3:	44.03	(44)	I3-Fin:	12.53	(42)	3.31
				Fin:	56.56	(41)			4.68	
			Total:					DNQ		
56	FERMBAECK Elsa Rossignol	SWE	Run 1:	Int1:	15.03	(59)	I1-I2:			1.45
				Int2:			I2-I3:			
				Int3:			I3-Fin:			
				Fin:	DNF					
			Total:					DNF		
57	COLLOMB Giorgia Rossignol	ITA	Run 1:	Int1:	14.41	(43)	I1-I2:	19.01	(42)	0.83
				Int2:	33.42	(41)	I2-I3:	9.84	(34)	2.14
				Int3:	43.26	(40)	I3-Fin:	11.92	(34)	2.54
				Fin:	55.18	(37)			3.30	
			Total:					DNQ		
58	MAARSTOEL Andrine Head	NOR	Run 1:	Int1:	14.68	(55)	I1-I2:	19.13	(46)	1.10
				Int2:	33.81	(47)	I2-I3:	10.27	(45)	2.53
				Int3:	44.08	(46)	I3-Fin:	12.32	(40)	3.36
				Fin:	56.40	(40)			4.52	
			Total:					DNQ		

Courchevel (FRA)

7th Women's Slalom

FIS WORLD CUP STANDINGS

16 NOV 2024 Levi (FIN)

23 NOV 2024 Gurgl (AUT)

1 DEC 2024 Killington (USA)

29 DEC 2024 Semmering (AUT)

5 JAN 2025 Kranjska Gora (SLO)

14 JAN 2025 Flachau (AUT)

30 JAN 2025 Courchevel (FRA)

Number of Competitors: 49, Number of NSAs: 14

Rank	FIS Code	Name	NSA Code	1	2	3	4	5	6	7	WC Points	Diff.
1	516562	RAST Camille	SUI	45	60	100	50	50	100	45	450	
2	385116	LJUTIC Zrinka	CRO	40	29	40	100	100	-	100	409	41
3	516280	HOLDENER Wendy	SUI	15	50	80	40	80	80	-	345	105
4	56388	LIENSBERGER Katharina	AUT	80	36	29	60	29	50	50	334	116
5	206355	DUERR Lena	GER	60	45	50	80	-	26	60	321	129
6	506399	HECTOR Sara	SWE	12	32	22	45	40	60	80	291	159
7	516528	MEILLARD Melanie	SUI	36	26	45	36	45	45	36	269	181
8	506146	SWENN LARSSON Anna	SWE	50	16	80	-	60	36	7	249	201
9	6535237	SHIFFRIN Mikaela	USA	100	100	-	-	-	-	26	226	224
10	805009	COLTURI Lara	ALB	-	80	32	18	20	20	40	210	240
11	565463	SLOKAR Andreja	SLO	-	22	26	29	36	-	29	142	308
12	56253	HUBER Katharina	AUT	-	22	20	26	24	16	32	140	310
13	539909	MOLTZAN Paula	USA	32	40	-	-	11	40	-	123	327
14	107427	ST-GERMAIN Laurence	CAN	26	24	36	7	-	24	-	117	333
15	56315	TRUPPE Katharina	AUT	12	-	24	20	32	-	24	112	338
16	426100	HOLTMANN Mina Fuerst	NOR	-	7	18	16	18	29	12	100	350
17	507168	AICHER Emma	GER	29	-	-	32	-	32	-	93	357
18	507325	OEHLUND Cornelia	SWE	14	18	7	15	15	22	-	91	359
19	198176	LAMURE Marie	FRA	24	-	14	11	26	-	13	88	362
20	565491	DVORNIK Neja	SLO	16	12	13	-	14	10	14	79	371
21	507109	ARONSSON ELFMAN Hanna	SWE	18	-	10	14	-	6	22	70	380
22	198177	BRECHE Clarisse	FRA	22	8	5	8	4	18	-	65	385
23	299699	PETERLINI Martina	ITA	14	11	-	-	7	12	16	60	390
24	516553	CHRISTEN Eliane	SUI	-	-	-	22	16	-	6	44	406
25	56392	GRITSCH Franziska	AUT	-	-	6	24	12	-	-	42	408
26	516619	HOEPLI Aline	SUI	-	-	16	-	-	7	11	34	416
27	107798	NULLMEYER Ali	CAN	-	13	-	-	-	-	20	33	417
28	197616	ALPHAND Estelle	SWE	-	14	-	-	5	13	-	32	418
29	516284	GISIN Michelle	SUI	7	-	12	-	3	8	-	30	420
30	155728	DUBOVSKA Martina	CZE	-	9	-	12	8	-	-	29	421
30	565401	BUCIK JOGAN Ana	SLO	9	-	-	10	-	-	10	29	421
32	198215	POGNEAUX Chiara	FRA	-	5	11	6	6	-	-	28	422
33	385096	POPOVIC Leona	CRO	20	6	-	-	-	-	-	26	424
33	107747	SMART Amelia	CAN	8	-	-	4	-	14	-	26	424
35	6295075	DELLA MEA Lara	ITA	-	-	-	-	-	15	9	24	426
35	56550	HOERHAGER Lisa	AUT	-	-	9	-	-	-	15	24	426
37	6536171	HENSIEN Katie	USA	-	-	-	-	22	-	-	22	428
38	56367	GALLHUBER Katharina	AUT	6	15	-	-	-	-	-	21	429
39	198164	CHEVRIER Marion	FRA	-	-	-	-	-	-	18	18	432
39	355061	HILZINGER Jessica	GER	-	-	8	-	10	-	-	18	432
41	426193	STJERNESUND Th.	NOR	-	-	-	9	-	-	8	17	433
42	6296778	COLLOMB Giorgia	ITA	-	-	15	-	-	-	-	15	435
42	516783	MAECHLER Janine	SUI	-	-	-	5	10	-	-	15	435
44	6536392	HURT A J	USA	-	-	-	13	-	-	-	13	437
44	516426	STOFFEL Elena	SUI	-	-	-	-	13	-	-	13	437
46	6535773	O BRIEN Nina	USA	-	-	-	-	-	11	-	11	439
47	555072	GERMANE Dzenifera	LAT	10	-	-	-	-	-	-	10	440
47	6296075	SOLA Beatrice	ITA	-	10	-	-	-	-	-	10	440
49	198253	McFARLANE Caitlin	FRA	-	-	-	-	-	9	-	9	441

Legend:	-	No points	Diff.	Time difference	WC	World Cup
----------------	---	-----------	-------	-----------------	----	-----------

Courchevel (FRA)

7th Women's Slalom

OVERALL FIS WORLD CUP STANDINGS

Number of Competitors: 113, Number of NSAs: 18

Rank	FIS Code	Name	NSA Code	WC Points	Diff.	DH 4 races	SL 7 races	GS 5 races	SG 5 races
1	297601	BRIGNONE Federica	ITA	799		289 (1)	-	200 (3)	310 (2)
2	516138	GUT-BEHRAMI Lara	SUI	729	70	175 (4)	-	169 (8)	385 (1)
3	516562	RAST Camille	SUI	607	192	-	450 (1)	157 (9)	-
4	385116	LJUTIC Zrinka	CRO	601	198	-	409 (2)	192 (5)	-
5	506399	HECTOR Sara	SWE	587	212	-	291 (6)	296 (2)	-
6	298323	GOGGIA Sofia	ITA	551	248	260 (2)	-	45 (26)	246 (3)
7	516280	HOLDENER Wendy	SUI	412	387	-	345 (3)	67 (16)	-
8	805009	COLTURI Lara	ALB	408	391	-	210 (10)	198 (4)	-
9	426257	LIE Kajsa Vickhoff	NOR	402	397	142 (5)	-	53 (21)	207 (4)
10	56128	HUETTER Cornelia	AUT	395	404	208 (3)	-	-	187 (6)
11	415232	ROBINSON Alice	NZL	385	414	4 (39)	-	300 (1)	81 (16)
12	206355	DUERR Lena	GER	371	428	-	321 (5)	50 (23)	-
13	56388	LIENSBERGER Katharina	AUT	366	433	-	334 (4)	32 (31)	-
14	6536821	MACUGA Lauren	USA	334	465	134 (6)	-	-	200 (5)
15	539909	MOLTZAN Paula	USA	297	502	-	123 (13)	174 (7)	-
16	516319	SUTER Corinne	SUI	279	520	131 (8)	-	-	148 (8)
17	6535237	SHIFFRIN Mikaela	USA	271	528	-	226 (9)	45 (26)	-
18	516528	MEILLARD Melanie	SUI	269	530	-	269 (7)	-	-
19	299624	PIROVANO Laura	ITA	260	539	124 (9)	-	-	136 (10)
20	506146	SWENN LARSSON Anna	SWE	249	550	-	249 (8)	-	-
21	56174	HAASER Ricarda	AUT	239	560	53 (20)	-	84 (15)	102 (13)
22	56177	VENIER Stephanie	AUT	233	566	92 (11)	-	-	141 (9)
23	299276	BASSINO Marta	ITA	231	568	71 (15)	-	56 (20)	104 (12)
24	155763	LEDECKA Ester	CZE	229	570	132 (7)	-	-	97 (14)
25	426193	STJERNESUND Th.	NOR	209	590	-	17 (41)	192 (5)	-
26	297910	CURTONI Elena	ITA	208	591	35 (25)	-	-	173 (7)
27	56256	RAEDLER Ariane	AUT	205	594	88 (12)	-	-	117 (11)
28	565491	DVORNIK Neja	SLO	177	622	-	79 (20)	98 (13)	-
28	507168	AICHER Emma	GER	177	622	-	93 (17)	19 (37)	65 (19)
30	516284	GISIN Michelle	SUI	164	635	56 (19)	30 (29)	20 (33)	58 (22)
31	6535773	O BRIEN Nina	USA	153	646	-	11 (46)	142 (11)	-
32	426100	HOLTMANN Mina Fuerst	NOR	152	647	-	100 (16)	52 (22)	-
33	56416	SCHEIB Julia	AUT	150	649	-	-	150 (10)	-
34	206668	WEIDLE-WINKELMANN Kira	GER	146	653	65 (17)	-	-	81 (16)
35	565463	SLOKAR Andreja	SLO	142	657	-	142 (11)	-	-
36	56253	HUBER Katharina	AUT	140	659	-	140 (12)	-	-
37	537544	VONN Lindsey	USA	139	660	51 (21)	-	-	88 (15)
38	107613	GRENIER Valerie	CAN	137	662	10 (36)	-	111 (12)	16 (33)
39	565360	STUHEC Ilka	SLO	131	668	78 (14)	-	-	53 (24)
40	56125	PUCHNER Mirjam	AUT	128	671	70 (16)	-	-	58 (22)
41	516766	BLANC Malorie	SUI	126	673	87 (13)	-	-	39 (26)
42	6535455	JOHNSON Breezy	USA	123	676	103 (10)	-	-	20 (31)
43	107427	ST-GERMAIN Laurence	CAN	117	682	-	117 (14)	-	-
44	197497	MIRADOLI Romane	FRA	112	687	32 (26)	-	-	80 (18)
44	56315	TRUPPE Katharina	AUT	112	687	-	112 (15)	-	-
46	6536171	HENSIEN Katie	USA	109	690	-	22 (37)	87 (14)	-
47	507325	OEHLUND Cornelia	SWE	91	708	-	91 (18)	-	-
48	565401	BUCIK JOGAN Ana	SLO	89	710	-	29 (30)	60 (19)	-
49	198176	LAMURE Marie	FRA	88	711	-	88 (19)	-	-
50	198177	BRECHE Clarisse	FRA	80	719	-	65 (22)	15 (39)	-
51	299383	MELESI Roberta	ITA	78	721	13 (33)	-	3 (48)	62 (20)
52	197616	ALPHAND Estelle	SWE	77	722	-	32 (28)	45 (26)	-
53	197641	GAUCHE Laura	FRA	73	726	50 (22)	-	-	23 (29)
54	507109	ARONSSON ELFMAN Hanna	SWE	70	729	-	70 (21)	-	-
55	539536	WILES Jacqueline	USA	69	730	62 (18)	-	-	7 (43)
56	56258	AGER Christina	AUT	68	731	41 (24)	-	-	27 (27)
57	6536213	CASHMAN Keely	USA	65	734	3 (41)	-	-	62 (20)
57	6295075	DELLA MEA Lara	ITA	65	734	-	24 (35)	41 (29)	-
59	6536392	HURT A J	USA	63	736	-	13 (44)	50 (23)	-
59	435334	GASIENICA-DANI.	POL	63	736	-	-	63 (17)	-
61	108461	RICHARDSON Britt	CAN	62	737	-	-	62 (18)	-
61	56392	GRITSCH Franziska	AUT	62	737	-	42 (25)	20 (33)	-
63	299699	PETERLINI Martina	ITA	60	739	-	60 (23)	-	-
64	56217	BRUNNER Stephanie	AUT	52	747	-	-	50 (23)	2 (47)

Courchevel (FRA)


7th Women's Slalom

OVERALL FIS WORLD CUP STANDINGS

Number of Competitors: 113, Number of NSAs: 18

Rank	FIS Code	Name	NSA Code	WC Points	Diff.	DH 4 races	SL 7 races	GS 5 races	SG 5 races
65	299363	ZENERE Asja	ITA	51	748	-	-	40 (30)	11 (40)
66	56328	ORTLIEB Nina	AUT	47	752	45 (23)	-	-	2 (47)
66	198029	CLEMENT Karen	FRA	47	752	4 (39)	-	-	43 (25)
68	516553	CHRISTEN Eliane	SUI	44	755	-	44 (24)	-	-
69	299466	DELAGO Nicol	ITA	42	757	29 (27)	-	-	13 (35)
70	426324	MONSEN Marte	NOR	40	759	28 (28)	-	-	12 (38)
71	516394	SUTER Jasmina	SUI	36	763	15 (32)	-	-	21 (30)
72	516619	HOEPLI Aline	SUI	34	765	-	34 (26)	-	-
73	107798	NULLMEYER Ali	CAN	33	766	-	33 (27)	-	-
73	516219	MING-NUFER Priska	SUI	33	766	27 (29)	-	-	6 (45)
75	516611	SCHMITT Janine	SUI	30	769	12 (34)	-	-	18 (32)
76	155728	DUBOVSKA Martina	CZE	29	770	-	29 (30)	-	-
77	198215	POGNEAUX Chiara	FRA	28	771	-	28 (32)	-	-
78	6296778	COLLOMB Giorgia	ITA	27	772	-	15 (42)	12 (40)	-
79	385096	POPOVIC Leona	CRO	26	773	-	26 (33)	-	-
79	107747	SMART Amelia	CAN	26	773	-	26 (33)	-	-
79	516705	DURRER Delia	SUI	26	773	16 (31)	-	-	10 (42)
79	516185	HAEHLEN Joana	SUI	26	773	1 (43)	-	-	25 (28)
79	6295352	GHISALBERTI Ilaria	ITA	26	773	-	-	26 (32)	-
84	56550	HOERHAGER Lisa	AUT	24	775	-	24 (35)	-	-
85	56551	EGGER Magdalena	AUT	23	776	11 (35)	-	-	12 (38)
86	715171	MUZAFERIJA Elvedina	BIH	22	777	6 (37)	-	-	16 (33)
87	56367	GALLHUBER Katharina	AUT	21	778	-	21 (38)	-	-
88	507155	NYBERG Lisa	SWE	20	779	-	-	20 (33)	-
88	197651	DIREZ Clara	FRA	20	779	-	-	20 (33)	-
90	516268	WILD Simone	SUI	19	780	-	-	19 (37)	-
91	198164	CHEVRIER Marion	FRA	18	781	-	18 (39)	-	-
91	299630	DELAGO Nadia	ITA	18	781	18 (30)	-	-	-
91	355061	HILZINGER Jessica	GER	18	781	-	18 (39)	-	-
94	56417	FEST Nadine	AUT	16	783	5 (38)	-	-	11 (40)
95	516783	MAECHLER Janine	SUI	15	784	-	15 (42)	-	-
96	516426	STOFFEL Elena	SUI	13	786	-	13 (44)	-	-
96	197956	CERUTTI Camille	FRA	13	786	-	-	-	13 (35)
96	6535765	MANGAN Tricia	USA	13	786	-	-	-	13 (35)
99	108077	GRAY Cassidy	CAN	11	788	-	-	11 (41)	-
99	426486	SYLVESTER-DAVIK	NOR	11	788	-	-	11 (41)	-
101	555072	GERMANE Dzenifera	LAT	10	789	-	10 (47)	-	-
101	6296075	SOLA Beatrice	ITA	10	789	-	10 (47)	-	-
103	198253	McFARLANE Caitlin	FRA	9	790	-	9 (49)	-	-
103	6295745	BERNARDI Vicky	ITA	9	790	2 (42)	-	-	7 (43)
105	6537468	BOCOCK Elisabeth	USA	8	791	-	-	8 (43)	-
106	206793	DORIGO Fabiana	GER	7	792	-	-	7 (44)	-
106	426187	LYSDAHL Kristin	NOR	7	792	-	-	7 (44)	-
108	435432	LUCZAK Magdalena	POL	5	794	-	-	5 (46)	-
109	516407	KASPER Vanessa	SUI	4	795	-	-	4 (47)	-
109	56509	GRILL Lisa	AUT	4	795	-	-	-	4 (46)
111	56673	OLIVIER Victoria	AUT	2	797	-	-	2 (49)	-
112	6296280	THALER Sara	ITA	1	798	1 (43)	-	-	-
112	35222	BARUZZI FARRIOL	ARG	1	798	-	-	1 (50)	-

Legend:	No points	DH	Downhill	Diff.	Time difference	GS	Giant Slalom
SG	Super-G	SL	Slalom	WC	World Cup		

Courchevel (FRA)

7th Women's Slalom

FIS WCSL LIST


16 NOV 2024 Levi (FIN)

23 NOV 2024 Gurgl (AUT)

1 DEC 2024 Killington (USA)

29 DEC 2024 Semmering (AUT)

5 JAN 2025 Kranjska Gora (SLO)

14 JAN 2025 Flachau (AUT)

30 JAN 2025 Courchevel (FRA)

Number of Competitors: 66, Number of NSAs: 18

Rank	FIS Code	Name	NSA Code	1	2	3	4	5	6	7	Base	- X	+ Y =	WCSL-SL
1	516562	RAST Camille	SUI	45	60	100	50	50	100	45	290	185	450	555
2	6535237	SHIFFRIN Mikaela	USA	100	100	-	-	-	-	26	830	528	226	528
3	385116	LJUTIC Zrinka	CRO	40	29	40	100	100	-	100	321	204	409	526
4	206355	DUERR Lena	GER	60	45	50	80	-	26	60	508	323	321	506
5	516280	HOLDENER Wendy	SUI	15	50	80	40	80	80	-	321	204	345	462
6	56388	LIENSBERGER Katharina	AUT	80	36	29	60	29	50	50	325	207	334	452
7	506399	HECTOR Sara	SWE	12	32	22	45	40	60	80	339	216	291	414
8	506146	SWENN LARSSON Anna	SWE	50	16	80	-	60	36	7	395	251	249	393
9	516528	MEILLARD Melanie	SUI	36	26	45	36	45	45	36	187	119	269	337
10	805009	COLTURI Lara	ALB	-	80	32	18	20	20	40	86	55	210	241
11	56253	HUBER Katharina	AUT	-	22	20	26	24	16	32	272	173	140	239
12	539909	MOLTZAN Paula	USA	32	40	-	-	11	40	-	237	151	123	209
13	56315	TRUPPE Katharina	AUT	12	-	24	20	32	-	24	200	127	112	185
14	705423	VLHOVA Petra	SVK	-	-	-	-	-	-	-	505	321	-	184
15	565463	SLOKAR Andreja	SLO	-	22	26	29	36	-	29	114	73	142	183
16	516284	GISIN Michelle	SUI	7	-	12	-	3	8	-	418	266	30	182
17	426100	HOLTMANN Mina Fuerst	NOR	-	7	18	16	18	29	12	179	114	100	165
18	107427	ST-GERMANN Laurence	CAN	26	24	36	7	-	24	-	84	53	117	148
19	565491	DVORNIK Neja	SLO	16	12	13	-	14	10	14	159	101	79	137
20	107798	NULLMEYER Ali	CAN	-	13	-	-	-	-	20	246	157	33	122
21	507168	AICHER Emma	GER	29	-	-	32	-	32	-	53	34	93	112
22	198176	LAMURE Marie	FRA	24	-	14	11	26	-	13	60	38	88	110
22	507325	OEHLUND Cornelia	SWE	14	18	7	15	15	22	-	52	33	91	110
24	299699	PETERLINI Martina	ITA	14	11	-	-	7	12	16	116	74	60	102
25	385096	POPOVIC Leona	CRO	20	6	-	-	-	-	-	183	116	26	93
26	507109	ARONSSON ELFMAN Hanna	SWE	18	-	10	14	-	6	22	40	25	70	85
27	56367	GALLHUBER Katharina	AUT	6	15	-	-	-	-	-	162	103	21	80
28	198177	BRECHER Clarisse	FRA	22	8	5	8	4	18	-	21	13	65	73
29	155728	DUBOVSKA Martina	CZE	-	9	-	12	8	-	-	113	72	29	70
30	56392	GRITSCH Franziska	AUT	-	-	6	24	12	-	-	72	46	42	68
30	198215	POGNEAUX Chiara	FRA	-	5	11	6	6	-	-	110	70	28	68
32	555072	GERMANE Dzenifera	LAT	10	-	-	-	-	-	-	145	92	10	63
33	565401	BUCIK JOGAN Ana	SLO	9	-	-	10	-	-	10	79	50	29	58
34	107747	SMART Amelia	CAN	8	-	-	4	-	14	-	64	41	26	49
35	516553	CHRISTEN Eliane	SUI	-	-	-	22	16	-	6	-	-	44	44
36	197616	ALPHAND Estelle	SWE	-	14	-	-	5	13	-	27	17	32	42
37	426193	STJERNESUND Th.	NOR	-	-	-	9	-	-	8	62	39	17	40
38	6295075	DELLA MEA Lara	ITA	-	-	-	-	-	15	9	37	24	24	37
38	6536392	HURT A J	USA	-	-	-	13	-	-	-	66	42	13	37
40	516619	HOEPLI Aline	SUI	-	-	16	-	-	7	11	-	-	34	34
41	198164	CHEVRIER Marion	FRA	-	-	-	-	-	-	18	39	25	18	32
42	516530	GOOD Nicole	SUI	-	-	-	-	-	-	-	79	50	-	29
43	56550	HOERHAGER Lisa	AUT	-	-	9	-	-	-	15	10	6	24	28
44	516426	STOFFEL Elena	SUI	-	-	-	-	13	-	-	34	22	13	25
45	355061	HILZINGER Jessica	GER	-	-	8	-	10	-	-	16	10	18	24
45	6295165	ROSSETTI Marta	ITA	-	-	-	-	-	-	-	67	43	-	24
47	6536171	HENSIEN Katie	USA	-	-	-	-	22	-	-	-	-	22	22
48	426187	LYSDAHL Kristin	NOR	-	-	-	-	-	-	-	51	32	-	19
48	426043	TVIBERG Maria Therese	NOR	-	-	-	-	-	-	-	52	33	-	19
48	516504	DANIOTH Aline	SUI	-	-	-	-	-	-	-	52	33	-	19
51	6296778	COLLOMB Giorgia	ITA	-	-	15	-	-	-	-	-	-	15	15
51	516783	MAECHLER Janine	SUI	-	-	-	5	10	-	-	-	-	15	15
53	56344	SPORER Marie-Therese	AUT	-	-	-	-	-	-	-	33	21	-	12

Courchevel (FRA)

7th Women's Slalom

FIS WCSL LIST



Number of Competitors: 66, Number of NSAs: 18

Rank	FIS Code	Name	NSA Code	1	2	3	4	5	6	7	Base	- X	+ Y =	WCSL-SL
53	405172	WESTHOFF Bianca Bakke	NOR	-	-	-	-	-	-	-	33	21	-	12
55	6535773	O BRIEN Nina	USA	-	-	-	-	-	11	-	-	-	11	11
55	198253	McFARLANE Caitlin	FRA	-	-	-	-	-	9	-	5	3	9	11
57	6296075	SOLA Beatrice	ITA	-	10	-	-	-	-	-	-	-	10	10
58	426285	MAARSTOEL Andrine	NOR	-	-	-	-	-	-	-	26	17	-	9
59	299822	TSCHURTSCHENTH.	ITA	-	-	-	-	-	-	-	13	8	-	5
60	299939	LORENZI Lucrezia	ITA	-	-	-	-	-	-	-	10	6	-	4
61	45423	HOFFMAN Madison	AUS	-	-	-	-	-	-	-	6	4	-	2
62	297601	BRIGNONE Federica	ITA	-	-	-	-	-	-	-	4	3	-	1
62	56217	BRUNNER Stephanie	AUT	-	-	-	-	-	-	-	3	2	-	1
62	307493	ANDO Asa	JPN	-	-	-	-	-	-	-	4	3	-	1
62	539927	LAPANJA Lila	SLO	-	-	-	-	-	-	-	4	3	-	1
62	516560	LINGG Charlotte	LIE	-	-	-	-	-	-	-	2	1	-	1

Number of competitors per NSA in the top 60

ALB:	1	AUT:	7	CAN:	3	CRO:	2	CZE:	1	FRA:	5
GER:	3	ITA:	7	LAT:	1	NOR:	6	SLO:	3	SUI:	10
SVK:	1	SWE:	5	USA:	5						

Legend:	
-	No points
Base	Last season FIS World Cup Start List points
WCSL-SL	FIS World Cup Start List points for Slalom
X	(Base/number of planned races in the current season) *(number of completed races in the current season)
Y	FIS World Cup points won in the current season

Courchevel (FRA)

7th Women's Slalom

OVERALL FIS WCSL LIST

Number of Competitors: 149, Number of NSAs: 23

Rank	FIS Code	Name	NSA Code	WCSL	Diff.	DH 4 races	SL 7 races	GS 5 races	SG 5 races
1	516138	GUT-BEHRAMI Lara	SUI	1643		380 (4)	-	590 (3)	673 (1)
2	297601	BRIGNONE Federica	ITA	1638	5	445 (2)	1 (62)	609 (2)	583 (2)
3	506399	HECTOR Sara	SWE	1028	615	-	414 (7)	614 (1)	-
4	298323	GOGGIA Sofia	ITA	975	668	454 (1)	-	157 (17)	364 (5)
5	6535237	SHIFFRIN Mikaela	USA	888	755	56 (30)	528 (2)	279 (9)	25 (37)
6	56128	HUETTER Cornelia	AUT	874	769	429 (3)	-	-	445 (3)
7	385116	LJUTIC Zrinka	CRO	848	795	-	526 (3)	322 (6)	-
8	516562	RAST Camille	SUI	779	864	-	555 (1)	224 (12)	-
9	415232	ROBINSON Alice	NZL	733	910	17 (42)	-	568 (4)	148 (17)
10	426257	LIE Kajsa Vickhoff	NOR	685	958	232 (8)	-	78 (31)	375 (4)
11	299276	BASSINO Marta	ITA	625	1018	202 (12)	-	197 (13)	226 (11)
12	56177	VENIER Stephanie	AUT	615	1028	284 (5)	-	-	331 (6)
13	516280	HOLDENER Wendy	SUI	577	1066	-	462 (5)	100 (28)	15 (47)
14	206355	DUERR Lena	GER	561	1082	-	506 (4)	55 (34)	-
15	56388	LIENSBERGER Katharina	AUT	551	1092	-	452 (6)	99 (29)	-
16	539909	MOLTZAN Paula	USA	512	1131	-	209 (12)	303 (7)	-
17	516284	GISIN Michelle	SUI	509	1134	120 (23)	182 (16)	68 (32)	139 (18)
18	805009	COLTURI Lara	ALB	502	1141	-	241 (10)	261 (11)	-
19	516319	SUTER Corinne	SUI	471	1172	242 (7)	-	-	229 (10)
20	297910	CURTONI Elena	ITA	464	1179	169 (14)	-	-	295 (7)
21	299624	PURVANO Laura	ITA	454	1189	244 (6)	-	-	210 (12)
22	6536821	MACUGA Lauren	USA	441	1202	157 (17)	-	-	284 (8)
23	155763	LEDECKA Ester	CZE	420	1223	180 (13)	-	-	240 (9)
24	56125	PUCHNER Mirjam	AUT	406	1237	209 (10)	-	-	197 (13)
25	426193	STJERNESUND Th.	NOR	399	1244	-	40 (37)	359 (5)	-
26	56256	RAEDLER Ariane	AUT	397	1246	205 (11)	-	-	192 (14)
27	506146	SWENN LARSSON Anna	SWE	393	1250	-	393 (8)	-	-
28	107613	GRENIER Valerie	CAN	369	1274	43 (35)	-	289 (8)	37 (34)
29	516528	MEILLARD Melanie	SUI	357	1286	-	337 (9)	20 (48)	-
30	425929	MOWINCKEL Ragnhild	NOR	352	1291	111 (24)	-	118 (23)	123 (19)
31	206668	WEIDLE-WINKELMANN Kira	GER	347	1296	156 (18)	-	-	191 (15)
32	705423	VLHOVA Petra	SVK	346	1297	-	184 (14)	162 (15)	-
33	426100	HOLTMANN Mina Fuerst	NOR	322	1321	-	165 (17)	157 (17)	-
34	56174	HAASER Ricarda	AUT	304	1339	56 (30)	-	133 (20)	115 (20)
35	565360	STUHEC Ilka	SLO	295	1348	212 (9)	-	-	83 (25)
36	56416	SCHEIB Julia	AUT	273	1370	-	-	273 (10)	-
37	507168	AICHER Emma	GER	270	1373	31 (37)	112 (21)	36 (39)	91 (22)
38	565491	DVORNIK Neja	SLO	265	1378	-	137 (19)	128 (21)	-
39	197497	MIRADOLI Romane	FRA	245	1398	58 (29)	-	-	187 (16)
40	56253	HUBER Katharina	AUT	239	1404	-	239 (11)	-	-
41	197641	GAUCHE Laura	FRA	228	1415	139 (20)	-	-	89 (23)
42	516248	FLURY Jasmine	SUI	199	1444	153 (19)	-	-	46 (32)
43	6536392	HURT A J	USA	197	1446	-	37 (38)	160 (16)	-
44	56315	TRUPPE Katharina	AUT	193	1450	-	185 (13)	8 (52)	-
45	56392	GRITSCH Franziska	AUT	191	1452	-	68 (30)	108 (25)	15 (47)
46	56258	AGER Christina	AUT	189	1454	123 (22)	-	-	66 (27)
47	565463	SLOKAR Andreja	SLO	183	1460	-	183 (15)	-	-
48	56328	ORTLIEB Nina	AUT	180	1463	162 (16)	-	-	18 (44)
49	6535773	O BRIEN Nina	USA	178	1465	-	11 (55)	167 (14)	-
50	539536	WILES Jacqueline	USA	176	1467	164 (15)	-	-	12 (53)
51	299383	MELESI Roberta	ITA	165	1478	17 (42)	-	37 (38)	111 (21)
52	565401	BUCIK JOGAN Ana	SLO	164	1479	-	58 (33)	106 (27)	-
53	299466	DELAGO Nicol	ITA	162	1481	139 (20)	-	-	23 (39)
54	56217	BRUNNER Stephanie	AUT	153	1490	-	1 (62)	146 (19)	6 (61)
55	107427	ST-GERMAIN Laurence	CAN	148	1495	-	148 (18)	-	-
56	516219	MING-NUFER Priska	SUI	143	1500	109 (25)	-	-	34 (35)
57	516185	HAEHLEN Joana	SUI	142	1501	70 (28)	-	-	72 (26)
58	537544	VONN Lindsey	USA	139	1504	51 (32)	-	-	88 (24)
59	435334	GASIENICA-DANI.	POL	130	1513	-	-	115 (24)	15 (47)
60	197651	DIREZ Clara	FRA	128	1515	-	-	128 (21)	-
61	516766	BLANC Malorie	SUI	126	1517	87 (27)	-	-	39 (33)
62	6535455	JOHNSON Breezy	USA	123	1520	103 (26)	-	-	20 (42)
63	107798	NULLMEYER Ali	CAN	122	1521	-	122 (20)	-	-
64	198176	LAMURE Marie	FRA	110	1533	-	110 (22)	-	-

Courchevel (FRA)

7th Women's Slalom

OVERALL FIS WCSL LIST

Number of Competitors: 149, Number of NSAs: 23

Rank	FIS Code	Name	NSA Code	WCSL	Diff.	DH 4 races	SL 7 races	GS 5 races	SG 5 races
64	507325	OEHLUND Cornelia	SWE	110	1533	-	110 (22)	-	-
66	6536171	HENSIEN Katie	USA	109	1534	-	22 (47)	87 (30)	-
67	108461	RICHARDSON Britt	CAN	108	1535	-	-	108 (25)	-
68	299699	PETERLINI Martina	ITA	102	1541	-	102 (24)	-	-
69	715171	MUZAFERIJA Elvedina	BIH	101	1542	44 (34)	-	-	57 (30)
70	197616	ALPHAND Estelle	SWE	96	1547	-	42 (36)	54 (35)	-
71	385096	POPOVIC Leona	CRO	93	1550	-	93 (25)	-	-
72	198177	BRECHE Clarisse	FRA	88	1555	-	73 (28)	15 (49)	-
73	507109	ARONSSON ELFMAN Hanna	SWE	85	1558	-	85 (26)	-	-
74	6295075	DELLA MEA Lara	ITA	82	1561	-	37 (38)	45 (37)	-
74	516705	DURRER Delia	SUI	82	1561	48 (33)	-	-	34 (35)
76	56367	GALLHUBER Katharina	AUT	80	1563	-	80 (27)	-	-
77	516394	SUTER Jasmina	SUI	79	1564	17 (42)	-	6 (56)	56 (31)
78	6536213	CASHMAN Keely	USA	75	1568	10 (48)	-	-	65 (28)
79	299363	ZENERE Asja	ITA	74	1569	-	-	63 (33)	11 (58)
80	155728	DUBOVSKA Martina	CZE	70	1573	-	70 (29)	-	-
81	198029	CLEMENT Karen	FRA	69	1574	10 (48)	-	-	59 (29)
82	198215	POGNEAUX Chiara	FRA	68	1575	-	68 (30)	-	-
83	555072	GERMANE Dzenifera	LAT	63	1580	-	63 (32)	-	-
84	516268	WILD Simone	SUI	52	1591	-	-	52 (36)	-
85	107747	SMART Amelia	CAN	49	1594	-	49 (34)	-	-
86	426187	LYSDAHL Kristin	NOR	46	1597	-	19 (48)	27 (45)	-
87	516553	CHRISTEN Eliane	SUI	44	1599	-	44 (35)	-	-
87	6295152	RUNGALDIER Teresa	ITA	44	1599	28 (38)	-	-	16 (46)
87	426043	TVIBERG Maria Therese	NOR	44	1599	-	19 (48)	25 (47)	-
90	426324	MONSEN Marte	NOR	43	1600	28 (38)	-	3 (60)	12 (53)
91	6535791	WRIGHT Isabella	USA	42	1601	28 (38)	-	-	14 (50)
92	56198	SCHEYER Christine	AUT	40	1603	28 (38)	-	-	12 (53)
93	299630	DELAGO Nadia	ITA	39	1604	38 (36)	-	-	1 (66)
94	516619	HOEPLI Aline	SUI	34	1609	-	34 (40)	-	-
94	56199	KAPPAURER Elisabeth	AUT	34	1609	-	-	34 (40)	-
96	435432	LUCZAK Magdalena	POL	33	1610	-	-	33 (41)	-
96	6295186	PLATINO Elisa	ITA	33	1610	-	-	33 (41)	-
98	507155	NYBERG Lisa	SWE	32	1611	-	-	32 (43)	-
98	198164	CHEVRIER Marion	FRA	32	1611	-	32 (41)	-	-
100	516611	SCHMITT Janine	SUI	30	1613	12 (45)	-	-	18 (44)
100	108077	GRAY Cassidy	CAN	30	1613	-	-	29 (44)	1 (66)
102	516530	GOOD Nicole	SUI	29	1614	-	29 (42)	-	-
103	56550	HOERHAGER Lisa	AUT	28	1615	-	28 (43)	-	-
104	6296778	COLLOMB Giorgia	ITA	27	1616	-	15 (51)	12 (50)	-
105	6295352	GHISALBERTI Ilaria	ITA	26	1617	-	-	26 (46)	-
105	56417	FEST Nadine	AUT	26	1617	6 (54)	-	-	20 (42)
107	516426	STOFFEL Elena	SUI	25	1618	-	25 (44)	-	-
108	355061	HILZINGER Jessica	GER	24	1619	-	24 (45)	-	-
108	197956	CERUTTI Camille	FRA	24	1619	-	-	-	24 (38)
108	6295165	ROSSETTI Marta	ITA	24	1619	-	24 (45)	-	-
111	56551	EGGER Magdalena	AUT	23	1620	11 (46)	-	-	12 (53)
111	6535765	MANGAN Tricia	USA	23	1620	2 (58)	-	-	21 (40)
113	56268	HEIDER Michaela	AUT	21	1622	-	-	-	21 (40)
114	56088	TIPPLER Tamara	AUT	20	1623	7 (52)	-	-	13 (51)
115	516517	JENAL Stephanie	SUI	19	1624	8 (51)	-	-	11 (58)
115	516504	DANIOTH Aline	SUI	19	1624	-	19 (48)	-	-
117	6295745	BERNARDI Vicky	ITA	17	1626	4 (56)	-	-	13 (51)
118	516783	MAECHLER Janine	SUI	15	1628	-	15 (51)	-	-
118	198253	McFARLANE Caitlin	FRA	15	1628	-	11 (55)	4 (58)	-
120	56519	WECHNER Lena	AUT	14	1629	2 (58)	-	-	12 (53)
120	516521	KOLLY Noemie	SUI	14	1629	7 (52)	-	-	7 (60)
122	56224	MAIER Sabrina	AUT	13	1630	11 (46)	-	-	2 (64)
123	56344	SPORER Marie-Therese	AUT	12	1631	-	12 (53)	-	-
123	405172	WESTHOFF Bianca Bakke	NOR	12	1631	-	12 (53)	-	-
125	426486	SYLVESTER-DAVIK	NOR	11	1632	-	-	11 (51)	-
126	6296075	SOLA Beatrice	ITA	10	1633	-	10 (57)	-	-
126	56471	NIEDERWIESER Michelle	AUT	10	1633	9 (50)	-	-	1 (66)
128	426285	MAARSTOEL Andrine	NOR	9	1634	-	9 (58)	-	-

Courchevel (FRA)

7th Women's Slalom

OVERALL FIS WCSL LIST

Number of Competitors: 149, Number of NSAs: 23

Rank	FIS Code	Name	NSA Code	WCSL	Diff.	DH 4 races	SL 7 races	GS 5 races	SG 5 races
129	6537468	BOCOCK Elisabeth	USA	8	1635	-	-	8 (52)	-
130	206793	DORIGO Fabiana	GER	7	1636	-	-	7 (54)	-
130	506701	HOERNBLAD Lisa	SWE	7	1636	1 (60)	-	-	6 (61)
130	507011	LOEVBLOM Hilma	SWE	7	1636	-	-	7 (54)	-
133	56491	SCHOEPP Emily	AUT	6	1637	6 (54)	-	-	-
134	405138	JELINKOVA Adriana	CZE	5	1638	-	-	5 (57)	-
134	299822	TSCHURTSCHENTH.	ITA	5	1638	-	5 (59)	-	-
136	516407	KASPER Vanessa	SUI	4	1639	-	-	4 (58)	-
136	56509	GRILL Lisa	AUT	4	1639	-	-	-	4 (63)
136	107697	FLECKENSTEIN Stefanie	CAN	4	1639	4 (56)	-	-	-
136	299939	LORENZI Lucrezia	ITA	4	1639	-	4 (60)	-	-
140	516519	SUTER Juliana	SUI	3	1640	1 (60)	-	-	2 (64)
141	56673	OLIVIER Victoria	AUT	2	1641	-	-	2 (61)	-
141	45423	HOFFMAN Madison	AUS	2	1641	-	2 (61)	-	-
143	6296280	THALER Sara	ITA	1	1642	1 (60)	-	-	-
143	35222	BARUZZI FARRIOL	ARG	1	1642	-	-	1 (62)	-
143	307493	ANDO Asa	JPN	1	1642	-	1 (62)	-	-
143	539927	LAPANJA Lila	SLO	1	1642	-	1 (62)	-	-
143	516560	LINGG Charlotte	LIE	1	1642	-	1 (62)	-	-
143	185475	PYKALAINEN Erika	FIN	1	1642	-	-	1 (62)	-
143	56311	REISINGER Elisabeth	AUT	1	1642	-	-	-	1 (66)

Legend:							
-	No points	DH	Downhill	Diff.	Time difference	GS	Giant Slalom
SG	Super-G	SL	Slalom	WCSL	Overall points		

Courchevel (FRA)

7th Women's Slalom



FIS NATION CUP

Number of Nations: 18

Rank	NSA	Name	Points	Diff.	DH	SL	GS	SG	AC	PAR	TE
1	SUI	Switzerland	2866		520	1200	436	710	-	-	-
2	ITA	Italy	2436	430	842	109	423	1062	-	-	-
3	AUT	Austria	2287	579	613	673	338	663	-	-	-
4	USA	United States of America	1644	1222	353	395	506	390	-	-	-
5	SWE	Sweden	1094	1772	-	733	361	-	-	-	-
6	NOR	Norway	821	2045	170	117	315	219	-	-	-
7	GER	Germany	719	2147	65	432	76	146	-	-	-
8	CRO	Croatia	627	2239	-	435	192	-	-	-	-
9	SLO	Slovenia	539	2327	78	250	158	53	-	-	-
10	FRA	France	488	2378	86	208	35	159	-	-	-
11	ALB	Albania	408	2458	-	210	198	-	-	-	-
12	CAN	Canada	386	2480	10	176	184	16	-	-	-
13	NZL	New Zealand	385	2481	4	-	300	81	-	-	-
14	CZE	Czechia	258	2608	132	29	-	97	-	-	-
15	POL	Poland	68	2798	-	-	68	-	-	-	-
16	BIH	Bosnia and Herzegovina	22	2844	6	-	-	16	-	-	-
17	LAT	Latvia	10	2856	-	10	-	-	-	-	-
18	ARG	Argentina	1	2865	-	-	1	-	-	-	-

Courchevel (FRA)

7th Women's Slalom

OVERALL FIS NATION CUP



Number of Nations: 31

Rk	NSA	Overall			DH Points			SL Points			GS Points			SG Points			AC Points			PAR Points			TE Points
		M+W	M	W	M+W	M	W	M+W	M	W	M+W	M	W	M+W	M	W	M+W	M	W	M+W	M	W	M+W
1	SUI	7150	4284	2866	1782	1262	520	2169	969	1200	1408	972	436	1791	1081	710	-	-	-	-	-	-	-
2	AUT	4728	2441	2287	1026	413	613	1562	889	673	808	470	338	1332	669	663	-	-	-	-	-	-	-
3	ITA	3877	1441	2436	1147	305	842	373	264	109	791	368	423	1566	504	1062	-	-	-	-	-	-	-
4	NOR	3434	2613	821	228	58	170	1429	1312	117	1255	940	315	522	303	219	-	-	-	-	-	-	-
5	USA	2509	865	1644	640	287	353	567	172	395	675	169	506	627	237	390	-	-	-	-	-	-	-
6	FRA	2438	1950	488	453	367	86	1117	909	208	363	328	35	505	346	159	-	-	-	-	-	-	-
7	SWE	1397	303	1094	20	20	-	960	227	733	385	24	361	32	32	-	-	-	-	-	-	-	-
8	GER	1293	574	719	164	99	65	682	250	432	256	180	76	191	45	146	-	-	-	-	-	-	-
9	CRO	1177	550	627	-	-	-	795	360	435	382	190	192	-	-	-	-	-	-	-	-	-	-
10	CAN	1167	781	386	460	450	10	186	10	176	195	11	184	326	310	16	-	-	-	-	-	-	-
11	SLO	1058	519	539	345	267	78	250	-	250	380	222	158	83	30	53	-	-	-	-	-	-	-
12	BRA	474	474	-	-	-	-	313	313	-	161	161	-	-	-	-	-	-	-	-	-	-	-
13	ALB	408	-	408	-	-	-	210	-	210	198	-	198	-	-	-	-	-	-	-	-	-	-
14	NZL	385	-	385	4	-	4	-	-	-	300	-	300	81	-	81	-	-	-	-	-	-	-
15	CZE	343	85	258	170	38	132	29	-	29	-	-	-	144	47	97	-	-	-	-	-	-	-
16	GBR	252	252	-	-	-	-	252	252	-	-	-	-	-	-	-	-	-	-	-	-	-	-
17	BUL	211	211	-	-	-	-	211	211	-	-	-	-	-	-	-	-	-	-	-	-	-	-
18	BEL	184	184	-	-	-	-	118	118	-	66	66	-	-	-	-	-	-	-	-	-	-	-
19	AND	124	124	-	-	-	-	-	-	-	124	124	-	-	-	-	-	-	-	-	-	-	-
20	FIN	97	97	-	32	32	-	55	55	-	-	-	-	10	10	-	-	-	-	-	-	-	-
21	POL	68	-	68	-	-	-	-	-	-	68	-	68	-	-	-	-	-	-	-	-	-	-
22	EST	67	67	-	-	-	-	27	27	-	40	40	-	-	-	-	-	-	-	-	-	-	-
23	BIH	22	-	22	6	-	6	-	-	-	-	-	-	16	-	16	-	-	-	-	-	-	-
24	ESP	16	16	-	-	-	-	16	16	-	-	-	-	-	-	-	-	-	-	-	-	-	-
25	SVK	13	13	-	-	-	-	-	-	-	13	13	-	-	-	-	-	-	-	-	-	-	-
26	GRE	12	12	-	-	-	-	12	12	-	-	-	-	-	-	-	-	-	-	-	-	-	-
27	LAT	10	-	10	-	-	-	10	-	10	-	-	-	-	-	-	-	-	-	-	-	-	-
28	CHI	8	8	-	8	8	-	-	-	-	-	-	-	-	-	-	-	-	-	-	-	-	-
28	NED	8	8	-	-	-	-	-	-	-	8	8	-	-	-	-	-	-	-	-	-	-	-
30	LIE	4	4	-	4	4	-	-	-	-	-	-	-	-	-	-	-	-	-	-	-	-	-
31	ARG	1	-	1	-	-	-	-	-	-	1	-	1	-	-	-	-	-	-	-	-	-	-

Courchevel (FRA)

7th Women's Slalom

CONSTRUCTORS' CHAMPIONSHIP

Number of Brands: 7

Rank	Name	Points	Diff.	DH	SL	GS	SG	AC	PAR
1	Head	3695		615	1490	460	1130	-	-
2	Rossignol	2025	1670	350	455	770	450	-	-
3	Atomic	1395	2300	390	580	215	210	-	-
4	Salomon	380	3315	-	-	300	80	-	-
5	Blizzard	250	3445	-	120	130	-	-	-
6	Kaestle	100	3595	100	-	-	-	-	-
7	Fischer	90	3605	45	-	-	45	-	-

Courchevel (FRA)

7th Women's Slalom



OVERALL CONSTRUCTORS' CHAMPIONSHIP

Number of Brands: 11

Rank	Brand	Overall			DH Points			SL Points			GS Points			SG Points			AC Points			PAR Points		
		M+W	M	W	M+W	M	W	M+W	M	W	M+W	M	W	M+W	M	W	M+W	M	W	M+W	M	W
1	Head	5500	1805	3695	1290	675	615	1930	440	1490	650	190	460	1630	500	1130	-	-	-	-	-	-
2	Rossignol	4255	2230	2025	565	215	350	1380	925	455	1420	650	770	890	440	450	-	-	-	-	-	-
3	Atomic	2800	1405	1395	555	165	390	1270	690	580	525	310	215	450	240	210	-	-	-	-	-	-
4	Stoeckli	1420	1420	-	545	545	-	-	-	-	510	510	-	365	365	-	-	-	-	-	-	-
5	Van deer	1050	1050	-	-	-	-	715	715	-	335	335	-	-	-	-	-	-	-	-	-	-
6	Fischer	840	750	90	175	130	45	170	170	-	155	155	-	340	295	45	-	-	-	-	-	-
7	Salomon	575	195	380	95	95	-	-	-	-	400	100	300	80	-	80	-	-	-	-	-	-
8	Dynastar	440	440	-	-	-	-	440	440	-	-	-	-	-	-	-	-	-	-	-	-	-
9	Blizzard	250	-	250	-	-	-	120	-	120	130	-	130	-	-	-	-	-	-	-	-	-
10	Kaestle	100	-	100	100	-	100	-	-	-	-	-	-	-	-	-	-	-	-	-	-	-
11	Nordica	95	95	-	50	50	-	-	-	-	-	-	-	45	45	-	-	-	-	-	-	-