

AUDI FIS SKI WORLD CUP 2021/22



Lenzerheide (SUI)

8th Women's Super-G

ENTRY LIST BY NSA

Number of Competitors: 49, Number of NSAs: 14

NSA	FIS Code	Name	Date of Birth	FIS Points (3rd of March 2022 - List 17)						
				DH	SL	GS	SG	AC		
AUT (9)	56417	FEST Nadine	28 JUN 1998	16.95 (40)	79.68(1267)	27.81 (144)	15.44 (34)	24.91 (11)		
	56174	HAASER Ricarda	10 SEP 1993	19.17 (45)	46.56 (427)	13.32 (27)	21.35 (53)	53.54 (63)		
	56125	PUCHNER Mirjam	18 MAY 1992	8.25 (25)	336.44(3893)	53.19 (687)	5.13 (13)	75.21 (127)		
	56256	RAEDLER Ariane	20 JAN 1995	13.34 (34)	119.52(2197)	36.22 (287)	10.64 (24)	48.19 (51)		
	56311	REISINGER Elisabeth	2 AUG 1996	11.03 (31)	344.55(3916)	63.53 (999)	17.01 (40)	44.29 (41)		
	56198	SCHEYER Christine	18 JUL 1994	7.84 (22)	104.14(1883)	29.70 (163)	17.93 (43)	28.39 (17)		
	56087	SIEBENHOFER Ramona	29 JUL 1991	3.47 (10)	209.85(3406)	9.18 (18)	12.21 (26)	22.68 (10)		
	56088	TIPPLER Tamara	9 APR 1991	8.02 (23)	999.99(4092)	283.17(3709)	3.33 (9)	999.99(1128)		
	56177	VENIER Stephanie	19 DEC 1993	7.27 (18)	304.49(3831)	121.31(2311)	7.78 (18)	117.54 (312)		
BIH (1)	715171	MUZAFERIJA Elvedina	20 AUG 1999	28.60 (75)	104.63(1893)	48.67 (575)	34.11 (113)	87.90 (183)		
CAN (3)	105269	GAGNON Marie-Michele	25 APR 1989	8.19 (24)	35.96 (240)	45.80 (497)	12.74 (27)	69.22 (105)		
	107613	GRENIER Valerie	30 OCT 1996	35.26 (91)	70.44(1044)	11.01 (22)	11.07 (25)	52.28 (60)		
	107583	REMME Roni	14 FEB 1996	42.16 (116)	16.65 (45)	49.74 (608)	30.46 (91)	37.52 (26)		
CZE (1)	155763	LEDECKA Ester	23 MAR 1995	0.77 (5)	80.27(1280)	43.73 (443)	2.14 (7)	27.50 (16)		
FRA (6)	197641	GAUCHE Laura	4 MAR 1995	19.29 (46)	269.18(3713)	43.05 (429)	15.30 (33)	53.06 (62)		
	197497	MIRADOLI Romane	10 MAR 1994	9.04 (27)	78.89(1247)	31.32 (186)	12.82 (29)	42.30 (33)		
	197861	PASLIER Esther	10 SEP 1997	24.73 (64)	181.38(3155)	45.96 (504)	26.78 (81)	123.24 (344)		
	197860	ROUX Tiffany	29 SEP 1997	36.78 (99)	85.80(1414)	27.74 (142)	26.98 (82)	47.04 (49)		
	198029	SMADJA CLEMENT Karen	29 JAN 1999	34.15 (87)	71.61(1075)	45.48 (486)	26.25 (77)	78.39 (139)		
	196928	WORLEY Tessa	4 OCT 1989	80.72 (273)	181.13(3153)	1.33 (8)	8.26 (19)	98.21 (229)		
GER (1)	206668	WEIDLE Kira	24 FEB 1996	3.78 (12)	525.09(4052)	36.35 (288)	12.77 (28)	88.83 (186)		
ITA (8)	299276	BASSINO Marta	27 FEB 1996	3.21 (9)	24.02 (102)	0.00 (1)	3.66 (10)	10.84 (5)		
	297601	BRIGNONE Federica	14 JUL 1990	2.24 (7)	20.21 (73)	0.00 (1)	0.00 (1)	0.00 (1)		
	297910	CURTONI Elena	3 FEB 1991	2.23 (6)	182.42(3164)	26.02 (126)	1.13 (6)	26.33 (13)		
	299630	DELAGO Nadia	12 NOV 1997	6.95 (16)	305.58(3836)	72.45(1242)	26.62 (80)	56.70 (71)		
	299466	DELAGO Nicol	5 JAN 1996	7.72 (19)	163.10(2942)	126.17(2419)	17.78 (42)	71.12 (112)		
	297702	MARSAGLIA Francesca	27 JAN 1990	9.86 (29)	371.49(3950)	24.50 (108)	14.96 (31)	50.12 (54)		
	299383	MELESI Roberta	18 JUL 1996	34.15 (87)	155.78(2839)	19.14 (65)	20.99 (51)	42.65 (35)		
	298694	PICHLER Karoline	30 OCT 1994	31.25 (82)	332.48(3884)	17.55 (55)	24.30 (66)	62.62 (88)		
NOR (1)	425929	MOWINCKEL Ragnhild	12 SEP 1992	3.61 (11)	149.75(2755)	4.73 (13)	3.32 (8)	13.94 (8)		
NZL (1)	415232	ROBINSON Alice	1 DEC 2001	26.74 (70)	84.65(1388)	0.00 (1)	9.01 (20)	76.28 (133)		
POL (1)	435334	GASIENICA-DANIEL Maryna	19 FEB 1994	58.54 (172)	44.03 (379)	10.56 (20)	32.04 (103)	72.02 (116)		
SLO (1)	565320	FERK SAIONI Marusa	27 SEP 1988	20.45 (50)	20.05 (71)	27.30 (137)	18.24 (46)	33.88 (21)		

Data Processing by LONGINES

www.fis-ski.com

LONGINES Timing

Generation date : FRI 4 MAR 2022

Time : 17:22

Document: C32E 1.0

Lenzerheide (SUI)


8th Women's Super-G

ENTRY LIST BY NSA

Number of Competitors: 49, Number of NSAs: 14

NSA	FIS Code	Name	Date of Birth	FIS Points (3rd of March 2022 - List 17)						
				DH	SL	GS	SG	AC		
SUI (11)	516248	FLURY Jasmine	16 SEP 1993	9.91 (30)	999.99(4092)	75.47(1311)	4.49 (12)	206.36 (703)		
	516284	GISIN Michelle	5 DEC 1993	7.10 (17)	0.68 (4)	4.01 (11)	4.20 (11)	11.41 (6)		
	516429	GROEBLI Nathalie	1 DEC 1996	35.28 (92)	176.18(3110)	46.14 (507)	31.67 (99)	42.96 (37)		
	516138	GUT-BEHRAMI Lara	27 APR 1991	0.00 (1)	179.82(3143)	1.04 (7)	0.00 (1)	94.70 (210)		
	516185	HAEHLEN Joana	23 JAN 1992	9.53 (28)	627.09(4071)	149.43(2773)	9.18 (21)	178.44 (597)		
	516280	HOLDENER Wendy	12 MAY 1993	20.40 (49)	1.22 (5)	3.04 (9)	10.32 (23)	15.39 (9)		
	516517	JENAL Stephanie	9 MAR 1998	31.67 (84)	103.76(1871)	38.83 (331)	21.11 (52)	62.62 (88)		
	516521	KOLLY Noemie	20 JUL 1998	24.44 (62)	200.71(3341)	37.69 (305)	25.39 (73)	51.07 (56)		
	516219	NUFER Priska	11 FEB 1992	5.62 (15)	367.74(3945)	29.06 (155)	17.94 (44)	63.32 (90)		
	516319	SUTER Corinne	28 SEP 1994	0.00 (1)	999.99(4092)	28.27 (149)	0.21 (4)	120.75 (327)		
516394	SUTER Jasmina	16 APR 1995	17.95 (42)	117.75(2161)	25.85 (121)	15.00 (32)	52.72 (61)			
SVK (1)	705423	VLHOVA Petra	13 JUN 1995	14.30 (35)	0.00 (1)	0.00 (1)	5.39 (14)	0.60 (2)		
USA (4)	6536213	CASHMAN Keely	4 APR 1999	19.95 (47)	21.34 (79)	19.98 (74)	18.20 (45)	68.09 (101)		
	6535765	MANGAN Tricia	7 MAR 1997	51.95 (139)	32.24 (186)	22.94 (95)	22.97 (61)	87.23 (178)		
	6535237	SHIFFRIN Mikaela	13 MAR 1995	0.74 (4)	0.00 (1)	0.00 (1)	1.06 (5)	1.00 (3)		
	6535791	WRIGHT Isabella	10 FEB 1997	21.46 (55)	54.33 (609)	36.76 (296)	22.84 (60)	86.57 (172)		

Legend:							
-	No points	AC	Alpine Combined	DH	Downhill	GS	Giant Slalom
SG	Super-G	SL	Slalom				



AUDI FIS SKI WORLD CUP 2021/22



Lenzerheide (SUI)

8th Women's Super-G

SAT 5 MAR 2022

Start Time 10:00

DRAW LIST

Number of Competitors: 49, Number of NSAs: 14

Rank 120 in the FIS List: IVARSSON Lin 35.56 FIS Points

No.	FIS Code	Name	NSA Code	WCSL-SG	WCSL-O	FIS SG
1	297601	BRIGNONE Federica	ITA	583 (1)	1198 (3)	0.00 (1)
2	516138	GUT-BEHRAMI Lara	SUI	451 (2)	975 (6)	0.00 (1)
3	297910	CURTONI Elena	ITA	427 (3)	681 (13)	1.13 (6)
4	56088	TIPPLER Tamara	AUT	371 (4)	510 (18)	3.33 (9)
5	516319	SUTER Corinne	SUI	324 (6)	905 (7)	0.21 (4)
6	56125	PUCHNER Mirjam	AUT	276 (7)	618 (15)	5.13 (13)
7	425929	MOWINCKEL Ragnhild	NOR	271 (8)	757 (9)	3.32 (8)
8	6535237	SHIFFRIN Mikaela	USA	261 (9)	1360 (2)	1.06 (5)
9	299276	BASSINO Marta	ITA	204 (11)	636 (14)	3.66 (10)
10	516284	GISIN Michelle	SUI	192 (12)	1053 (4)	4.20 (11)
11	155763	LEDECKA Ester	CZE	183 (13)	565 (17)	2.14 (7)
12	56256	RAEDLER Ariane	AUT	175 (14)	292 (32)	10.64 (24)
13	197497	MIRADOLI Romane	FRA	170 (15)	318 (28)	12.82 (29)
14	516248	FLURY Jasmine	SUI	161 (16)	371 (24)	4.49 (12)
15	56087	SIEBENHOFER Ramona	AUT	141 (17)	729 (10)	12.21 (26)
16	+ 500 196928	WORLEY Tessa	FRA	112 (21)	607 (16)	8.26 (19)
17	+ 500 516280	HOLDENER Wendy	SUI	61 (29)	720 (11)	10.32 (23)
18	+ 500 705423	VLHOVA Petra	SVK	50 (34)	1452 (1)	5.39 (14)
19	415232	ROBINSON Alice	NZL	140 (18)	282 (33)	9.01 (20)
20	516185	HAEHLEN Joana	SUI	129 (19)	314 (30)	9.18 (21)
21	105269	GAGNON Marie-Michele	CAN	122 (20)	346 (26)	12.74 (27)
22	206668	WEIDLE Kira	GER	109 (22)	417 (21)	12.77 (28)
23	197641	GAUCHE Laura	FRA	100 (23)	246 (40)	15.30 (33)
24	56417	FEST Nadine	AUT	93 (24)	165 (48)	15.44 (34)
25	297702	MARSAGLIA Francesca	ITA	89 (26)	128 (55)	14.96 (31)
26	56198	SCHEYER Christine	AUT	69 (28)	271 (35)	17.93 (43)
27	516394	SUTER Jasmina	SUI	60 (31)	89 (67)	15.00 (32)
28	516219	NUFER Priska	SUI	57 (32)	303 (31)	17.94 (44)
29	299466	DELAGO Nicol	ITA	54 (33)	177 (45)	17.78 (42)
30	299383	MELESI Roberta	ITA	43 (37)	54 (80)	20.99 (51)
31	516521	KOLLY Noemie	SUI	43 (37)	78 (70)	25.39 (73)
32	56177	VENIER Stephanie	AUT	36 (40)	173 (46)	7.78 (18)
33	107613	GRENIER Valerie	CAN	-	127 (56)	11.07 (25)
34	56311	REISINGER Elisabeth	AUT	42 (39)	155 (50)	17.01 (40)
35	6536213	CASHMAN Keely	USA	18 (46)	24 (104)	18.20 (45)
36	565320	FERK SAIONI Marusa	SLO	24 (44)	61 (76)	18.24 (46)
37	516517	JENAL Stephanie	SUI	21 (45)	21 (110)	21.11 (52)
38	56174	HAASER Ricarda	AUT	35 (41)	126 (57)	21.35 (53)


Lenzerheide (SUI)
DRAW LIST

Number of Competitors: 49, Number of NSAs: 14

Rank 120 in the FIS List: IVARSSON Lin 35.56 FIS Points

No.	FIS Code	Name	NSA Code	WCSL-SG	WCSL-O	FIS SG
39	6535791	WRIGHT Isabella	USA	3 (57)	38 (89)	22.84 (60)
40	6535765	MANGAN Tricia	USA	-	24 (104)	22.97 (61)
41	298694	PICHLER Karoline	ITA	27 (42)	34 (93)	24.30 (66)
42	198029	SMADJA CLEMENT Karen	FRA	-	-	26.25 (77)
43	299630	DELAGO Nadia	ITA	18 (46)	335 (27)	26.62 (80)
44	197861	PASLIER Esther	FRA	-	-	26.78 (81)
45	197860	ROUX Tifany	FRA	3 (57)	3 (142)	26.98 (82)
46	107583	REMME Roni	CAN	4 (56)	18 (116)	30.46 (91)
47	516429	GROEBLI Nathalie	SUI	1 (64)	1 (153)	31.67 (99)
48	435334	GASIENICA-DANIEL Maryna	POL	9 (51)	263 (38)	32.04 (103)
49	715171	MUZAFERIJA Elvedina	BIH	13 (49)	29 (98)	34.11 (113)

Legend:	-	No points	+ 500	At least 500 points on WCSL-O after 15th place or after 30th place	No.	Control Number
FIS SG	FIS points for Super G (17th FIS points list 2021/2022)					
WCSL-O	Overall FIS World Cup Start List points		WCSL-SG	FIS World Cup Start List points for Super G		



AUDI FIS SKI WORLD CUP 2021/22



Lenzerheide (SUI)

8th Women's Super-G

SAT 5 MAR 2022

START LIST

Start Time 10:00

Number of Competitors: 49, Number of NSAs: 14

Bib	FIS Code	Name	Year of Birth	NSA Code	Time	Ski
1	56125	PUCHNER Mirjam	1992	AUT	_____	Atomic
2	56256	RAEDLER Ariane	1995	AUT	_____	Head
3	56088	TIPPLER Tamara	1991	AUT	_____	Salomon
4	196928	WORLEY Tessa	1989	FRA	_____	Rossignol
5	297910	CURTONI Elena	1991	ITA	_____	Head
6	155763	LEDECKA Ester	1995	CZE	_____	Atomic
7	297601	BRIGNONE Federica	1990	ITA	_____	Rossignol
8	197497	MIRADOLI Romane	1994	FRA	_____	Dynastar
9	516138	GUT-BEHRAMI Lara	1991	SUI	_____	Head
10	415232	ROBINSON Alice	2001	NZL	_____	Voelkl
-----break-----						
11	516319	SUTER Corinne	1994	SUI	_____	Head
12	56087	SIEBENHOFER Ramona	1991	AUT	_____	Fischer
13	425929	MOWINCKEL Ragnhild	1992	NOR	_____	Head
14	705423	VLHOVA Petra	1995	SVK	_____	Rossignol
15	6535237	SHIFFRIN Mikaela	1995	USA	_____	Atomic
16	516280	HOLDENER Wendy	1993	SUI	_____	Head
17	299276	BASSINO Marta	1996	ITA	_____	Salomon
18	516185	HAEHLEN Joana	1992	SUI	_____	Atomic
19	516284	GISIN Michelle	1993	SUI	_____	Rossignol
20	516248	FLURY Jasmine	1993	SUI	_____	Fischer
-----break-----						
21	206668	WEIDLE Kira	1996	GER	_____	Rossignol
22	56198	SCHEYER Christine	1994	AUT	_____	Head
23	516521	KOLLY Noemie	1998	SUI	_____	Stoekli
24	297702	MARSAGLIA Francesca	1990	ITA	_____	Salomon
25	516394	SUTER Jasmina	1995	SUI	_____	Stoekli
26	516219	NUFER Priska	1992	SUI	_____	Dynastar
27	105269	GAGNON Marie-Michele	1989	CAN	_____	Head
28	56417	FEST Nadine	1998	AUT	_____	Rossignol
29	299466	DELAGO Nicol	1996	ITA	_____	Atomic
30	299383	MELESI Roberta	1996	ITA	_____	Dynastar
31	197641	GAUCHE Laura	1995	FRA	_____	Head
-----break-----						
32	56177	VENIER Stephanie	1993	AUT	_____	Head
33	107613	GRENIER Valerie	1996	CAN	_____	Rossignol
34	56311	REISINGER Elisabeth	1996	AUT	_____	Head
35	6536213	CASHMAN Keely	1999	USA	_____	Rossignol
36	565320	FERK SAIONI Marusa	1988	SLO	_____	Salomon
37	516517	JENAL Stephanie	1998	SUI	_____	Atomic
38	56174	HAASER Ricarda	1993	AUT	_____	Fischer
39	6535791	WRIGHT Isabella	1997	USA	_____	Atomic
40	6535765	MANGAN Tricia	1997	USA	_____	Head
41	298694	PICHLER Karoline	1994	ITA	_____	Head
42	198029	SMADJA CLEMENT Karen	1999	FRA	_____	Head

START LIST

Number of Competitors: 49, Number of NSAs: 14

Bib	FIS Code	Name	Year of Birth	NSA Code	Time	Ski
43	299630	DELAGO Nadia	1997	ITA		Atomic
44	197861	PASLIER Esther	1997	FRA		Head
45	197860	ROUX Tiffany	1997	FRA		Dynastar
46	107583	REMME Roni	1996	CAN		Head
47	516429	GROEBLI Nathalie	1996	SUI		Fischer
48	435334	GASIENICA-DANIEL Maryna	1994	POL		Atomic
49	715171	MUZAFERIJA Elvedina	1999	BIH		Atomic

Jury

FIS Technical Delegate	WILD Stefanie	GER
Referee	GERDOL Peter	FIS
Assistant Referee	VULLIET Jean-Philippe	FIS
Chief of Race	BRUESCH Christian	SUI

Technical Data

Course Name	Beltrametti
Start Altitude	2160m
Finish Altitude	1560m
Vertical Drop	600m
Course Length	1867m
Homologation Number	12021/02/16

Race Information


Course Setter	PINI Mauro	SVK
Gates/Turning Gates	45/39	
Start Time	10:00	

Forerunners:

F1 - SUTER Juliana SUI F2 - GROSSMANN Katja SUI F3 - HARTMANN Fabian SUI

Legend:

YB Year of Birth



AUDI FIS SKI WORLD CUP 2021/22



Lenzerheide (SUI) 8th Women's Super-G OFFICIAL RESULTS

SAT 5 MAR 2022

Start Time 10:00

Number of Competitors: 49, Number of NSAs: 14

Penalty applied: 0.00

Rank	Bib	FIS Code	Name	YB	NSA Code	Time	Difference	Distance (m)	Race Points	Ski
1	8	197497	MIRADOLI Romane	1994	FRA	1:19.87			0.00	Dynastar
2	15	6535237	SHIFFRIN Mikaela	1995	USA	1:20.25	0.38	8.84	5.66	Atomic
3	9	516138	GUT-BEHRAMI Lara	1991	SUI	1:20.75	0.88	20.35	13.11	Head
4	17	299276	BASSINO Marta	1996	ITA	1:20.77	0.90	20.80	13.41	Salomon
5	13	425929	MOWINCKEL Ragnhild	1992	NOR	1:20.81	0.94	21.72	14.01	Head
6	4	196928	WORLEY Tessa	1989	FRA	1:21.24	1.37	31.48	20.41	Rossignol
7	21	206668	WEIDLE Kira	1996	GER	1:21.89	2.02	46.05	30.10	Rossignol
8	19	516284	GISIN Michelle	1993	SUI	1:21.91	2.04	46.50	30.39	Rossignol
9	31	197641	GAUCHE Laura	1995	FRA	1:22.07	2.20	50.05	32.78	Head
9	7	297601	BRIGNONE Federica	1990	ITA	1:22.07	2.20	50.05	32.78	Rossignol
11	16	516280	HOLDENER Wendy	1993	SUI	1:22.37	2.50	56.67	37.25	Head
12	38	56174	HAASER Ricarda	1993	AUT	1:22.76	2.89	65.20	43.06	Fischer
13	41	298694	PICHLER Karoline	1994	ITA	1:22.77	2.90	65.41	43.21	Head
14	18	516185	HAEHLLEN Joana	1992	SUI	1:22.87	3.00	67.59	44.70	Atomic
15	32	56177	VENIER Stephanie	1993	AUT	1:22.90	3.03	68.24	45.14	Head
16	48	435334	GASIENICA-DANIEL Maryna	1994	POL	1:23.09	3.22	72.35	47.98	Atomic
17	26	516219	NUFER Priska	1992	SUI	1:23.17	3.30	74.08	49.17	Dynastar
18	14	705423	VLHOVA Petra	1995	SVK	1:23.18	3.31	74.29	49.32	Rossignol
19	20	516248	FLURY Jasmine	1993	SUI	1:23.30	3.43	76.88	51.10	Fischer
20	11	516319	SUTER Corinne	1994	SUI	1:23.32	3.45	77.31	51.40	Head
21	25	516394	SUTER Jasmina	1995	SUI	1:23.58	3.71	82.87	55.28	Stoekli
22	46	107583	REMME Roni	1996	CAN	1:23.77	3.90	86.92	58.11	Head
23	24	297702	MARSAGLIA Francesca	1990	ITA	1:23.82	3.95	87.98	58.85	Salomon
24	28	56417	FEST Nadine	1998	AUT	1:24.02	4.15	92.22	61.83	Rossignol
25	45	197860	ROUX Tiffany	1997	FRA	1:24.07	4.20	93.27	62.58	Dynastar
26	6	155763	LEDECKA Ester	1995	CZE	1:24.13	4.26	94.54	63.47	Atomic
27	12	56087	SIEBENHOFER Ramona	1991	AUT	1:24.17	4.30	95.38	64.07	Fischer
28	39	6535791	WRIGHT Isabella	1997	USA	1:24.20	4.33	96.01	64.51	Atomic
29	30	299383	MELESI Roberta	1996	ITA	1:24.32	4.45	98.53	66.30	Dynastar
30	35	6536213	CASHMAN Keely	1999	USA	1:24.63	4.76	105.01	70.92	Rossignol
31	36	565320	FERK SAIONI Marusa	1988	SLO	1:25.04	5.17	113.50	77.03	Salomon
32	49	715171	MUZAFERIJA Elvedina	1999	BIH	1:25.53	5.66	123.55	84.33	Atomic
33	29	299466	DELAGO Nicol	1996	ITA	1:26.36	6.49	140.31	96.70	Atomic

DID NOT FINISH: 14 competitors

1	56125	PUCHNER Mirjam	1992	AUT						Atomic
2	56256	RAEDLER Ariane	1995	AUT						Head
3	56088	TIPPLER Tamara	1991	AUT						Salomon
5	297910	CURTONI Elena	1991	ITA						Head
10	415232	ROBINSON Alice	2001	NZL						Voelkl
22	56198	SCHEYER Christine	1994	AUT						Head
23	516521	KOLLY Noemie	1998	SUI						Stoekli
27	105269	GAGNON Marie-Michele	1989	CAN						Head
33	107613	GRENIER Valerie	1996	CAN						Rossignol
34	56311	REISINGER Elisabeth	1996	AUT						Head
40	6535765	MANGAN Tricia	1997	USA						Head

SAT 5 MAR 2022 / Lenzerheide (SUI) / 5034

Page 1/2

Data Processing by LONGINES


www.fis-ski.com

LONGINES Timing

Generation date : SAT 5 MAR 2022

Time : 11:32

Document: C73A 1.0



OFFICIAL RESULTS

Number of Competitors: 49, Number of NSAs: 14

Penalty applied: 0.00

Rank	Bib	FIS Code	Name	YB	NSA Code	Time	Difference	Distance (m)	Race Points	Ski
	42	198029	SMADJA CLEMENT Karen	1999	FRA					Head
	43	299630	DELAGO Nadia	1997	ITA					Atomic
	44	197861	PASLIER Esther	1997	FRA					Head

DID NOT START: 2 competitors

	37	516517	JENAL Stephanie	1998	SUI					Atomic
	47	516429	GROEBLI Nathalie	1996	SUI					Fischer

Jury

FIS Technical Delegate	WILD Stefanie	GER
Referee	GERDOL Peter	FIS
Assistant Referee	VULLIET Jean-Philippe	FIS
Chief of Race	BRUESCH Christian	SUI

Technical Data

Course Name	Beltrametti
Start Altitude	2160m
Finish Altitude	1560m
Vertical Drop	600m
Course Length	1867m
Homologation Number	12021/02/16


Race Information

Course Setter	PINI Mauro	SVK
Gates/Turning Gates	45/39	
Start Time	10:00	

Forerunners:	F1 - SUTER Juliana	SUI	F2 - GROSSMANN Katja	SUI	F3 - HARTMANN Fabian	SUI
---------------------	--------------------	-----	----------------------	-----	----------------------	-----

Conditions on course:	SUNNY	Snow: HARD	Temperature - Start: -8°C	Temperature - Finish: -7°C
------------------------------	-------	-------------------	----------------------------------	-----------------------------------

Legend:	YB Year of Birth
----------------	------------------



AUDI FIS SKI WORLD CUP 2021/22



Lenzerheide (SUI)

8th Women's Super-G

SAT 5 MAR 2022

Start Time 10:00

PENALTY CALCULATION

Best 10 at Finish

F-factor: 1190

Rank	Bib	FIS Code	Name	NSA Code	FIS Points	Best 5	Race Points
1	8	197497	MIRADOLI Romane	FRA	12.82		
2	15	6535237	SHIFFRIN Mikaela	USA	1.06	1.06	5.66
3	9	516138	GUT-BEHRAMI Lara	SUI	0.00	0.00	13.11
4	17	299276	BASSINO Marta	ITA	3.66	3.66	13.41
5	13	425929	MOWINCKEL Ragnhild	NOR	3.32	3.32	14.01
6	4	196928	WORLEY Tessa	FRA	8.26		
7	21	206668	WEIDLE Kira	GER	12.77		
8	19	516284	GISIN Michelle	SUI	4.20		
9	31	197641	GAUCHE Laura	FRA	15.30		
9	7	297601	BRIGNONE Federica	ITA	0.00	0.00	32.78

Best 5 FIS Points Started

Rank	Bib	FIS Code	Name	NSA Code	FIS Points
3	9	516138	GUT-BEHRAMI Lara	SUI	0.00
9	7	297601	BRIGNONE Federica	ITA	0.00
20	11	516319	SUTER Corinne	SUI	0.21
2	15	6535237	SHIFFRIN Mikaela	USA	1.06
DNF	5	297910	CURTONI Elena	ITA	1.13

TOTALS:

FIS Points of Best 5 Started (B)	2.40	
FIS Points of Best 5 at Finish in Top 10 (A)		8.04
Race Points of Corresponding Competitors (C)		78.97
Calculated Penalty (A+B-C):10 =>	-6.853	
Rounded	-6.85	
Category Adder	0.00	
Correction Value (Z)	0.00	
Calculated Penalty	-6.85	
Penalty Applied	0.00	

Legend:

DNF Did not finish

SAT 5 MAR 2022 / Lenzerheide (SUI) / 5034

Page 1/1

Data Processing by LONGINES


www.fis-ski.com

LONGINES Timing

Generation date : SAT 5 MAR 2022

Time : 11:32

Document: C77C 1.0



AUDI FIS SKI WORLD CUP 2021/22



Lenzerheide (SUI)

8th Women's Super-G

SAT 5 MAR 2022

Start Time 10:00



PERFORMANCE ANALYSIS BY RANK

Number of Competitors: 33 Number of NSAs: 13

Rank	Bib	Name Ski	NSA Code	Positions			Partials		Difference		Speed			
				Pos	Time	Rank	Pos	Time	Rank	Time	Dist.(m)	Pos.	(km/h)	Rank
1	8	MIRADOLI Romane Dynastar	FRA	Int1:	23.31	(8)	11-12:	19.24	(1)	0.23		Sp1	87.14	(1)
				Int2:	42.55	(1)	12-13:	21.98	(2)	0.00				
				Int3:	1:04.53	(1)	13-Fin:	15.34	(2)	0.00	0.00	Avg:	84.15	
				Fin:	1:19.87	(1)								
2	15	SHIFFRIN Mikaela Atomic	USA	Int1:	23.22	(3)	11-12:	19.52	(2)	0.14		Sp1	83.98	(10)
				Int2:	42.74	(3)	12-13:	21.99	(3)	0.19				
				Int3:	1:04.73	(2)	13-Fin:	15.52	(3)	0.20	8.84	Avg:	83.75	
				Fin:	1:20.25	(2)				0.38				
3	9	GUT-BEHRAMI Lara Head	SUI	Int1:	23.08	(1)	11-12:	19.64	(4)	0.00		Sp1	86.02	(3)
				Int2:	42.72	(2)	12-13:	22.36	(8)	0.17				
				Int3:	1:05.08	(4)	13-Fin:	15.67	(5)	0.55	20.35	Avg:	83.23	
				Fin:	1:20.75	(3)				0.88				
4	17	BASSINO Marta Salomon	ITA	Int1:	23.10	(2)	11-12:	19.90	(7)	0.02		Sp1	84.92	(6)
				Int2:	43.00	(4)	12-13:	21.95	(1)	0.45				
				Int3:	1:04.95	(3)	13-Fin:	15.82	(7)	0.42	20.80	Avg:	83.21	
				Fin:	1:20.77	(4)				0.90				
5	13	MOWINCKEL Ragnhild Head	NOR	Int1:	23.36	(9)	11-12:	19.86	(5)	0.28		Sp1	84.14	(9)
				Int2:	43.22	(6)	12-13:	22.26	(4)	0.67				
				Int3:	1:05.48	(5)	13-Fin:	15.33	(1)	0.95	21.72	Avg:	83.17	
				Fin:	1:20.81	(5)				0.94				
6	4	WORLEY Tessa Rossignol	FRA	Int1:	23.38	(10)	11-12:	19.92	(8)	0.30		Sp1	78.52	(25)
				Int2:	43.30	(7)	12-13:	22.38	(9)	0.75				
				Int3:	1:05.68	(6)	13-Fin:	15.56	(4)	1.15	31.48	Avg:	82.73	
				Fin:	1:21.24	(6)				1.37				
7	21	WEIDLE Kira Rossignol	GER	Int1:	23.30	(7)	11-12:	20.49	(23)	0.22		Sp1	81.94	(19)
				Int2:	43.79	(12)	12-13:	22.34	(6)	1.24				
				Int3:	1:06.13	(10)	13-Fin:	15.76	(6)	1.60	46.05	Avg:	82.08	
				Fin:	1:21.89	(7)				2.02				
8	19	GISIN Michelle Rossignol	SUI	Int1:	23.22	(3)	11-12:	20.45	(20)	0.14		Sp1	84.66	(8)
				Int2:	43.67	(10)	12-13:	22.35	(7)	1.12				
				Int3:	1:06.02	(8)	13-Fin:	15.89	(9)	1.49	46.50	Avg:	82.06	
				Fin:	1:21.91	(8)				2.04				
9	31	GAUCHE Laura Head	FRA	Int1:	23.42	(12)	11-12:	19.59	(3)	0.34		Sp1	85.84	(4)
				Int2:	43.01	(5)	12-13:	23.07	(22)	0.46				
				Int3:	1:06.08	(9)	13-Fin:	15.99	(13)	1.55	50.05	Avg:	81.90	
				Fin:	1:22.07	(9)				2.20				
9	7	BRIGNONE Federica Rossignol	ITA	Int1:	23.22	(3)	11-12:	20.27	(14)	0.14		Sp1	84.71	(7)
				Int2:	43.49	(8)	12-13:	22.33	(5)	0.94				
				Int3:	1:05.82	(7)	13-Fin:	16.25	(25)	1.29	50.05	Avg:	81.90	
				Fin:	1:22.07	(9)				2.20				

SAT 5 MAR 2022 / Lenzerheide (SUI) / 5034

Page 1/3

Data Processing by LONGINES


www.fis-ski.com

LONGINES Timing

Generation date : SAT 5 MAR 2022

Time : 11:32

Document: C77A 1.0



Lenzerheide (SUI)

8th Women's Super-G

SAT 5 MAR 2022

Start Time 10:00


PERFORMANCE ANALYSIS BY RANK

Number of Competitors: 33 Number of NSAs: 13

Rank	Bib	Name Ski	NSA Code	Positions			Partials		Difference		Speed			
				Pos	Time	Rank	Pos	Time	Rank	Time	Dist.(m)	Pos.	(km/h)	Rank
11	16	HOLDENER Wendy Head	SUI	Int1:	23.25	(6)	I1-I2:	20.40	(18)	0.17		Sp1	81.51	(21)
				Int2:	43.65	(9)	I2-I3:	22.76	(13)	1.10				
				Int3:	1:06.41	(11)	I3-Fin:	15.96	(12)	1.88				
				Fin:	1:22.37	(11)				2.50	56.67	Avg:	81.60	
12	38	HAASER Ricarda Fischer	AUT	Int1:	23.78	(15)	I1-I2:	20.21	(11)	0.70		Sp1	86.04	(2)
				Int2:	43.99	(15)	I2-I3:	22.72	(11)	1.44				
				Int3:	1:06.71	(13)	I3-Fin:	16.05	(17)	2.18				
				Fin:	1:22.76	(12)				2.89	65.20	Avg:	81.21	
13	41	PICHLER Karoline Head	ITA	Int1:	23.82	(19)	I1-I2:	19.93	(9)	0.74		Sp1	83.29	(16)
				Int2:	43.75	(11)	I2-I3:	22.89	(18)	1.20				
				Int3:	1:06.64	(12)	I3-Fin:	16.13	(19)	2.11				
				Fin:	1:22.77	(13)				2.90	65.41	Avg:	81.20	
14	18	HAEHLEN Joana Atomic	SUI	Int1:	23.72	(14)	I1-I2:	20.41	(19)	0.64		Sp1	83.31	(15)
				Int2:	44.13	(19)	I2-I3:	22.81	(14)	1.58				
				Int3:	1:06.94	(15)	I3-Fin:	15.93	(11)	2.41				
				Fin:	1:22.87	(14)				3.00	67.59	Avg:	81.11	
15	32	VENIER Stephanie Head	AUT	Int1:	23.86	(21)	I1-I2:	20.03	(10)	0.78		Sp1	75.97	(29)
				Int2:	43.89	(14)	I2-I3:	22.86	(16)	1.34				
				Int3:	1:06.75	(14)	I3-Fin:	16.15	(20)	2.22				
				Fin:	1:22.90	(15)				3.03	68.24	Avg:	81.08	
16	48	GASIENICA-DANIEL Maryna Atomic	POL	Int1:	23.86	(21)	I1-I2:	20.47	(22)	0.78		Sp1	76.64	(28)
				Int2:	44.33	(23)	I2-I3:	22.65	(10)	1.78				
				Int3:	1:06.98	(17)	I3-Fin:	16.11	(18)	2.45				
				Fin:	1:23.09	(16)				3.22	72.35	Avg:	80.89	
17	26	NUFER Priska Dynastar	SUI	Int1:	23.92	(25)	I1-I2:	20.46	(21)	0.84		Sp1	75.74	(30)
				Int2:	44.38	(24)	I2-I3:	22.94	(20)	1.83				
				Int3:	1:07.32	(21)	I3-Fin:	15.85	(8)	2.79				
				Fin:	1:23.17	(17)				3.30	74.08	Avg:	80.81	
18	14	VLHOVA Petra Rossignol	SVK	Int1:	23.81	(18)	I1-I2:	20.74	(27)	0.73		Sp1	83.69	(11)
				Int2:	44.55	(26)	I2-I3:	22.73	(12)	2.00				
				Int3:	1:07.28	(18)	I3-Fin:	15.90	(10)	2.75				
				Fin:	1:23.18	(18)				3.31	74.29	Avg:	80.80	
19	20	FLURY Jasmine Fischer	SUI	Int1:	23.80	(17)	I1-I2:	20.22	(12)	0.72		Sp1	85.63	(5)
				Int2:	44.02	(16)	I2-I3:	23.26	(27)	1.47				
				Int3:	1:07.28	(18)	I3-Fin:	16.02	(15)	2.75				
				Fin:	1:23.30	(19)				3.43	76.88	Avg:	80.69	
20	11	SUTER Corinne Head	SUI	Int1:	23.79	(16)	I1-I2:	20.32	(15)	0.71		Sp1	83.11	(17)
				Int2:	44.11	(18)	I2-I3:	23.18	(24)	1.56				
				Int3:	1:07.29	(20)	I3-Fin:	16.03	(16)	2.76				
				Fin:	1:23.32	(20)				3.45	77.31	Avg:	80.67	
21	25	SUTER Jasmina Stoeckli	SUI	Int1:	23.70	(13)	I1-I2:	20.34	(16)	0.62		Sp1	83.38	(14)
				Int2:	44.04	(17)	I2-I3:	22.91	(19)	1.49				
				Int3:	1:06.95	(16)	I3-Fin:	16.63	(31)	2.42				
				Fin:	1:23.58	(21)				3.71	82.87	Avg:	80.42	
22	46	REMME Roni Head	CAN	Int1:	24.23	(29)	I1-I2:	20.67	(25)	1.15		Sp1	77.05	(27)
				Int2:	44.90	(27)	I2-I3:	22.87	(17)	2.35				
				Int3:	1:07.77	(27)	I3-Fin:	16.00	(14)	3.24				
				Fin:	1:23.77	(22)				3.90	86.92	Avg:	80.23	


Lenzerheide (SUI)
8th Women's Super-G
PERFORMANCE ANALYSIS BY RANK

Number of Competitors: 33 Number of NSAs: 13

Rank	Bib	Name Ski	NSA Code	Positions			Partials		Difference		Speed			
				Pos	Time	Rank	Pos	Time	Rank	Time	Dist.(m)	Pos.	(km/h)	Rank
23	24	MARSAGLIA Francesca Salomon	ITA	Int1: Int2: Int3: Fin:	23.40 44.14 1:07.55 1:23.82	(11) (20) (23) (23)	I1-I2: I2-I3: I3-Fin:	20.74 23.41 16.27	(27) (29) (26)	0.32 1.59 3.02 3.95	87.98	Sp1 Avg:	83.46 80.19	(13)
24	28	FEST Nadine Rossignol	AUT	Int1: Int2: Int3: Fin:	23.94 44.46 1:07.56 1:24.02	(26) (25) (24) (24)	I1-I2: I2-I3: I3-Fin:	20.52 23.10 16.46	(24) (23) (30)	0.86 1.91 3.03 4.15	92.22	Sp1 Avg:	81.84 80.00	(20)
25	45	ROUX Tifany Dynastar	FRA	Int1: Int2: Int3: Fin:	24.08 44.32 1:07.66 1:24.07	(27) (22) (25) (25)	I1-I2: I2-I3: I3-Fin:	20.24 23.34 16.41	(13) (28) (29)	1.00 1.77 3.13 4.20	93.27	Sp1 Avg:	74.44 79.95	(31)
26	6	LEDECKA Ester Atomic	CZE	Int1: Int2: Int3: Fin:	24.13 44.93 1:07.76 1:24.13	(28) (29) (26) (26)	I1-I2: I2-I3: I3-Fin:	20.80 22.83 16.37	(30) (15) (28)	1.05 2.38 3.23 4.26	94.54	Sp1 Avg:	83.55 79.89	(12)
27	12	SIEBENHOFER Ramona Fischer	AUT	Int1: Int2: Int3: Fin:	24.25 44.92 1:07.95 1:24.17	(30) (28) (28) (27)	I1-I2: I2-I3: I3-Fin:	20.67 23.03 16.22	(25) (21) (21)	1.17 2.37 3.42 4.30	95.38	Sp1 Avg:	74.42 79.85	(32)
28	39	WRIGHT Isabella Atomic	USA	Int1: Int2: Int3: Fin:	23.91 43.79 1:07.97 1:24.20	(23) (12) (29) (28)	I1-I2: I2-I3: I3-Fin:	19.88 24.18 16.23	(5) (33) (22)	0.83 1.24 3.44 4.33	96.01	Sp1 Avg:	80.41 79.82	(22)
29	30	MELESI Roberta Dynastar	ITA	Int1: Int2: Int3: Fin:	23.82 44.18 1:07.43 1:24.32	(19) (21) (22) (29)	I1-I2: I2-I3: I3-Fin:	20.36 23.25 16.89	(17) (26) (33)	0.74 1.63 2.90 4.45	98.53	Sp1 Avg:	79.02 79.71	(23)
30	35	CASHMAN Keely Rossignol	USA	Int1: Int2: Int3: Fin:	24.40 45.18 1:08.39 1:24.63	(32) (30) (30) (30)	I1-I2: I2-I3: I3-Fin:	20.78 23.21 16.24	(29) (25) (23)	1.32 2.63 3.86 4.76	105.01	Sp1 Avg:	82.45 79.42	(18)
31	36	FERK SAIONI Marusa Salomon	SLO	Int1: Int2: Int3: Fin:	24.38 45.28 1:08.80 1:25.04	(31) (31) (31) (31)	I1-I2: I2-I3: I3-Fin:	20.90 23.52 16.24	(31) (31) (23)	1.30 2.73 4.27 5.17	113.50	Sp1 Avg:	72.70 79.04	(33)
32	49	MUZAFERIJA Elvedina Atomic	BIH	Int1: Int2: Int3: Fin:	24.63 45.74 1:09.21 1:25.53	(33) (33) (32) (32)	I1-I2: I2-I3: I3-Fin:	21.11 23.47 16.32	(32) (30) (27)	1.55 3.19 4.68 5.66	123.55	Sp1 Avg:	77.17 78.58	(26)
33	29	DELAGO Nicol Atomic	ITA	Int1: Int2: Int3: Fin:	23.91 45.49 1:09.65 1:26.36	(23) (32) (33) (33)	I1-I2: I2-I3: I3-Fin:	21.58 24.16 16.71	(33) (32) (32)	0.83 2.94 5.12 6.49	140.31	Sp1 Avg:	78.92 77.83	(24)

Intermediate Time Positions : Int. 1 = Inter1 Int. 2 = Inter2 Int. 3 = Inter3
Speed Measurement Positions : Sp 1 = Speed 1

Legend:							
Avg	Average	Dist.(m)	Distance in metres	Fin	Finish	Int	Intermediate
Ix	Intermediate x	Pos.	Intermediate or speed position			Sp	Speed trap



AUDI FIS SKI WORLD CUP 2021/22



Lenzerheide (SUI)

8th Women's Super-G

SAT 5 MAR 2022

Start Time 10:00



PERFORMANCE ANALYSIS BY BIB

Number of Competitors: 49 Number of NSAs: 14

Bib	Name Ski	NSA Code	Positions			Partials		Difference		Speed			
			Pos	Time	Rank	Pos	Time	Rank	Time	Dist.(m)	Pos.	(km/h)	Rank
1	PUCHNER Mirjam Atomic	AUT	Int1: Int2: Int3: Fin:	23.76 DNF	(23)	11-12: 12-13: 13-Fin:		0.68		Sp1	84.96	(12)	
2	RAEDLER Ariane Head	AUT	Int1: Int2: Int3: Fin:	23.48 43.14 DNF	(18) (6)	11-12: 12-13: 13-Fin:	19.66	(5)	0.40 0.59		Sp1	86.48	(4)
3	TIPPLER Tamara Salomon	AUT	Int1: Int2: Int3: Fin:	23.40 DNF	(14)	11-12: 12-13: 13-Fin:		0.32		Sp1	85.13	(11)	
4	WORLEY Tessa Rossignol	FRA	Int1: Int2: Int3: Fin:	23.38 43.30 1:05.68 1:21.24	(13) (9) (6) (6)	11-12: 12-13: 13-Fin:	19.92 22.38 15.56	(10) (9) (4)	0.30 0.75 1.15 1.37	31.48	Sp1	78.52	(36)
5	CURTONI Elena Head	ITA	Int1: Int2: Int3: Fin:	23.30 DNF	(7)	11-12: 12-13: 13-Fin:		0.22		Sp1	85.34	(10)	
6	LEDECKA Ester Atomic	CZE	Int1: Int2: Int3: Fin:	24.13 44.93 1:07.76 1:24.13	(38) (32) (26) (26)	11-12: 12-13: 13-Fin:	20.80 22.83 16.37	(33) (15) (28)	1.05 2.38 3.23 4.26	94.54	Sp1	83.55	(19)
7	BRIGNONE Federica Rossignol	ITA	Int1: Int2: Int3: Fin:	23.22 43.49 1:05.82 1:22.07	(3) (10) (7) (9)	11-12: 12-13: 13-Fin:	20.27 22.33 16.25	(17) (5) (25)	0.14 0.94 1.29 2.20	50.05	Sp1	84.71	(14)
8	MIRADOLI Romane Dynastar	FRA	Int1: Int2: Int3: Fin:	23.31 42.55 1:04.53 1:19.87	(10) (1) (1) (1)	11-12: 12-13: 13-Fin:	19.24 21.98 15.34	(1) (2) (2)	0.23 0.00 0.00 0.00	0.00	Sp1	87.14	(2)
9	GUT-BEHRAMI Lara Head	SUI	Int1: Int2: Int3: Fin:	23.08 42.72 1:05.08 1:20.75	(1) (2) (4) (3)	11-12: 12-13: 13-Fin:	19.64 22.36 15.67	(4) (8) (5)	0.00 0.17 0.55 0.88	20.35	Sp1	86.02	(7)
10	ROBINSON Alice Voelkl	NZL	Int1: Int2: Int3: Fin:	23.31 43.19 DNF	(10) (7)	11-12: 12-13: 13-Fin:	19.88	(7)	0.23 0.64		Sp1	86.06	(5)

PERFORMANCE ANALYSIS BY BIB

Number of Competitors: 49 Number of NSAs: 14

Bib	Name Ski	NSA Code	Positions			Partials		Difference		Speed			
			Pos	Time	Rank	Pos	Time	Rank	Time	Dist.(m)	Pos.	(km/h)	Rank
11	SUTER Corinne Head	SUI	Int1:	23.79	(25)	11-12:	20.32	(18)	0.71		Sp1	83.11	(24)
			Int2:	44.11	(21)	12-13:	23.18	(24)	1.56				
			Int3:	1:07.29	(20)	13-Fin:	16.03	(16)	2.76				
			Fin:	1:23.32	(20)				3.45	77.31	Avg:	80.67	
12	SIEBENHOFER Ramona Fischer	AUT	Int1:	24.25	(40)	11-12:	20.67	(28)	1.17		Sp1	74.42	(44)
			Int2:	44.92	(31)	12-13:	23.03	(21)	2.37				
			Int3:	1:07.95	(28)	13-Fin:	16.22	(21)	3.42				
			Fin:	1:24.17	(27)				4.30	95.38	Avg:	79.85	
13	MOWINCKEL Ragnhild Head	NOR	Int1:	23.36	(12)	11-12:	19.86	(6)	0.28		Sp1	84.14	(16)
			Int2:	43.22	(8)	12-13:	22.26	(4)	0.67				
			Int3:	1:05.48	(5)	13-Fin:	15.33	(1)	0.95				
			Fin:	1:20.81	(5)				0.94	21.72	Avg:	83.17	
14	VLHOVA Petra Rossignol	SVK	Int1:	23.81	(27)	11-12:	20.74	(30)	0.73		Sp1	83.69	(18)
			Int2:	44.55	(29)	12-13:	22.73	(12)	2.00				
			Int3:	1:07.28	(18)	13-Fin:	15.90	(10)	2.75				
			Fin:	1:23.18	(18)				3.31	74.29	Avg:	80.80	
15	SHIFFRIN Mikaela Atomic	USA	Int1:	23.22	(3)	11-12:	19.52	(2)	0.14		Sp1	83.98	(17)
			Int2:	42.74	(3)	12-13:	21.99	(3)	0.19				
			Int3:	1:04.73	(2)	13-Fin:	15.52	(3)	0.20				
			Fin:	1:20.25	(2)				0.38	8.84	Avg:	83.75	
16	HOLDENER Wendy Head	SUI	Int1:	23.25	(6)	11-12:	20.40	(21)	0.17		Sp1	81.51	(30)
			Int2:	43.65	(12)	12-13:	22.76	(13)	1.10				
			Int3:	1:06.41	(11)	13-Fin:	15.96	(12)	1.88				
			Fin:	1:22.37	(11)				2.50	56.67	Avg:	81.60	
17	BASSINO Marta Salomon	ITA	Int1:	23.10	(2)	11-12:	19.90	(9)	0.02		Sp1	84.92	(13)
			Int2:	43.00	(4)	12-13:	21.95	(1)	0.45				
			Int3:	1:04.95	(3)	13-Fin:	15.82	(7)	0.42				
			Fin:	1:20.77	(4)				0.90	20.80	Avg:	83.21	
18	HAEHLEN Joana Atomic	SUI	Int1:	23.72	(22)	11-12:	20.41	(22)	0.64		Sp1	83.31	(22)
			Int2:	44.13	(22)	12-13:	22.81	(14)	1.58				
			Int3:	1:06.94	(15)	13-Fin:	15.93	(11)	2.41				
			Fin:	1:22.87	(14)				3.00	67.59	Avg:	81.11	
19	GISIN Michelle Rossignol	SUI	Int1:	23.22	(3)	11-12:	20.45	(23)	0.14		Sp1	84.66	(15)
			Int2:	43.67	(13)	12-13:	22.35	(7)	1.12				
			Int3:	1:06.02	(8)	13-Fin:	15.89	(9)	1.49				
			Fin:	1:21.91	(8)				2.04	46.50	Avg:	82.06	
20	FLURY Jasmine Fischer	SUI	Int1:	23.80	(26)	11-12:	20.22	(15)	0.72		Sp1	85.63	(9)
			Int2:	44.02	(19)	12-13:	23.26	(27)	1.47				
			Int3:	1:07.28	(18)	13-Fin:	16.02	(15)	2.75				
			Fin:	1:23.30	(19)				3.43	76.88	Avg:	80.69	
21	WEIDLE Kira Rossignol	GER	Int1:	23.30	(7)	11-12:	20.49	(26)	0.22		Sp1	81.94	(28)
			Int2:	43.79	(15)	12-13:	22.34	(6)	1.24				
			Int3:	1:06.13	(10)	13-Fin:	15.76	(6)	1.60				
			Fin:	1:21.89	(7)				2.02	46.05	Avg:	82.08	
22	SCHEYER Christine Head	AUT	Int1:	23.68	(20)	11-12:			0.60		Sp1	82.40	(26)
			Int2:			12-13:							
			Int3:			13-Fin:							
			Fin:	DNF							Avg:		

Lenzerheide (SUI)
8th Women's Super-G

SAT 5 MAR 2022

PERFORMANCE ANALYSIS BY BIB

Start Time 10:00

Number of Competitors: 49 Number of NSAs: 14

Bib	Name Ski	NSA Code	Positions			Partials		Difference		Speed				
			Pos	Time	Rank	Pos	Time	Rank	Time	Dist.(m)	Pos.	(km/h)	Rank	
23	KOLLY Noemie Stoeckli	SUI	Int1: Int2: Int3: Fin:	DNF			I1-I2: I2-I3: I3-Fin:			Avg:				
24	MARSAGLIA Francesca Salomon	ITA	Int1: Int2: Int3: Fin:	23.40 44.14 1:07.55 1:23.82	(14) (23) (23) (23)	I1-I2: I2-I3: I3-Fin:	20.74 23.41 16.27	(30) (29) (26)	0.32 1.59 3.02 3.95	87.98	Sp1 Avg:	83.46 80.19	(20)	
25	SUTER Jasmina Stoeckli	SUI	Int1: Int2: Int3: Fin:	23.70 44.04 1:06.95 1:23.58	(21) (20) (16) (21)	I1-I2: I2-I3: I3-Fin:	20.34 22.91 16.63	(19) (19) (31)	0.62 1.49 2.42 3.71	82.87	Sp1 Avg:	83.38 80.42	(21)	
26	NUFER Priska Dynastar	SUI	Int1: Int2: Int3: Fin:	23.92 44.38 1:07.32 1:23.17	(34) (27) (21) (17)	I1-I2: I2-I3: I3-Fin:	20.46 22.94 15.85	(24) (20) (8)	0.84 1.83 2.79 3.30	74.08	Sp1 Avg:	75.74 80.81	(42)	
27	GAGNON Marie-Michele Head	CAN	Int1: Int2: Int3: Fin:	23.42	(16)	I1-I2: I2-I3: I3-Fin:			0.34			Sp1 Avg:	82.35	(27)
28	FEST Nadine Rossignol	AUT	Int1: Int2: Int3: Fin:	23.94 44.46 1:07.56 1:24.02	(35) (28) (24) (24)	I1-I2: I2-I3: I3-Fin:	20.52 23.10 16.46	(27) (23) (30)	0.86 1.91 3.03 4.15	92.22	Sp1 Avg:	81.84 80.00	(29)	
29	DELAGO Nicol Atomic	ITA	Int1: Int2: Int3: Fin:	23.91 45.49 1:09.65 1:26.36	(32) (35) (33) (33)	I1-I2: I2-I3: I3-Fin:	21.58 24.16 16.71	(36) (32) (32)	0.83 2.94 5.12 6.49	140.31	Sp1 Avg:	78.92 77.83	(35)	
30	MELESI Roberta Dynastar	ITA	Int1: Int2: Int3: Fin:	23.82 44.18 1:07.43 1:24.32	(28) (24) (22) (29)	I1-I2: I2-I3: I3-Fin:	20.36 23.25 16.89	(20) (26) (33)	0.74 1.63 2.90 4.45	98.53	Sp1 Avg:	79.02 79.71	(33)	
31	GAUCHE Laura Head	FRA	Int1: Int2: Int3: Fin:	23.42 43.01 1:06.08 1:22.07	(16) (5) (9) (9)	I1-I2: I2-I3: I3-Fin:	19.59 23.07 15.99	(3) (22) (13)	0.34 0.46 1.55 2.20	50.05	Sp1 Avg:	85.84 81.90	(8)	
32	VENIER Stephanie Head	AUT	Int1: Int2: Int3: Fin:	23.86 43.89 1:06.75 1:22.90	(30) (17) (14) (15)	I1-I2: I2-I3: I3-Fin:	20.03 22.86 16.15	(13) (16) (20)	0.78 1.34 2.22 3.03	68.24	Sp1 Avg:	75.97 81.08	(41)	
33	GRENIER Valerie Rossignol	CAN	Int1: Int2: Int3: Fin:	23.55 43.50	(19) (11)	I1-I2: I2-I3: I3-Fin:	19.95	(12)	0.47 0.95			Sp1 Avg:	86.82	(3)
34	REISINGER Elisabeth Head	AUT	Int1: Int2: Int3: Fin:	DNF			I1-I2: I2-I3: I3-Fin:					Sp1 Avg:		

Lenzerheide (SUI)


8th Women's Super-G

SAT 5 MAR 2022

PERFORMANCE ANALYSIS BY BIB

Start Time 10:00

Number of Competitors: 49 Number of NSAs: 14

Bib	Name Ski	NSA Code	Positions			Partials		Difference		Speed			
			Pos	Time	Rank	Pos	Time	Rank	Time	Dist.(m)	Pos.	(km/h)	Rank
35	CASHMAN Keely Rossignol	USA	Int1:	24.40	(44)	I1-I2:	20.78	(32)	1.32		Sp1	82.45	(25)
			Int2:	45.18	(33)	I2-I3:	23.21	(25)	2.63				
			Int3:	1:08.39	(30)	I3-Fin:	16.24	(23)	3.86				
			Fin:	1:24.63	(30)				4.76	105.01	Avg:	79.42	
36	FERK SAIONI Marusa Salomon	SLO	Int1:	24.38	(43)	I1-I2:	20.90	(34)	1.30		Sp1	72.70	(45)
			Int2:	45.28	(34)	I2-I3:	23.52	(31)	2.73				
			Int3:	1:08.80	(31)	I3-Fin:	16.24	(23)	4.27				
			Fin:	1:25.04	(31)				5.17	113.50	Avg:	79.04	
37	JENAL Stephanie Atomic	SUI	Int1:			I1-I2:							
			Int2:			I2-I3:							
			Int3:			I3-Fin:							
			Fin:	DNS							Avg:		
38	HAASER Ricarda Fischer	AUT	Int1:	23.78	(24)	I1-I2:	20.21	(14)	0.70		Sp1	86.04	(6)
			Int2:	43.99	(18)	I2-I3:	22.72	(11)	1.44				
			Int3:	1:06.71	(13)	I3-Fin:	16.05	(17)	2.18				
			Fin:	1:22.76	(12)				2.89	65.20	Avg:	81.21	
39	WRIGHT Isabella Atomic	USA	Int1:	23.91	(32)	I1-I2:	19.88	(7)	0.83		Sp1	80.41	(31)
			Int2:	43.79	(15)	I2-I3:	24.18	(33)	1.24				
			Int3:	1:07.97	(29)	I3-Fin:	16.23	(22)	3.44				
			Fin:	1:24.20	(28)				4.33	96.01	Avg:	79.82	
40	MANGAN Tricia Head	USA	Int1:	23.98	(36)	I1-I2:			0.90		Sp1	78.98	(34)
			Int2:			I2-I3:							
			Int3:			I3-Fin:							
			Fin:	DNF							Avg:		
41	PICHLER Karoline Head	ITA	Int1:	23.82	(28)	I1-I2:	19.93	(11)	0.74		Sp1	83.29	(23)
			Int2:	43.75	(14)	I2-I3:	22.89	(18)	1.20				
			Int3:	1:06.64	(12)	I3-Fin:	16.13	(19)	2.11				
			Fin:	1:22.77	(13)				2.90	65.41	Avg:	81.20	
42	SMADJA CLEMENT Karen Head	FRA	Int1:	24.29	(42)	I1-I2:			1.21		Sp1	77.66	(37)
			Int2:			I2-I3:							
			Int3:			I3-Fin:							
			Fin:	DNF							Avg:		
43	DELAGO Nadia Atomic	ITA	Int1:	23.30	(7)	I1-I2:			0.22		Sp1	87.84	(1)
			Int2:			I2-I3:							
			Int3:			I3-Fin:							
			Fin:	DNF							Avg:		
44	PASLIER Esther Head	FRA	Int1:	24.26	(41)	I1-I2:			1.18		Sp1	79.90	(32)
			Int2:			I2-I3:							
			Int3:			I3-Fin:							
			Fin:	DNF							Avg:		
45	ROUX Tiffany Dynastar	FRA	Int1:	24.08	(37)	I1-I2:	20.24	(16)	1.00		Sp1	74.44	(43)
			Int2:	44.32	(25)	I2-I3:	23.34	(28)	1.77				
			Int3:	1:07.66	(25)	I3-Fin:	16.41	(29)	3.13				
			Fin:	1:24.07	(25)				4.20	93.27	Avg:	79.95	
46	REMME Roni Head	CAN	Int1:	24.23	(39)	I1-I2:	20.67	(28)	1.15		Sp1	77.05	(39)
			Int2:	44.90	(30)	I2-I3:	22.87	(17)	2.35				
			Int3:	1:07.77	(27)	I3-Fin:	16.00	(14)	3.24				
			Fin:	1:23.77	(22)				3.90	86.92	Avg:	80.23	

Lenzerheide (SUI)



8th Women's Super-G

SAT 5 MAR 2022

PERFORMANCE ANALYSIS BY BIB

Start Time 10:00

Number of Competitors: 49 Number of NSAs: 14

Bib	Name Ski	NSA Code	Positions			Partials		Difference		Speed			
			Pos	Time	Rank	Pos	Time	Rank	Time	Dist.(m)	Pos.	(km/h)	Rank
47	GROEBLI Nathalie Fischer	SUI	Int1: Int2: Int3: Fin:	DNS			I1-I2: I2-I3: I3-Fin:			Avg:			
48	GASIENICA-DANIEL Maryna Atomic	POL	Int1: Int2: Int3: Fin:	23.86 44.33 1:06.98 1:23.09	(30) (26) (17) (16)	I1-I2: I2-I3: I3-Fin:	20.47 22.65 16.11	(25) (10) (18)	0.78 1.78 2.45 3.22	72.35	Sp1 Avg:	76.64 80.89	(40)
49	MUZAFERIJA Elvedina Atomic	BIH	Int1: Int2: Int3: Fin:	24.63 45.74 1:09.21 1:25.53	(45) (36) (32) (32)	I1-I2: I2-I3: I3-Fin:	21.11 23.47 16.32	(35) (30) (27)	1.55 3.19 4.68 5.66	123.55	Sp1 Avg:	77.17 78.58	(38)

Intermediate Time Positions : Int. 1 = Inter1 Int. 2 = Inter2 Int. 3 = Inter3
 Speed Measurement Positions : Sp 1 = Speed 1

Legend:							
Avg	Average	Dist.(m)	Distance in metres	DNF	Did Not Finish	DNS	Did Not Start
Fin	Finish	Int	Intermediate	Ix	Intermediate x		
Pos.	Intermediate or speed position			Sp	Speed trap		

Lenzerheide (SUI)

8th Women's Super-G

FIS WORLD CUP STANDINGS

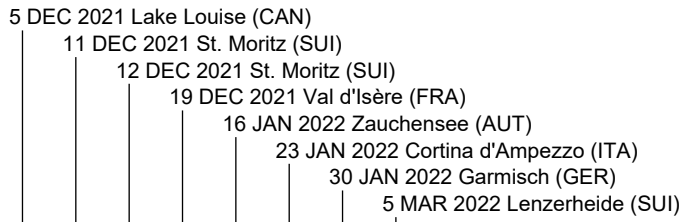

Number of Competitors: 54, Number of NSAs: 15

Rank	FIS Code	Name	NSA Code	1	2	3	4	5	6	7	8	WC Points	Diff.
1	297601	BRIGNONE Federica	ITA	45	32	100	50	100	50	100	29	506	
2	297910	CURTONI Elena	ITA	36	40	80	60	32	100	26	-	374	132
3	298323	GOGGIA Sofia	ITA	100	80	40	100	12	-	-	-	332	174
4	6535237	SHIFFRIN Mikaela	USA	40	60	60	45	-	15	-	80	300	206
5	516138	GUT-BEHRAMI Lara	SUI	80	100	-	-	26	20	-	60	286	220
6	56088	TIPPLER Tamara	AUT	50	13	-	36	20	80	60	-	259	247
7	425929	MOWINCKEL Ragnhild	NOR	22	50	6	80	14	36	-	45	253	253
8	516319	SUTER Corinne	SUI	14	10	5	40	80	45	32	11	237	269
9	197497	MIRADOLI Romane	FRA	4	24	-	26	16	20	40	100	230	276
10	299276	BASSINO Marta	ITA	-	29	32	18	50	10	15	50	204	302
11	56125	PUCHNER Mirjam	AUT	60	12	10	10	18	26	50	-	186	320
12	56128	HUETTER Cornelia	AUT	13	-	22	32	-	11	100	-	178	328
13	56256	RAEDLER Ariane	AUT	-	45	14	20	60	-	24	-	163	343
14	516248	FLURY Jasmine	SUI	9	26	36	4	24	24	9	12	144	362
15	56087	SIEBENHOFER Ramona	AUT	32	-	45	22	24	16	-	4	143	363
16	516284	GISIN Michelle	SUI	-	18	26	-	-	60	-	32	136	370
17	516185	HAEHLEN Joana	SUI	29	16	22	-	5	13	32	18	135	371
18	415232	ROBINSON Alice	NZL	11	7	50	-	36	29	-	-	133	373
19	196928	WORLEY Tessa	FRA	-	-	-	5	45	40	-	40	130	376
20	197641	GAUCHE Laura	FRA	-	15	11	14	45	-	6	29	120	386
21	206668	WEIDLE Kira	GER	6	12	2	15	15	22	11	36	119	387
22	56417	FEST Nadine	AUT	-	4	8	8	10	14	45	7	96	410
23	155763	LEDECKA Ester	CZE	20	-	-	-	29	32	-	5	86	420
24	6535455	JOHNSON Breezy	USA	24	22	7	29	-	-	-	-	82	424
25	516280	HOLDENER Wendy	SUI	-	36	9	-	7	-	-	24	76	430
26	105269	GAGNON Marie-Michele	CAN	29	20	-	12	-	-	10	-	71	435
27	297702	MARSAGLIA Francesca	ITA	18	6	29	2	3	-	2	8	68	438
28	516394	SUTER Jasmina	SUI	-	-	-	-	5	9	36	10	60	446
29	197383	GAUTHIER Tiffany	FRA	5	5	24	3	-	12	8	-	57	449
30	298694	PICHLER Karoline	ITA	-	3	12	-	-	7	5	20	47	459
30	516219	NUFER Priska	SUI	-	9	18	1	-	2	3	14	47	459
30	56198	SCHEYER Christine	AUT	10	8	-	11	11	-	7	-	47	459
33	299466	DELAGO Nicol	ITA	3	-	16	-	-	5	20	-	44	462
34	485941	PLESHKOVA Julia	RUS	8	-	-	13	-	8	13	-	42	464
35	56177	VENIER Stephanie	AUT	-	-	-	9	1	-	15	16	41	465
36	56311	REISINGER Elisabeth	AUT	-	-	-	18	-	-	22	-	40	466
37	516521	KOLLY Noemie	SUI	-	14	-	7	2	-	16	-	39	467
38	56174	HAASER Ricarda	AUT	12	-	4	-	-	-	-	22	38	468
38	299383	MELESI Roberta	ITA	8	-	-	6	-	4	18	2	38	468
40	705423	VLHOVA Petra	SVK	-	-	-	-	13	-	-	13	26	480
41	197956	CERUTTI Camille	FRA	-	-	1	24	-	-	-	-	25	481
42	435334	GASIENICA-DANI.	POL	-	2	-	-	6	-	-	15	23	483
43	516517	JENAL Stephanie	SUI	-	-	15	-	-	6	-	-	21	485
44	299630	DELAGO Nadia	ITA	-	1	4	-	-	-	13	-	18	488
45	55970	SCHMIDHOFER Nicole	AUT	16	-	-	-	-	-	-	-	16	490
45	565320	FERK Marusa	SLO	15	-	-	-	-	-	1	-	16	490
47	6536213	CASHMAN Keely	USA	2	-	-	-	8	3	-	1	14	492
48	715171	MUZAFERIJA Elvedina	BIH	-	-	13	-	-	-	-	-	13	493
48	107583	REMME Roni	CAN	-	-	-	-	-	-	4	9	13	493
50	56224	MAIER Sabrina	AUT	-	-	-	-	9	-	-	-	9	497
51	197860	ROUX Tifany	FRA	-	-	-	-	-	-	-	6	6	500
52	6535791	WRIGHT Isabella	USA	-	-	-	-	-	-	-	3	3	503

Lenzerheide (SUI)

8th Women's Super-G

FIS WORLD CUP STANDINGS



Number of Competitors: 54, Number of NSAs: 15

Rank	FIS Code	Name	NSA Code	1	2	3	4	5	6	7	8	WC Points	Diff.
53	539536	WILES Jacqueline	USA	1	-	-	-	-	-	-	-	1	505
53	516705	DURRER Delia	SUI	-	-	-	-	-	1	-	-	1	505

Legend:	-	No points	Diff.	Difference	WC	World Cup
----------------	---	-----------	-------	------------	----	-----------

Lenzerheide (SUI)

8th Women's Super-G

OVERALL FIS WORLD CUP STANDINGS

Number of Competitors: 128, Number of NSAs: 22

Rank	FIS Code	Name	NSA Code	WC Points	Diff.	DH 8 races	SL 7 races	GS 6 races	SG 8 races	AC 0 races	PAR 1 race
1	6535237	SHIFFRIN Mikaela	USA	1106		5 (46)	440 (2)	361 (3)	300 (4)	-	-
2	705423	VLHOVA Petra	SVK	1039	67	22 (35)	660 (1)	331 (4)	26 (40)	-	-
3	298323	GOGGIA Sofia	ITA	851	255	482 (1)	-	37 (32)	332 (3)	-	-
3	297601	BRIGNONE Federica	ITA	851	255	185 (12)	24 (35)	136 (8)	506 (1)	-	-
5	506399	HECTOR Sara	SWE	682	424	-	175 (9)	462 (1)	-	-	45 (5)
6	516319	SUTER Corinne	SUI	657	449	407 (2)	-	13 (41)	237 (8)	-	-
7	425929	MOWINCKEL Ragnhild	NOR	635	471	234 (8)	-	148 (6)	253 (7)	-	-
8	516138	GUT-BEHRAMI Lara	SUI	590	516	163 (15)	-	125 (12)	286 (5)	-	16 (15)
8	516284	GISIN Michelle	SUI	590	516	134 (19)	187 (7)	133 (9)	136 (16)	-	-
10	56087	SIEBENHOFER Ramona	AUT	584	522	311 (3)	-	130 (10)	143 (15)	-	-
11	297910	CURTONI Elena	ITA	532	574	142 (17)	-	16 (38)	374 (2)	-	-
12	196928	WORLEY Tessa	FRA	497	609	-	-	367 (2)	130 (19)	-	-
13	56125	PUCHNER Mirjam	AUT	482	624	296 (5)	-	-	186 (11)	-	-
14	299276	BASSINO Marta	ITA	459	647	9 (40)	-	196 (5)	204 (10)	-	50 (4)
15	516280	HUEDENER Wendy	SUI	445	661	6 (44)	321 (3)	42 (29)	76 (25)	-	-
16	56128	HUETTER Cornelia	AUT	399	707	221 (11)	-	-	178 (12)	-	-
17	155763	LEDECKA Ester	CZE	389	717	303 (4)	-	-	86 (23)	-	-
18	56088	TIPPLER Tamara	AUT	373	733	114 (23)	-	-	259 (6)	-	-
19	56388	LIENSBERGER Katharina	AUT	351	755	-	272 (5)	64 (23)	-	-	15 (16)
20	206355	DUERR Lena	GER	348	758	-	312 (4)	-	-	-	36 (7)
21	197497	MIRADOLI Romane	FRA	347	759	117 (22)	-	-	230 (9)	-	-
22	206668	WEIDLE Kira	GER	343	763	224 (10)	-	-	119 (21)	-	-
23	516248	FLURY Jasmine	SUI	323	783	179 (13)	-	-	144 (14)	-	-
24	6535455	JOHNSON Breezy	USA	322	784	240 (7)	-	-	82 (24)	-	-
25	56315	TRUPPE Katharina	AUT	295	811	-	157 (10)	127 (11)	-	-	11 (20)
26	565401	BUCIK Ana	SLO	279	827	-	191 (6)	88 (17)	-	-	-
27	56256	RAEDLER Ariane	AUT	277	829	114 (23)	-	-	163 (13)	-	-
28	516219	NUFER Priska	SUI	275	831	228 (9)	-	-	47 (30)	-	-
29	516185	HAEHLEN Joana	SUI	274	832	139 (18)	-	-	135 (17)	-	-
30	299630	DELAGO Nadia	ITA	264	842	246 (6)	-	-	18 (44)	-	-
31	105269	GAGNON Marie-Michele	CAN	248	858	177 (14)	-	-	71 (26)	-	-
32	565463	SLOKAR Andreja	SLO	237	869	-	99 (18)	38 (30)	-	-	100 (1)
33	516562	RAST Camille	SUI	209	897	-	106 (16)	97 (16)	-	-	6 (25)
34	197641	GAUCHE Laura	FRA	206	900	86 (27)	-	-	120 (20)	-	-
35	56198	SCHEYER Christine	AUT	204	902	157 (16)	-	-	47 (30)	-	-
36	426193	STJERNESUND Th.	NOR	198	908	-	52 (28)	66 (21)	-	-	80 (2)
37	435334	GASIENICA-DANI.	POL	193	913	-	-	146 (7)	23 (42)	-	24 (11)
38	426100	HOLTMANN Mina Fuerst	NOR	191	915	-	93 (20)	98 (15)	-	-	-
39	506146	SWENN LARSSON Anna	SWE	182	924	-	182 (8)	-	-	-	-
40	415232	ROBINSON Alice	NZL	177	929	-	-	44 (28)	133 (18)	-	-
40	426043	TVIBERG Maria Therese	NOR	177	929	-	87 (22)	83 (18)	-	-	7 (24)
42	56177	VENIER Stephanie	AUT	170	936	129 (20)	-	-	41 (35)	-	-
43	56417	FEST Nadine	AUT	167	939	71 (28)	-	-	96 (22)	-	-
44	539909	MOLTZAN Paula	USA	164	942	-	98 (19)	66 (21)	-	-	-
45	56311	REISINGER Elisabeth	AUT	151	955	111 (25)	-	-	40 (36)	-	-
45	56253	HUBER Katharina	AUT	151	955	-	113 (14)	38 (30)	-	-	-
47	385096	POPOVIC Leona	CRO	146	960	-	146 (11)	-	-	-	-
48	299466	DELAGO Nicol	ITA	138	968	94 (26)	-	-	44 (33)	-	-
49	565471	HROVAT Meta	SLO	131	975	-	21 (36)	110 (13)	-	-	-
50	565360	STUHEC Ilka	SLO	120	986	120 (21)	-	-	-	-	-
51	56367	GALLHUBER Katharina	AUT	119	987	-	116 (12)	-	-	-	3 (28)
52	107798	NULLMEYER Ali	CAN	115	991	-	115 (13)	-	-	-	-
53	107613	GRENIER Valerie	CAN	110	996	-	-	110 (13)	-	-	-
54	155728	DUBOVSKA Martina	CZE	108	998	-	108 (15)	-	-	-	-
55	56174	HAASER Ricarda	AUT	107	999	1 (49)	-	68 (20)	38 (38)	-	-
56	197124	FRASSE SOMBET Coralie	FRA	106	1000	-	-	80 (19)	-	-	26 (10)
57	107427	ST-GERMAIN Laurence	CAN	104	1002	-	104 (17)	-	-	-	-
58	297702	MARSAGLIA Francesca	ITA	101	1005	33 (31)	-	-	68 (27)	-	-
59	56333	MAIR Chiara	AUT	96	1010	-	88 (21)	-	-	-	8 (23)
60	56217	BRUNNER Stephanie	AUT	90	1016	-	-	61 (24)	-	-	29 (9)
61	516394	SUTER Jasmina	SUI	82	1024	18 (38)	-	-	60 (28)	-	4 (27)
62	106961	MIELZYNSKI Erin	CAN	81	1025	-	81 (23)	-	-	-	-
63	6535773	O BRIEN Nina	USA	80	1026	-	18 (37)	61 (24)	-	-	1 (30)
64	565373	ROBNIK Tina	SLO	79	1027	-	-	47 (27)	-	-	32 (8)

Lenzerheide (SUI)

8th Women's Super-G

OVERALL FIS WORLD CUP STANDINGS

Number of Competitors: 128, Number of NSAs: 22

Rank	FIS Code	Name	NSA Code	WC Points	Diff.	DH 8 races	SL 7 races	GS 6 races	SG 8 races	AC 0 races	PAR 1 race
64	516283	ELLENBERGER Andrea	SUI	79	1027	-	-	57 (26)	-	-	22 (12)
66	516521	KOLLY Noemie	SUI	73	1033	34 (30)	-	-	39 (37)	-	-
67	196806	NOENS Nastasia	FRA	71	1035	-	71 (24)	-	-	-	-
67	485941	PLESHKOVA Julia	RUS	71	1035	29 (33)	-	-	42 (34)	-	-
69	426187	LYSDAHL Kristin	NOR	66	1040	-	6 (48)	-	-	-	60 (3)
70	197383	GAUTHIER Tiffany	FRA	65	1041	8 (41)	-	-	57 (29)	-	-
71	225518	GUEST Charlie	GBR	64	1042	-	64 (25)	-	-	-	-
72	107747	SMART Amelia	CAN	60	1046	-	60 (26)	-	-	-	-
73	507168	AICHER Emma	GER	58	1048	-	46 (29)	-	-	-	12 (19)
74	506583	SAEFVENBERG Charlotta	SWE	55	1051	-	55 (27)	-	-	-	-
75	298694	PICHLER Karoline	ITA	54	1052	7 (43)	-	-	47 (30)	-	-
76	516268	WILD Simone	SUI	51	1055	-	-	37 (32)	-	-	14 (17)
77	299383	MELESI Roberta	ITA	46	1060	-	-	8 (45)	38 (38)	-	-
77	565491	DVORNIK Neja	SLO	46	1060	-	40 (31)	6 (48)	-	-	-
79	539536	WILES Jacqueline	USA	44	1062	43 (29)	-	-	1 (53)	-	-
80	56373	MOERZINGER Elisa	AUT	43	1063	-	-	23 (35)	-	-	20 (13)
80	197616	ALPHAND Estelle	SWE	43	1063	-	-	33 (34)	-	-	10 (21)
80	56344	SPORER Marie-Therese	AUT	43	1063	-	43 (30)	-	-	-	-
83	426324	MONSEN Marte	NOR	40	1066	-	-	-	-	-	40 (6)
84	6535791	WRIGHT Isabella	USA	34	1072	31 (32)	-	-	3 (52)	-	-
85	507109	ARONSSON ELFMAN Hanna	SWE	30	1076	-	16 (38)	14 (39)	-	-	-
85	197651	DIREZ Clara	FRA	30	1076	-	-	21 (36)	-	-	9 (22)
87	56224	MAIER Sabrina	AUT	29	1077	20 (36)	-	-	9 (50)	-	-
87	715171	MUZAFERIJA Elvedina	BIH	29	1077	16 (39)	-	-	13 (48)	-	-
89	197956	CERUTTI Camille	FRA	28	1078	3 (47)	-	-	25 (41)	-	-
90	107583	REMME Roni	CAN	27	1079	-	14 (41)	-	13 (48)	-	-
91	206497	FILSER Andrea	GER	26	1080	-	13 (42)	-	-	-	13 (18)
91	506701	HOERNBLAD Lisa	SWE	26	1080	26 (34)	-	-	-	-	-
93	516407	KASPER Vanessa	SUI	25	1081	-	-	7 (47)	-	-	18 (14)
93	185493	POHJOLAINEN Rosa	FIN	25	1081	-	25 (32)	-	-	-	-
93	299699	PETERLINI Martina	ITA	25	1081	-	25 (32)	-	-	-	-
93	355061	HILZINGER Jessica	GER	25	1081	-	25 (32)	-	-	-	-
97	565320	FERK Marusa	SLO	24	1082	8 (41)	-	-	16 (45)	-	-
98	516517	JENAL Stephanie	SUI	21	1085	-	-	-	21 (43)	-	-
99	225525	TILLEY Alex	GBR	20	1086	-	-	20 (37)	-	-	-
99	6536396	WILKINSON Alix	USA	20	1086	20 (36)	-	-	-	-	-
101	6536392	HURT A J	USA	19	1087	-	-	14 (39)	-	-	5 (26)
102	6536213	CASHMAN Keely	USA	17	1089	3 (47)	-	-	14 (47)	-	-
103	55970	SCHMIDHOFER Nicole	AUT	16	1090	-	-	-	16 (45)	-	-
103	516426	STOFFEL Elena	SUI	16	1090	-	16 (38)	-	-	-	-
105	516504	DANIOTH Aline	SUI	15	1091	-	15 (40)	-	-	-	-
106	435432	LUCZAK Magdalena	POL	11	1095	-	-	11 (42)	-	-	-
106	665009	SHKANOVA Maria	BLR	11	1095	-	11 (43)	-	-	-	-
106	56392	GRITSCH Franziska	AUT	11	1095	-	-	9 (43)	-	-	2 (29)
109	506867	FERMBAECK Elsa	SWE	10	1096	-	10 (44)	-	-	-	-
110	108461	RICHARDSON Britt	CAN	9	1097	-	-	9 (43)	-	-	-
111	299983	GULLI Anita	ITA	8	1098	-	8 (45)	-	-	-	-
111	516530	GOOD Nicole	SUI	8	1098	-	8 (45)	-	-	-	-
111	485802	TKACHENKO Ekaterina	RUS	8	1098	-	-	8 (45)	-	-	-
114	307493	ANDO Asa	JPN	7	1099	-	7 (47)	-	-	-	-
115	56426	NUSSBAUMER Vanessa	AUT	6	1100	6 (44)	-	-	-	-	-
115	197860	ROUX Tiffany	FRA	6	1100	-	-	-	6 (51)	-	-
117	507046	BOSTROEM MUSSENER Moa	SWE	5	1101	-	5 (49)	-	-	-	-
117	385116	LJUTIC Zrinka	CRO	5	1101	-	5 (49)	-	-	-	-
119	516574	HAERRI Vivianne	SUI	4	1102	-	-	4 (49)	-	-	-
119	197931	LACHEB Kenza	FRA	4	1102	-	4 (51)	-	-	-	-
119	306977	MUKOGAWA Sakurako	JPN	4	1102	-	4 (51)	-	-	-	-
122	405138	JELINKOVA Adriana	NED	3	1103	-	-	3 (50)	-	-	-
122	6536171	HENSIEN Katie	USA	3	1103	-	3 (53)	-	-	-	-
122	185430	HONKANEN Riikka	FIN	3	1103	-	3 (53)	-	-	-	-
122	206532	SCHMOTZ Marlene	GER	3	1103	-	-	3 (50)	-	-	-
126	507011	LOEVBLUM Hilma	SWE	2	1104	-	-	2 (52)	-	-	-
127	506860	LUTHMAN Jonna	SWE	1	1105	1 (49)	-	-	-	-	-
127	516705	DURRER Delia	SUI	1	1105	-	-	-	1 (53)	-	-

Lenzerheide (SUI)

8th Women's Super-G



OVERALL FIS WORLD CUP STANDINGS

Number of Competitors: 128, Number of NSAs: 22

Rank	FIS Code	Name	NSA Code	WC Points	Diff.	DH 8 races	SL 7 races	GS 6 races	SG 8 races	AC 0 races	PAR 1 race
------	----------	------	----------	-----------	-------	---------------	---------------	---------------	---------------	---------------	---------------

Legend:											
-	No points	AC	Alpine Combined	DH	Downhill	Diff.	Difference				
GS	Giant Slalom	PAR	Parallel	SG	Super-G	SL	Slalom				
WC	World Cup										

Lenzerheide (SUI)

8th Women's Super-G

FIS WCSL LIST


5 DEC 2021 Lake Louise (CAN)

11 DEC 2021 St. Moritz (SUI)

12 DEC 2021 St. Moritz (SUI)

19 DEC 2021 Val d'Isère (FRA)

16 JAN 2022 Zauchensee (AUT)

23 JAN 2022 Cortina d'Ampezzo (ITA)

30 JAN 2022 Garmisch (GER)

11 FEB 2022 Beijing (CHN)

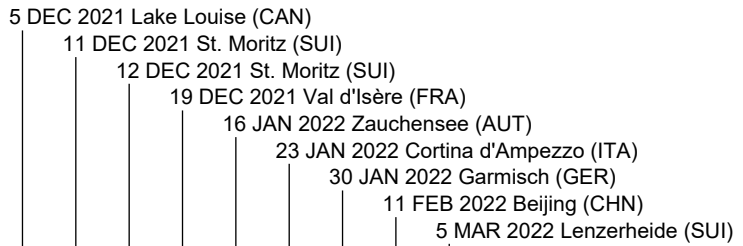
5 MAR 2022 Lenzerheide (SUI)

Number of Competitors: 68, Number of NSAs: 16

Rank	FIS Code	Name	NSA Code	1	2	3	4	5	6	7	8	9	Base	- X	+ Y =	WCSL-SG
1	297601	BRIGNONE Federica	ITA	45	32	100	50	100	50	100	36	29	349	314	542	577
2	516138	GUT-BEHRAMI Lara	SUI	80	100	-	-	26	20	-	100	60	625	563	386	448
3	297910	CURTONI Elena	ITA	36	40	80	60	32	100	26	26	-	136	122	400	414
4	298323	GOGGIA Sofia	ITA	100	80	40	100	12	-	-	-	-	86	77	332	341
5	56088	TIPPLER Tamara	AUT	50	13	-	36	20	80	60	50	-	308	277	309	340
6	6535237	SHIFFRIN Mikaela	USA	40	60	60	45	-	15	-	29	80	60	54	329	335
7	425929	MOWINCKEL Ragnhild	NOR	22	50	6	80	14	36	-	40	45	114	103	293	304
8	516319	SUTER Corinne	SUI	14	10	5	40	80	45	32	20	11	390	351	257	296
9	56125	PUCHNER Mirjam	AUT	60	12	10	10	18	26	50	80	-	49	44	266	271
10	197497	MIRADOLI Romane	FRA	4	24	-	26	16	20	40	24	100	78	70	254	262
11	299276	BASSINO Marta	ITA	-	29	32	18	50	10	15	-	50	252	227	204	229
12	56128	HUETTER Cornelia	AUT	13	-	22	32	-	11	100	32	-	10	9	210	211
13	516284	GISIN Michèle	SUI	-	18	26	-	-	60	-	60	32	139	125	196	210
14	56256	RAEDLER Ariane	AUT	-	45	14	20	60	-	24	-	-	62	56	163	169
14	516248	FLURY Jasmine	SUI	9	26	36	4	24	24	9	22	12	35	32	166	169
16	155763	LEDECKA Ester	CZE	20	-	-	-	29	32	-	45	5	286	257	131	160
17	56087	SIEBENHOFER Ramona	AUT	32	-	45	22	24	16	-	-	4	8	7	143	144
18	196928	WORLEY Tessa	FRA	-	-	-	5	45	40	-	-	40	108	97	130	141
18	516185	HAEHLEN Joana	SUI	29	16	22	-	5	13	32	-	18	60	54	135	141
20	206668	WEIDLE Kira	GER	6	12	2	15	15	22	11	16	36	51	46	135	140
21	415232	ROBINSON Alice	NZL	11	7	50	-	36	29	-	-	-	36	32	133	137
22	197641	GAUCHE Laura	FRA	-	15	11	14	45	-	6	-	29	44	40	120	124
23	105269	GAGNON Marie-Michele	CAN	29	20	-	12	-	-	10	18	-	165	149	89	105
24	56417	FEST Nadine	AUT	-	4	8	8	10	14	45	-	7	22	20	96	98
25	6535455	JOHNSON Breezy	USA	24	22	7	29	-	-	-	-	-	53	48	82	87
26	297702	MARSAGLIA Francesca	ITA	18	6	29	2	3	-	2	-	8	146	131	68	83
27	516280	HOLDENER Wendy	SUI	-	36	9	-	7	-	-	-	24	47	42	76	81
28	516394	SUTER Jasmina	SUI	-	-	-	-	5	9	36	-	10	51	46	60	65
28	197383	GAUTHIER Tiffany	FRA	5	5	24	3	-	12	8	-	-	78	70	57	65
30	516219	NUFER Priska	SUI	-	9	18	1	-	2	3	-	14	122	110	47	59
31	56198	SCHEYER Christine	AUT	10	8	-	11	11	-	7	-	-	112	101	47	58
32	299466	DELAGO Nicol	ITA	3	-	16	-	-	5	20	-	-	49	44	44	49
33	56174	HAASER Ricarda	AUT	12	-	4	-	-	-	-	-	22	97	87	38	48
34	298694	PICHLER Karoline	ITA	-	3	12	-	-	7	5	-	20	-	-	47	47
35	56177	VENIER Stephanie	AUT	-	-	-	9	1	-	15	-	16	53	48	41	46
36	705423	VLHOVA Petra	SVK	-	-	-	-	13	-	-	-	13	187	168	26	45
37	485941	PLESHKOVA Julia	RUS	8	-	-	13	-	8	13	-	-	19	17	42	44
38	56311	REISINGER Elisabeth	AUT	-	-	-	18	-	-	22	-	-	8	7	40	41
38	299383	MELESI Roberta	ITA	8	-	-	6	-	4	18	-	2	34	31	38	41
38	516521	KOLLY Noemie	SUI	-	14	-	7	2	-	16	-	-	22	20	39	41
41	55970	SCHMIDHOFER Nicole	AUT	16	-	-	-	-	-	-	-	-	227	204	16	39
42	197956	CERUTTI Camille	FRA	-	-	1	24	-	-	-	-	-	-	-	25	25
43	435334	GASIENICA-DANI.	POL	-	2	-	-	6	-	-	-	15	4	4	23	23
43	426257	LIE Kajsa Vickhoff	NOR	-	-	-	-	-	-	-	-	-	227	204	-	23
45	516517	JENAL Stephanie	SUI	-	-	15	-	-	6	-	-	-	-	-	21	21
46	565320	FERK Marusa	SLO	15	-	-	-	-	-	1	-	-	40	36	16	20
47	299630	DELAGO Nadia	ITA	-	1	4	-	-	-	13	-	-	-	-	18	18
48	6536213	CASHMAN Keely	USA	2	-	-	-	8	3	-	-	1	26	23	14	17
49	715171	MUZAFERIJA Elvedina	BIH	-	-	13	-	-	-	-	-	-	-	-	13	13
49	107583	REMME Roni	CAN	-	-	-	-	-	-	4	-	9	-	-	13	13
51	56224	MAIER Sabrina	AUT	-	-	-	-	9	-	-	-	-	-	-	9	9

Lenzerheide (SUI)

8th Women's Super-G

FIS WCSL LIST

Number of Competitors: 68, Number of NSAs: 16

Rank	FIS Code	Name	NSA Code	1	2	3	4	5	6	7	8	9	Base	- X	+ Y =	WCSL-SG
51	56328	ORTLIEB Nina	AUT	-	-	-	-	-	-	-	-	-	86	77	-	9
53	197860	ROUX Tiffany	FRA	-	-	-	-	-	-	-	-	6	15	14	6	7
54	6535791	WRIGHT Isabella	USA	-	-	-	-	-	-	-	-	3	16	14	3	5
54	299624	PIROVANO Laura	ITA	-	-	-	-	-	-	-	-	-	48	43	-	5
56	56241	SCHNEEBERGER Rosina	AUT	-	-	-	-	-	-	-	-	-	26	23	-	3
56	56268	HEIDER Michaela	AUT	-	-	-	-	-	-	-	-	-	33	30	-	3
56	6535600	MERRYWEATHER Alice	USA	-	-	-	-	-	-	-	-	-	26	23	-	3
59	565360	STUHEC Ilka	SLO	-	-	-	-	-	-	-	-	-	16	14	-	2
60	539536	WILES Jacqueline	USA	1	-	-	-	-	-	-	-	-	-	-	1	1
60	516705	DURRER Delia	SUI	-	-	-	-	-	1	-	-	-	-	-	1	1
60	197616	ALPHAND Estelle	SWE	-	-	-	-	-	-	-	-	-	8	7	-	1
60	6536392	HURT A J	USA	-	-	-	-	-	-	-	-	-	6	5	-	1
60	516429	GROEBLI Nathalie	SUI	-	-	-	-	-	-	-	-	-	6	5	-	1
60	56258	AGER Christina	AUT	-	-	-	-	-	-	-	-	-	6	5	-	1
60	56509	GRILL Lisa	AUT	-	-	-	-	-	-	-	-	-	13	12	-	1
60	516344	KOPP Rahel	SUI	-	-	-	-	-	-	-	-	-	14	13	-	1
60	538685	McKENNIS DURAN Alice	USA	-	-	-	-	-	-	-	-	-	8	7	-	1

Number of competitors per NSA in the top 60

AUT:	15	BIH:	1	CAN:	2	CZE:	1	FRA:	6	GER:	1
ITA:	10	NOR:	2	NZL:	1	POL:	1	RUS:	1	SLO:	2
SUI:	10	SVK:	1	USA:	6						

Legend:

-	No points	Base	Last season FIS World Cup Start List points
WCSL-SG	FIS World Cup Start List points for Super-G		
X	(Base/number of planned races in the current season) *(number of completed races in the current season)		
Y	FIS World Cup points won in the current season		

Lenzerheide (SUI)

8th Women's Super-G

OVERALL FIS WCSL LIST

Number of Competitors: 161, Number of NSAs: 24

Rank	FIS Code	Name	NSA Code	WCSL	Diff.	DH 9 races	SL 8 races	GS 7 races	SG 9 races	AC 1 race	PAR 1 race
1	705423	VLHOVA Petra	SVK	1447		38 (31)	906 (1)	458 (4)	45 (36)	-	-
2	6535237	SHIFFRIN Mikaela	USA	1434	13	5 (52)	583 (2)	511 (2)	335 (6)	-	-
3	297601	BRIGNONE Federica	ITA	1192	255	195 (16)	32 (35)	328 (6)	577 (1)	60 (3)	-
4	516284	GISIN Michelle	SUI	1071	376	153 (19)	325 (6)	283 (8)	210 (13)	100 (1)	-
5	298323	GOGGIA Sofia	ITA	1039	408	610 (1)	-	88 (27)	341 (4)	-	-
6	516138	GUT-BEHRAMI Lara	SUI	972	475	207 (15)	-	301 (7)	448 (2)	-	16 (15)
7	516319	SUTER Corinne	SUI	877	570	558 (2)	-	23 (38)	296 (8)	-	-
8	506399	HECTOR Sara	SWE	870	577	-	204 (9)	621 (1)	-	-	45 (5)
9	425929	MOWINCKEL Ragnhild	NOR	790	657	260 (10)	-	226 (10)	304 (7)	-	-
10	516280	HOLDENER Wendy	SUI	740	707	6 (48)	474 (4)	99 (22)	81 (27)	80 (2)	-
11	56087	SIEBENHOFER Ramona	AUT	732	715	357 (3)	-	195 (13)	144 (17)	36 (7)	-
12	56388	LIENSBERGER Katharina	AUT	682	765	-	510 (3)	157 (14)	-	-	15 (16)
13	297910	CURTONI Elena	ITA	668	779	211 (13)	-	43 (33)	414 (3)	-	-
14	299276	BASSINO Marta	ITA	661	786	13 (44)	3 (61)	366 (5)	229 (11)	-	50 (4)
15	196928	WORLEY Tessa	FRA	636	811	-	-	495 (3)	141 (18)	-	-
16	56125	PUCHNER Mirjam	AUT	613	834	342 (4)	-	-	271 (9)	-	-
17	155763	LEDECKA Ester	CZE	542	905	329 (5)	-	3 (59)	160 (16)	50 (4)	-
18	56088	TIPPLER Tamara	AUT	479	968	139 (21)	-	-	340 (5)	-	-
19	56128	HUETTER Cornelia	AUT	472	975	261 (9)	-	-	211 (12)	-	-
20	206355	DUERR Lena	GER	449	998	-	413 (5)	-	-	-	36 (7)
21	206668	WEIDLE Kira	GER	448	999	308 (7)	-	-	140 (20)	-	-
22	197497	MIRADOLI Romane	FRA	410	1037	142 (20)	-	6 (52)	262 (10)	-	-
23	56315	TRUPPE Katharina	AUT	396	1051	-	185 (10)	200 (12)	-	-	11 (20)
24	565401	BUCIK Ana	SLO	381	1066	-	246 (8)	135 (16)	-	-	-
25	516248	FLURY Jasmine	SUI	379	1068	210 (14)	-	-	169 (14)	-	-
26	6535455	JOHNSON Breezy	USA	363	1084	276 (8)	-	-	87 (25)	-	-
27	299630	DELAGO Nadia	ITA	335	1112	317 (6)	-	-	18 (47)	-	-
28	105269	GAGNON Marie-Michele	CAN	329	1118	224 (12)	-	-	105 (23)	-	-
29	516185	HAEHLEN Joana	SUI	326	1121	185 (17)	-	-	141 (18)	-	-
30	565463	SLOKAR Andreja	SLO	318	1129	-	172 (11)	46 (31)	-	-	100 (1)
31	516219	NUFER Priska	SUI	305	1142	240 (11)	-	6 (52)	59 (30)	-	-
32	56256	RAEDLER Ariane	AUT	286	1161	117 (25)	-	-	169 (14)	-	-
33	415232	ROBINSON Alice	NZL	279	1168	-	-	142 (15)	137 (21)	-	-
34	435334	GASIENICA-DANI.	POL	277	1170	-	-	230 (9)	23 (43)	-	24 (11)
35	516562	RAST Camille	SUI	273	1174	-	167 (12)	100 (21)	-	-	6 (25)
36	197641	GAUCHE Laura	FRA	270	1177	114 (26)	-	-	124 (22)	32 (8)	-
37	426193	STJERNESUND Th.	NOR	266	1181	-	80 (25)	106 (20)	-	-	80 (2)
37	539909	MOLTZAN Paula	USA	266	1181	-	167 (12)	99 (22)	-	-	-
39	56198	SCHEYER Christine	AUT	260	1187	162 (18)	-	-	58 (31)	40 (6)	-
40	506146	SWENN LARSSON Anna	SWE	256	1191	-	256 (7)	-	-	-	-
41	565471	HROVAT Meta	SLO	239	1208	-	23 (40)	216 (11)	-	-	-
42	56253	HUBER Katharina	AUT	236	1211	-	153 (16)	38 (34)	-	45 (5)	-
42	426100	HOLTMANN Mina Fuerst	NOR	236	1211	-	108 (21)	128 (17)	-	-	-
44	426043	TVIBERG Maria Therese	NOR	214	1233	-	97 (23)	110 (19)	-	-	7 (24)
45	56177	VENIER Stephanie	AUT	183	1264	137 (22)	-	-	46 (35)	-	-
46	299466	DELAGO Nicol	ITA	172	1275	123 (24)	-	-	49 (32)	-	-
47	56417	FEST Nadine	AUT	170	1277	72 (28)	-	-	98 (24)	-	-
48	155728	DUBOVSKA Martina	CZE	166	1281	-	166 (14)	-	-	-	-
49	56367	GALLHUBER Katharina	AUT	159	1288	-	156 (15)	-	-	-	3 (28)
50	56311	REISINGER Elisabeth	AUT	154	1293	113 (27)	-	-	41 (38)	-	-
51	385096	POPOVIC Leona	CRO	153	1294	-	153 (16)	-	-	-	-
52	107427	ST-GERMAIN Laurence	CAN	149	1298	-	149 (18)	-	-	-	-
53	56333	MAIR Chiara	AUT	143	1304	-	135 (19)	-	-	-	8 (23)
54	56174	HAASER Ricarda	AUT	139	1308	6 (48)	-	85 (28)	48 (33)	-	-
55	565360	STUHEC Ilka	SLO	138	1309	136 (23)	-	-	2 (59)	-	-
56	107613	GRENIER Valerie	CAN	127	1320	-	-	127 (18)	-	-	-
57	56217	BRUNNER Stephanie	AUT	126	1321	-	-	97 (25)	-	-	29 (9)
57	6535773	O BRIEN Nina	USA	126	1321	-	27 (38)	98 (24)	-	-	1 (30)
59	426187	LYSDAHL Kristin	NOR	125	1322	-	59 (29)	6 (52)	-	-	60 (3)
59	107798	NULLMEYER Ali	CAN	125	1322	-	125 (20)	-	-	-	-
61	297702	MARSAGLIA Francesca	ITA	122	1325	39 (30)	-	-	83 (26)	-	-
61	197124	FRASSE SOMBET Coralie	FRA	122	1325	-	-	96 (26)	-	-	26 (10)
63	106961	MIELZYNSKI Erin	CAN	103	1344	-	103 (22)	-	-	-	-
64	485941	PLESHKOVA Julia	RUS	101	1346	31 (34)	-	-	44 (37)	26 (10)	-

Lenzerheide (SUI)

8th Women's Super-G

OVERALL FIS WCSL LIST

Number of Competitors: 161, Number of NSAs: 24

Rank	FIS Code	Name	NSA Code	WCSL	Diff.	DH 9 races	SL 8 races	GS 7 races	SG 9 races	AC 1 race	PAR 1 race
65	516394	SUTER Jasmina	SUI	94	1353	25 (36)	-	-	65 (28)	-	4 (27)
65	565373	ROBNIK Tina	SLO	94	1353	-	-	62 (30)	-	-	32 (8)
65	196806	NOENS Nastasia	FRA	94	1353	-	94 (24)	-	-	-	-
68	516283	ELLENBERGER Andrea	SUI	86	1361	-	-	64 (29)	-	-	22 (12)
69	516521	KOLLY Noemie	SUI	76	1371	35 (32)	-	-	41 (38)	-	-
70	197383	GAUTHIER Tiffany	FRA	75	1372	10 (45)	-	-	65 (28)	-	-
71	225518	GUEST Charlie	GBR	71	1376	-	71 (26)	-	-	-	-
72	516504	DANIOTH Aline	SUI	63	1384	-	63 (27)	-	-	-	-
73	107747	SMART Amelia	CAN	62	1385	-	62 (28)	-	-	-	-
74	506583	SAEFVENBERG Charlotta	SWE	59	1388	-	59 (29)	-	-	-	-
74	516268	WILD Simone	SUI	59	1388	-	-	45 (32)	-	-	14 (17)
76	507168	AICHER Emma	GER	58	1389	-	46 (32)	-	-	-	12 (19)
77	565320	FERK Marusa	SLO	57	1390	8 (46)	-	-	20 (46)	29 (9)	-
78	298694	PICHLER Karoline	ITA	54	1393	7 (47)	-	-	47 (34)	-	-
78	55970	SCHMIDHOFER Nicole	AUT	54	1393	15 (42)	-	-	39 (41)	-	-
80	299383	MELESI Roberta	ITA	52	1395	1 (54)	-	10 (47)	41 (38)	-	-
80	565491	DVORNIK Neja	SLO	52	1395	-	41 (33)	11 (45)	-	-	-
80	56392	GRITSCH Franziska	AUT	52	1395	-	28 (37)	22 (39)	-	-	2 (29)
83	56373	MOERZINGER Elisa	AUT	50	1397	-	-	30 (37)	-	-	20 (13)
84	56344	SPORER Marie-Therese	AUT	48	1399	-	48 (31)	-	-	-	-
85	539536	WILES Jacqueline	USA	46	1401	45 (29)	-	-	1 (60)	-	-
85	197616	ALPHAND Estelle	SWE	46	1401	-	-	35 (35)	1 (60)	-	10 (21)
87	426257	LIE Kajsa Vickhoff	NOR	41	1406	18 (40)	-	-	23 (43)	-	-
88	426324	MONSEN Marte	NOR	40	1407	-	-	-	-	-	40 (6)
88	6535791	WRIGHT Isabella	USA	40	1407	35 (32)	-	-	5 (54)	-	-
88	197651	DIREZ Clara	FRA	40	1407	-	-	31 (36)	-	-	9 (22)
91	299699	PETERLINI Martina	ITA	36	1411	-	36 (34)	-	-	-	-
91	206497	FILSER Andrea	GER	36	1411	-	18 (45)	5 (55)	-	-	13 (18)
93	56224	MAIER Sabrina	AUT	32	1415	23 (38)	-	-	9 (51)	-	-
94	507109	ARONSSON ELFMAN Hanna	SWE	30	1417	-	16 (46)	14 (43)	-	-	-
94	355061	HILZINGER Jessica	GER	30	1417	-	30 (36)	-	-	-	-
94	299624	PIROVANO Laura	ITA	30	1417	24 (37)	-	1 (66)	5 (54)	-	-
97	715171	MUZAFERIJA Elvedina	BIH	29	1418	16 (41)	-	-	13 (49)	-	-
98	197956	CERUTTI Camille	FRA	28	1419	3 (53)	-	-	25 (42)	-	-
98	516407	KASPER Vanessa	SUI	28	1419	-	-	10 (47)	-	-	18 (14)
100	107583	REMME Roni	CAN	27	1420	-	14 (48)	-	13 (49)	-	-
100	6536392	HURT A J	USA	27	1420	-	-	21 (41)	1 (60)	-	5 (26)
102	185493	POHJOLAINEN Rosa	FIN	26	1421	-	26 (39)	-	-	-	-
102	506701	HOERNBLAD Lisa	SWE	26	1421	26 (35)	-	-	-	-	-
104	6535765	MANGAN Tricia	USA	24	1423	-	-	-	-	24 (11)	-
104	56328	ORTLIEB Nina	AUT	24	1423	15 (42)	-	-	9 (51)	-	-
106	6536213	CASHMAN Keely	USA	23	1424	6 (48)	-	-	17 (48)	-	-
107	25210	MORENO Cande	AND	22	1425	-	-	-	-	22 (12)	-
107	225525	TILLEY Alex	GBR	22	1425	-	-	22 (39)	-	-	-
107	516426	STOFFEL Elena	SUI	22	1425	-	22 (41)	-	-	-	-
107	307493	ANDO Asa	JPN	22	1425	-	19 (43)	3 (59)	-	-	-
111	516517	JENAL Stephanie	SUI	21	1426	-	-	-	21 (45)	-	-
111	425879	RIIS-JOHANNESS.	NOR	21	1426	-	21 (42)	-	-	-	-
113	45331	SMALL Greta	AUS	20	1427	-	-	-	-	20 (13)	-
113	6536396	WILKINSON Alix	USA	20	1427	20 (39)	-	-	-	-	-
115	296509	CURTONI Irene	ITA	19	1428	-	19 (43)	-	-	-	-
115	516528	MEILLARD Melanie	SUI	19	1428	-	12 (50)	7 (50)	-	-	-
117	155848	NOVA Tereza	CZE	18	1429	-	-	-	-	18 (14)	-
118	405138	JELINKOVA Adriana	NED	17	1430	-	-	17 (42)	-	-	-
119	506867	FERMBAECK Elsa	SWE	16	1431	-	16 (46)	-	-	-	-
120	506664	FJAELLSTROEM Magdalena	SWE	14	1433	-	12 (50)	2 (64)	-	-	-
120	506341	WIKSTROEM Emelie	SWE	14	1433	-	14 (48)	-	-	-	-
122	485802	TKACHENKO Ekaterina	RUS	12	1435	-	-	12 (44)	-	-	-
123	665009	SHKANOVA Maria	BLR	11	1436	-	11 (52)	-	-	-	-
123	435432	LUCZAK Magdalena	POL	11	1436	-	-	11 (45)	-	-	-
125	108461	RICHARDSON Britt	CAN	9	1438	-	-	9 (49)	-	-	-
125	299983	GULLI Anita	ITA	9	1438	-	9 (53)	-	-	-	-
127	516530	GOOD Nicole	SUI	8	1439	-	8 (54)	-	-	-	-
128	197860	ROUX Tifany	FRA	7	1440	-	-	-	7 (53)	-	-

Lenzerheide (SUI)

8th Women's Super-G

OVERALL FIS WCSL LIST

Number of Competitors: 161, Number of NSAs: 24

Rank	FIS Code	Name	NSA Code	WCSL	Diff.	DH 9 races	SL 8 races	GS 7 races	SG 9 races	AC 1 race	PAR 1 race
128	426303	NORBYE Kaja	NOR	7	1440	-	2 (63)	5 (55)	-	-	-
128	6295165	ROSSETTI Marta	ITA	7	1440	-	7 (55)	-	-	-	-
128	56416	SCHEIB Julia	AUT	7	1440	-	-	7 (50)	-	-	-
132	56426	NUSSBAUMER Vanessa	AUT	6	1441	6 (48)	-	-	-	-	-
132	6536171	HENSIEN Katie	USA	6	1441	-	6 (56)	-	-	-	-
134	385116	LJUTIC Zrinka	CRO	5	1442	-	5 (57)	-	-	-	-
134	507046	BOSTROEM MUSSENER Moa	SWE	5	1442	-	5 (57)	-	-	-	-
134	56241	SCHNEEBERGER Rosina	AUT	5	1442	1 (54)	-	1 (66)	3 (56)	-	-
137	306977	MUKOGAWA Sakurako	JPN	4	1443	-	4 (59)	-	-	-	-
137	516574	HAERRI Vivianne	SUI	4	1443	-	-	4 (57)	-	-	-
137	197931	LACHEB Kenza	FRA	4	1443	-	4 (59)	-	-	-	-
137	298723	MIDALI Roberta	ITA	4	1443	-	-	4 (57)	-	-	-
137	56268	HEIDER Michaela	AUT	4	1443	1 (54)	-	-	3 (56)	-	-
137	6535600	MERRYWEATHER Alice	USA	4	1443	1 (54)	-	-	3 (56)	-	-
143	185430	HONKANEN Riikka	FIN	3	1444	-	3 (61)	-	-	-	-
143	206532	SCHMOTZ Marlene	GER	3	1444	-	-	3 (59)	-	-	-
143	198016	ESCANE Doriane	FRA	3	1444	-	-	3 (59)	-	-	-
143	108077	GRAY Cassidy	CAN	3	1444	-	-	3 (59)	-	-	-
147	507011	LOEBLOM Hilma	SWE	2	1445	-	-	2 (64)	-	-	-
147	56551	EGGER Magdalena	AUT	2	1445	-	2 (63)	-	-	-	-
147	56032	SCHILD Bernadette	AUT	2	1445	-	2 (63)	-	-	-	-
150	506860	LUTHMAN Jonna	SWE	1	1446	1 (54)	-	-	-	-	-
150	516705	DURRER Delia	SUI	1	1446	-	-	-	1 (60)	-	-
150	56258	AGER Christina	AUT	1	1446	-	-	-	1 (60)	-	-
150	516429	GROEBLI Nathalie	SUI	1	1446	-	-	-	1 (60)	-	-
150	55898	BREM Eva-Maria	AUT	1	1446	-	-	1 (66)	-	-	-
150	197540	FORNI Josephine	FRA	1	1446	-	1 (66)	-	-	-	-
150	56509	GRILL Lisa	AUT	1	1446	-	-	-	1 (60)	-	-
150	516344	KOPP Rahel	SUI	1	1446	-	-	-	1 (60)	-	-
150	539927	LAPANJA Lila	USA	1	1446	-	1 (66)	-	-	-	-
150	538685	McKENNIS DURAN Alice	USA	1	1446	-	-	-	1 (60)	-	-
150	538573	ROSS Laurene	USA	1	1446	1 (54)	-	-	-	-	-
150	206536	WALLNER Marina	GER	1	1446	-	1 (66)	-	-	-	-

Legend:							
-	No points	AC	Alpine Combined	DH	Downhill	Diff.	Difference
GS	Giant Slalom	PAR	Parallel	SG	Super-G	SL	Slalom
WCSL	Overall points						

Lenzerheide (SUI)

8th Women's Super-G


FIS NATION CUP

Number of Nations: 22

Rank	NSA	Name	Points	Diff.	DH	SL	GS	SG	AC	PAR	TE
1	AUT	Austria	4164		1551	789	520	1216	-	88	-
2	SUI	Switzerland	3738	426	1308	653	515	1182	-	80	-
3	ITA	Italy	3329	835	1198	57	393	1631	-	50	-
4	USA	United States of America	1809	2355	342	559	502	400	-	6	-
5	FRA	France	1360	2804	214	75	468	568	-	35	-
6	NOR	Norway	1307	2857	234	238	395	253	-	187	-
7	SVK	Slovakia	1039	3125	22	660	331	26	-	-	-
8	SWE	Sweden	1036	3128	27	443	511	-	-	55	-
9	SLO	Slovenia	916	3248	128	351	289	16	-	132	-
10	GER	Germany	803	3361	224	396	3	119	-	61	-
11	CAN	Canada	754	3410	177	374	119	84	-	-	-
12	CZE	Czech Republic	497	3667	303	108	-	86	-	-	-
13	POL	Poland	204	3960	-	-	157	23	-	24	-
14	NZL	New Zealand	177	3987	-	-	44	133	-	-	-
15	CRO	Croatia	151	4013	-	151	-	-	-	-	-
16	GBR	Great Britain	84	4080	-	64	20	-	-	-	-
17	RUS	Russian Federation	79	4085	29	-	8	42	-	-	-
18	BIH	Bosnia and Herzegovina	29	4135	16	-	-	13	-	-	-
19	FIN	Finland	28	4136	-	28	-	-	-	-	-
20	JPN	Japan	11	4153	-	11	-	-	-	-	-
20	BLR	Belarus	11	4153	-	11	-	-	-	-	-
22	NED	Netherlands	3	4161	-	-	3	-	-	-	-

Lenzerheide (SUI)

8th Women's Super-G

OVERALL FIS NATION CUP

Number of Nations: 25

Rk	NSA	Overall			DH Points			SL Points			GS Points			SG Points			AC Points			PAR Points			TE Points	
		M+W	M	W	M+W	M	W	M+W	M	W	M+W	M	W	M+W	M	W	M+W	M	W	M+W	M	W	M+W	
1	AUT	8443	4279	4164	3135	1584	1551	1700	911	789	1133	613	520	2135	919	1216	-	-	-	340	252	88	-	
2	SUI	7865	4127	3738	2824	1516	1308	1488	835	653	1443	928	515	2007	825	1182	-	-	-	103	23	80	-	
3	ITA	5459	2130	3329	1972	774	1198	788	731	57	719	326	393	1904	273	1631	-	-	-	76	26	50	-	
4	NOR	4089	2782	1307	765	531	234	1385	1147	238	925	530	395	709	456	253	-	-	-	305	118	187	-	
5	FRA	3124	1764	1360	725	511	214	442	367	75	946	478	468	935	367	568	-	-	-	76	41	35	-	
6	USA	2861	1052	1809	967	625	342	639	80	559	634	132	502	615	215	400	-	-	-	6	-	6	-	
7	GER	2091	1288	803	691	467	224	721	325	396	148	145	3	401	282	119	-	-	-	130	69	61	-	
8	CAN	1496	742	754	412	235	177	445	71	374	239	120	119	319	235	84	-	-	-	81	81	-	-	
9	SLO	1388	472	916	357	229	128	364	13	351	429	140	289	48	32	16	-	-	-	190	58	132	-	
10	SWE	1230	194	1036	47	20	27	583	140	443	532	21	511	3	3	-	-	-	-	65	10	55	-	
11	SVK	1061	22	1039	22	-	22	660	-	660	353	22	331	26	-	26	-	-	-	-	-	-	-	
12	CRO	530	379	151	-	-	-	407	256	151	116	116	-	-	-	-	-	-	-	7	7	-	-	
13	CZE	497	-	497	303	-	303	108	-	108	-	-	-	86	-	86	-	-	-	-	-	-	-	
14	GBR	379	295	84	-	-	-	345	281	64	20	-	20	-	-	-	-	-	-	14	14	-	-	
15	POL	204	-	204	-	-	-	-	-	-	157	-	157	23	-	23	-	-	-	24	-	24	-	
16	NZL	177	-	177	-	-	-	-	-	-	44	-	44	133	-	133	-	-	-	-	-	-	-	
17	RUS	176	97	79	29	-	29	82	82	-	23	15	8	42	-	42	-	-	-	-	-	-	-	
18	BUL	109	109	-	-	-	-	109	109	-	-	-	-	-	-	-	-	-	-	-	-	-	-	-
19	ESP	106	106	-	-	-	-	106	106	-	-	-	-	-	-	-	-	-	-	-	-	-	-	-
20	BEL	82	82	-	-	-	-	67	67	-	-	-	-	-	-	-	-	-	-	15	15	-	-	
21	JPN	52	41	11	-	-	-	48	37	11	-	-	-	-	-	-	-	-	-	4	4	-	-	
22	BIH	29	-	29	16	-	16	-	-	-	-	-	-	13	-	13	-	-	-	-	-	-	-	
23	FIN	28	-	28	-	-	-	28	-	28	-	-	-	-	-	-	-	-	-	-	-	-	-	-
24	BLR	11	-	11	-	-	-	11	-	11	-	-	-	-	-	-	-	-	-	-	-	-	-	-
25	NED	6	3	3	-	-	-	-	-	-	6	3	3	-	-	-	-	-	-	-	-	-	-	-

Lenzerheide (SUI)



8th Women's Super-G

BRANDS STANDINGS

Number of Brands: 9

Rank	Name	Points	Diff.	DH	SL	GS	SG	AC	PAR
1	Head	3480		915	755	655	1110	-	45
2	Atomic	3130	350	1365	605	445	715	-	-
3	Rossignol	3010	470	210	995	950	675	-	180
4	Salomon	585	2895	-	45	200	290	-	50
5	Fischer	415	3065	320	50	-	45	-	-
6	Dynastar	290	3190	150	-	-	140	-	-
7	Voelkl	180	3300	-	130	-	50	-	-
8	Nordica	150	3330	-	50	-	-	-	100
9	Stoekli	45	3435	45	-	-	-	-	-

Lenzerheide (SUI)

8th Women's Super-G

OVERALL BRANDS STANDINGS

Number of Brands: 9

Rank	Brand	Overall			DH Points			SL Points			GS Points			SG Points			AC Points			PAR Points		
		M+W	M	W	M+W	M	W	M+W	M	W	M+W	M	W	M+W	M	W	M+W	M	W	M+W	M	W
1	Head	6600	3120	3480	2305	1390	915	1155	400	755	1075	420	655	1960	850	1110	-	-	-	105	60	45
2	Atomic	5200	2070	3130	2070	705	1365	1235	630	605	690	245	445	1205	490	715	-	-	-	-	-	-
3	Rossignol	4640	1630	3010	310	100	210	1825	830	995	1375	425	950	675	-	675	-	-	-	455	275	180
4	Fischer	1625	1210	415	720	400	320	735	685	50	-	-	-	170	125	45	-	-	-	-	-	-
5	Stoeckli	1230	1185	45	470	425	45	-	-	-	480	480	-	280	280	-	-	-	-	-	-	-
6	Salomon	1050	465	585	120	120	-	45	-	45	455	255	200	380	90	290	-	-	-	50	-	50
7	Nordica	540	390	150	255	255	-	145	95	50	-	-	-	40	40	-	-	-	100	-	100	
8	Dynastar	480	190	290	150	-	150	140	140	-	50	50	-	140	-	140	-	-	-	-	-	-
9	Voelkl	440	260	180	-	-	-	350	220	130	-	-	-	50	-	50	-	-	-	40	40	-