



AUDI FIS SKI WORLD CUP LEVI



— 14.-16.11.2014 —



AUDI FIS SKI WORLD CUP 2014/15



Levi (FIN)



1st LADIES' SLALOM

ALPHABETICAL LIST OF COMPETITORS

Number of Competitors: 65, Number of NSA: 20

NSA	FIS Code	Name	FIS Points (16th of October 2014 - List 3)									
			DH		SL		GS		SG		SC	
AND (1)	25096	GUTIERREZ Mireia	101.83	(362)	20.73	(149)	27.25	(306)	39.45	(187)	40.12	(96)
AUT (9)	56258	AGER Christina	82.62	(281)	5.80	(27)	33.41	(422)	30.51	(146)	31.32	(66)
	55898	BREM Eva-Maria	191.49	(618)	9.07	(45)	3.72	(12)	113.58	(803)	53.42	(154)
	55807	DAUM Alexandra	880.94	(1042)	5.75	(25)	161.33	(2202)	333.78	(1620)	429.84	(966)
	55690	HOSP Nicole	5.30	(23)	4.61	(11)	22.29	(223)	2.93	(5)	1.17	(2)
	55759	KIRCHGASSER Michaela	48.67	(136)	5.08	(17)	5.77	(25)	25.84	(120)	1.72	(3)
	56032	SCHILD Bernadette	565.05	(984)	4.47	(8)	20.01	(189)	305.85	(1585)	203.45	(653)
	56241	SCHNEEBERGER Rosina	39.47	(110)	14.23	(81)	8.62	(47)	12.40	(44)	21.45	(43)
	55977	THALMANN Carmen	355.91	(856)	5.68	(23)	6.50	(36)	178.92	(1243)	111.92	(371)
55838	ZETTEL Kathrin	36.20	(99)	4.26	(7)	3.41	(8)	16.49	(63)	16.11	(38)	
BEL (1)	65038	PERSYN Karen	999.00	(1056)	18.00	(115)	154.44	(2159)	747.95	(1834)	-	
CAN (3)	105269	GAGNON Marie-Michele	41.62	(118)	4.12	(6)	5.18	(20)	5.63	(23)	2.35	(4)
	106961	MIELZYNSKI Erin	59.77	(175)	7.34	(38)	11.87	(72)	19.13	(77)	32.51	(67)
	107068	PHELAN Brittany	265.14	(732)	5.93	(28)	26.45	(288)	51.93	(305)	84.36	(268)
CZE (3)	155728	DUBOVSKA Martina	-		14.15	(78)	20.99	(203)	163.32	(1147)	169.56	(588)
	155479	SMUTNA Michaela	755.64	(1027)	22.17	(166)	71.92	(1192)	383.45	(1673)	518.73	(1026)
	155415	STRACHOVA Sarka	41.65	(119)	4.68	(13)	15.91	(119)	31.03	(149)	3.99	(12)
FIN (4)	185383	AHONEN Saana	300.50	(781)	36.46	(393)	36.43	(485)	151.88	(1059)	246.38	(739)
	185403	MAKINEN Janina	282.67	(756)	33.31	(335)	51.16	(790)	160.39	(1122)	-	
	185317	SOPPELA Merle	-		11.73	(60)	17.69	(156)	256.23	(1500)	252.66	(748)
	185357	VIRKKULA Sohvi	248.91	(712)	33.47	(338)	35.01	(458)	101.99	(722)	298.94	(820)
FRA (6)	196725	BARIOZ Taina	86.25	(297)	7.59	(41)	10.12	(57)	90.36	(633)	96.02	(309)
	196726	BARTHET Anne-Sophie	80.75	(272)	10.17	(52)	6.00	(31)	23.96	(102)	13.53	(34)
	197319	BAUD Adeline	98.09	(352)	9.35	(47)	15.12	(110)	25.35	(116)	26.77	(55)
	196793	MARMOTTAN Anemone	79.83	(268)	7.50	(39)	3.31	(6)	47.17	(260)	33.59	(72)
	196803	MOUGEL Laurie	603.26	(1001)	5.99	(29)	17.56	(149)	97.97	(690)	228.86	(709)
	196928	WORLEY Tessa	32.48	(87)	20.34	(142)	3.31	(6)	5.77	(26)	37.58	(85)
GER (9)	206355	DUERR Lena	89.73	(316)	12.69	(70)	27.43	(308)	18.78	(76)	21.20	(42)
	206497	FILSER Andrea	64.20	(194)	21.12	(153)	20.06	(191)	67.49	(415)	75.54	(241)

15-11-2014 / Levi (FIN) / 5115

Page 1/3

Data Processing by LONGINES

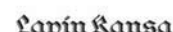
www.fis-ski.com

LONGINES Timing

Generation Date: FRI 14 NOV 2014

Time: 17:17

Document: 32E 1.0



ALPHABETICAL LIST OF COMPETITORS

Number of Competitors: 65, Number of NSA: 20

NSA	FIS Code	Name	FIS Points (16th of October 2014 - List 3)						
			DH	SL	GS	SG	SC		
GER (9)	206279	GEIGER Christina	130.68 (478)	5.52 (22)	25.04 (258)	143.61 (1007)	133.52 (475)		
	206160	RIESCH Susanne	77.91 (256)	11.75 (61)	28.26 (325)	42.36 (213)	56.10 (168)		
	206532	SCHMOTZ Marlene	51.88 (147)	15.56 (88)	14.07 (98)	24.85 (111)	34.23 (74)		
	206536	WALLNER Marina	49.09 (138)	8.14 (43)	25.47 (269)	24.87 (112)	26.24 (52)		
	206408	WEINBUCHNER Susanne	185.10 (605)	12.98 (72)	12.91 (81)	95.30 (670)	49.34 (136)		
	206487	WIESLER Maren	114.32 (419)	9.95 (51)	16.73 (123)	185.45 (1273)	221.18 (699)		
	205239	WIRTH Barbara	434.70 (921)	5.21 (19)	14.57 (105)	188.01 (1289)	176.43 (603)		
ITA (5)	297601	BRIGNONE Federica	42.26 (121)	12.00 (64)	4.08 (13)	26.95 (124)	5.32 (16)		
	296354	COSTAZZA Chiara	329.81 (825)	5.25 (20)	27.12 (301)	385.89 (1679)	216.95 (683)		
	296509	CURTONI Irene	629.20 (1010)	5.99 (29)	4.69 (16)	556.58 (1773)	530.44 (1033)		
	296259	MOELGG Manuela	426.74 (916)	14.59 (84)	5.14 (19)	583.92 (1786)	789.62 (1130)		
	297233	PARDELLER Sarah	422.69 (912)	9.16 (46)	33.16 (414)	271.02 (1528)	282.63 (793)		
LAT (1)	555018	GASUNA Leide	581.54 (990)	31.94 (311)	51.59 (798)	435.00 (1713)	370.23 (920)		
NED (1)	405138	JELINKOVA Adriana	-	19.53 (135)	13.90 (95)	79.79 (538)	227.85 (708)		
NOR (1)	425771	LOESETH Nina	999.00 (1056)	4.81 (15)	5.08 (18)	108.35 (761)	100.07 (325)		
POL (1)	435313	MAJERCZYK Sabina	-	31.16 (296)	15.62 (114)	80.66 (545)	178.62 (609)		
RUS (1)	485637	ALOPINA Ksenia	564.24 (983)	16.80 (102)	38.71 (522)	155.57 (1090)	291.83 (808)		
SLO (1)	565243	MAZE Tina	0.21 (2)	4.82 (16)	3.41 (8)	3.52 (7)	2.74 (5)		
SRB (1)	315187	IGNJATOVIC Nevena	549.09 (976)	13.82 (77)	19.64 (185)	20.97 (91)	52.25 (151)		
SUI (4)	515997	FEIERABEND Denise	27.55 (75)	5.25 (20)	18.70 (173)	20.86 (90)	4.38 (13)		
	516284	GISIN Michelle	167.67 (578)	6.00 (33)	18.06 (164)	16.05 (61)	23.92 (48)		
	516280	HOLDENER Wendy	28.29 (79)	4.76 (14)	8.83 (48)	16.45 (62)	5.40 (18)		
	516109	VOGEL Nadja	111.84 (407)	10.25 (53)	21.51 (209)	60.94 (367)	151.05 (527)		
SVK (1)	705287	VELEZ ZUZULOVA Veronika	379.37 (880)	4.47 (8)	10.86 (64)	229.72 (1435)	47.28 (128)		
SWE (8)	506555	BLOMQVIST Lisa	45.39 (127)	10.70 (56)	8.50 (45)	27.21 (127)	29.93 (64)		
	506350	EKLUND Nathalie	355.65 (855)	5.71 (24)	14.39 (103)	110.31 (775)	189.59 (633)		
	505679	HANSDOTTER Frida	458.40 (934)	1.77 (2)	5.77 (25)	289.08 (1558)	202.71 (652)		
	506399	HECTOR Sara	43.69 (124)	21.61 (158)	5.99 (30)	32.73 (160)	3.72 (6)		
	505760	PIETILAE-HOLMNER Maria	151.73 (541)	3.71 (4)	2.38 (3)	112.77 (795)	104.61 (342)		
	506583	SAEFVENBERG Charlotta	482.16 (953)	5.99 (29)	29.18 (345)	62.77 (380)	586.40 (1065)		
	506146	SWENN-LARSSON Anna	940.41 (1049)	4.48 (10)	9.40 (50)	148.47 (1039)	161.96 (556)		
	506341	WIKSTROEM Emelie	122.43 (451)	5.20 (18)	28.61 (335)	63.45 (386)	167.90 (582)		
USA (4)	537792	DUKE Hailey	999.00 (1056)	12.31 (66)	115.88 (1853)	999.00 (1865)	-		
	539909	MOLTZAN Paula	373.95 (871)	8.57 (44)	12.38 (77)	41.38 (206)	109.46 (362)		





1st LADIES' SLALOM
ALPHABETICAL LIST OF COMPETITORS

Number of Competitors: 65, Number of NSA: 20

NSA	FIS Code	Name	FIS Points (16th of October 2014 - List 3)				
			DH	SL	GS	SG	SC
USA (4)	6535237	SHIFFRIN Mikaela	133.02 (489)	0.00 (1)	3.21 (5)	88.56 (620)	172.32 (593)
	537772	STIEGLER Resi	172.67 (587)	6.00 (33)	9.46 (51)	176.58 (1228)	32.81 (68)

LEGEND	DH Downhill	SL Slalom	GS Giant Slalom	SG Super-G	SC Alpine Combined
---------------	--------------------	------------------	------------------------	-------------------	---------------------------

15-11-2014 / Levi (FIN) / 5115

Page 3/3

Data Processing by LONGINES

www.fis-ski.com

LONGINES Timing

Generation Date: FRI 14 NOV 2014

Time: 17:17

Document: 32E 1.0





AUDI FIS SKI WORLD CUP LEVI



— 14.-16.11.2014 —



AUDI FIS SKI WORLD CUP 2014/15



Levi (FIN)



1st LADIES' SLALOM

SAT 15 NOV 2014

DRAW LIST BY POINTS

Number of Competitors: 65, Number of NSA: 20 Ranked 100 in the FIS List: SEKSE T. FIS Pts: 16.68

No.	FIS Code	Name	NSA	WCSL-SL	WCSL-O	FIS-SL
1	6535237	SHIFFRIN Mikaela	USA	738 (1)	1102 (5)	0.00 (1)
2	505679	HANSDOTTER Frida	SWE	533 (2)	606 (11)	1.77 (2)
3	505760	PIETILAE-HOLMNER Maria	SWE	308 (4)	672 (8)	3.71 (3)
4	105269	GAGNON Marie-Michele	CAN	261 (6)	535 (13)	4.12 (4)
5	55838	ZETTEL Kathrin	AUT	245 (7)	543 (12)	4.26 (5)
6	705287	VELEZ ZUZULOVA Veronika	SVK	220 (8)	220 (42)	4.47 (6)
7	56032	SCHILD Bernadette	AUT	220 (8)	220 (42)	4.47 (7)
8	506146	SWENN-LARSSON Anna	SWE	219 (10)	219 (44)	4.48 (8)
9	55690	HOSP Nicole	AUT	204 (11)	744 (7)	4.61 (9)
10	155415	STRACHOVA Sarka	CZE	196 (13)	254 (33)	4.68 (10)
11	516280	HOLDENER Wendy	SUI	186 (14)	231 (39)	4.76 (11)
12	425771	LOESETH Nina	NOR	181 (15)	295 (30)	4.81 (12)
13	565243	MAZE Tina	SLO	180 (16)	1264 (3)	4.82 (13)
14	55759	KIRCHGASSER Michaela	AUT	150 (17)	324 (25)	5.08 (14)
15	506341	WIKSTROEM Emelie	SWE	136 (18)	136 (52)	5.20 (15)
16	205239	WIRTH Barbara	GER	134 (19)	134 (53)	5.21 (16)
17	515997	FEIERABEND Denise	SUI	130 (20)	178 (49)	5.25 (18)
18	296354	COSTAZZA Chiara	ITA	130 (20)	130 (56)	5.25 (17)
19	206279	GEIGER Christina	GER	98 (22)	98 (64)	5.52 (19)
20	55977	THALMANN Carmen	AUT	80 (23)	97 (65)	5.68 (20)
21	506350	EKLUND Nathalie	SWE	76 (24)	76 (69)	5.71 (21)
22	55807	DAUM Alexandra	AUT	72 (25)	72 (72)	5.75 (22)
23	56258	AGER Christina	AUT	66 (27)	66 (74)	5.80 (23)
24	107068	PHELAN Brittany	CAN	51 (28)	51 (80)	5.93 (24)
25	196803	MOUGEL Laurie	FRA	44 (29)	44 (86)	5.99 (26)
26	296509	CURTONI Irene	ITA	44 (29)	207 (45)	5.99 (25)
27	506583	SAEFVENBERG Charlotta	SWE	44 (29)	44 (86)	5.99 (27)
28	537772	STIEGLER Resi	USA	43 (33)	43 (88)	6.00 (28)
29	106961	MIELZYNSKI Erin	CAN	42 (34)	60 (77)	7.34 (30)
30	516284	GISIN Michelle	SUI	38 (35)	52 (79)	6.00 (29)
31	196928	WORLEY Tessa	FRA	-	347 (23)	> 20.34 (56)
32	196793	MARMOTTAN Anemone	FRA	33 (37)	289 (31)	7.50 (31)
33	196725	BARIOZ Taina	FRA	9 (50)	19 (101)	7.59 (32)
34	206536	WALLNER Marina	GER	23 (42)	23 (98)	8.14 (33)
35	539909	MOLTZAN Paula	USA	-	-	8.57 (34)
36	55898	BREM Eva-Maria	AUT	18 (43)	301 (29)	9.07 (35)
37	297233	PARDELLER Sarah	ITA	11 (49)	11 (113)	9.16 (36)

15-11-2014 / Levi (FIN) / 5115

Page 1/2

Data Processing by LONGINES

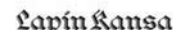
www.fis-ski.com

LONGINES Timing

Generation Date: FRI 14 NOV 2014

Time: 17:17

Document: 45A 1.0



Number of Competitors: 65, Number of NSA: 20 Ranked 100 in the FIS List: SEKSE T. FIS Pts: 16.68

No.	FIS Code	Name	NSA	WCSL-SL	WCSL-O	FIS-SL
38	197319	BAUD Adeline	FRA	12 (47)	63 (76)	9.35 (37)
39	206487	WIESLER Maren	GER	15 (44)	15 (107)	9.95 (38)
40	196726	BARTHET Anne-Sophie	FRA	37 (36)	75 (70)	10.17 (39)
41	516109	VOGEL Nadja	SUI	-	-	10.25 (40)
42	506555	BLOMQUIST Lisa	SWE	-	-	10.70 (41)
43	185317	SOPPELA Merle	FIN	-	-	11.73 (42)
44	206160	RIESCH Susanne	GER	26 (40)	26 (95)	11.75 (43)
45	297601	BRIGNONE Federica	ITA	5 (53)	268 (32)	12.00 (44)
46	537792	DUKE Hailey	USA	-	-	12.31 (45)
47	206355	DUERR Lena	GER	27 (39)	27 (94)	12.69 (46)
48	206408	WEINBUCHNER Susanne	GER	-	-	12.98 (47)
49	315187	IGNJATOVIC Nevena	SRB	-	-	13.82 (48)
50	155728	DUBOVSKA Martina	CZE	3 (55)	3 (124)	14.15 (49)
51	56241	SCHNEEBERGER Rosina	AUT	-	-	14.23 (50)
52	296259	MOELGG Manuela	ITA	14 (45)	122 (59)	14.59 (51)
53	206532	SCHMOTZ Marlene	GER	8 (51)	8 (118)	15.56 (52)
54	485637	ALOPINA Ksenia	RUS	-	-	> 16.80 (53)
55	65038	PERSYN Karen	BEL	-	-	> 18.00 (54)
56	405138	JELINKOVA Adriana	NED	-	-	> 19.53 (55)
57	25096	GUTIERREZ Mireia	AND	-	-	> 20.73 (57)
58	206497	FILSER Andrea	GER	-	-	> 21.12 (58)
59	506399	HECTOR Sara	SWE	-	129 (57)	> 21.61 (59)
60	155479	SMUTNA Michaela	CZE	-	-	> 22.17 (60)
61	435313	MAJERCZYK Sabina	POL	-	-	> 31.16 (61)
62	555018	GASUNA Lelde	LAT	-	-	> 31.94 (62)
63	185403	MAKINEN Janina	FIN	-	-	> 33.31 (63)
64	185357	VIRKKULA Sohvi	FIN	-	-	> 33.47 (64)
65	185383	AHONEN Saana	FIN	-	-	> 36.46 (65)

LEGEND
WCSL-SL World Cup Start List points for Slalom **FIS-SL** FIS points for Slalom **No.** Control Number
WCSL-O Overall WCSL points

15-11-2014 / Levi (FIN) / 5115

Page 2/2

Data Processing by LONGINES

www.fis-ski.com

LONGINES Timing

Generation Date: FRI 14 NOV 2014

Time: 17:17

Document: 45A 1.0





AUDI FIS SKI WORLD CUP LEVI



— 14.-16.11.2014 —



AUDI FIS SKI WORLD CUP 2014/15



Levi (FIN)



1st LADIES' SLALOM 1st RUN

SAT 15 NOV 2014

START LIST

Start Time: 11:00

Jury

TD FIS	J. FORSMARK	SWE
Referee	A. SKAARDAL	FIS
Assistant Referee	M. MAYR	FIS
Chief of Race	P. TUOMIKOSKI	FIN

Technical Data

Course Name	Levi Black
Start Altitude	438 m
Finish Altitude	258 m
Vertical Drop	180 m
Homologation Number	9324/11/09

Race Information 1st Run

Course Setter	T. GFELLER	NOR
Number of Gates	67	
Turning Gates	65	
Start Time	11:00	
Forerunners	A - H. HANNOLA	FIN
	B - J. TOIVAINEN	FIN
	C - R. HONKANEN	FIN

Race Information 2nd Run

Course Setter	F. PERRIN	FRA
Number of Gates		
Turning Gates		
Start Time	14:00	
Forerunners	A - H. HANNOLA	FIN
	B - J. TOIVAINEN	FIN
	C - R. HONKANEN	FIN

Number of Competitors: 65, Number of NSA: 20

Bib	FIS Code	Name	Year of Birth	NSA	Time	Ski
1	505679	HANSDOTTER Frida	1985	SWE		Rossignol
2	505760	PIETILAE-HOLMNER Maria	1986	SWE		Rossignol
3	56032	SCHILD Bernadette	1990	AUT		Rossignol
4	6535237	SHIFFRIN Mikaela	1995	USA		Atomic
5	105269	GAGNON Marie-Michele	1989	CAN		Rossignol
6	55838	ZETTEL Kathrin	1986	AUT		Atomic
7	705287	VELEZ ZUZULOVA Veronika	1984	SVK		Salomon
8	425771	LOESETH Nina	1989	NOR		Voelkl
9	155415	STRACHOVA Sarka	1985	CZE		Fischer
10	506341	WIKSTROEM Emelie	1992	SWE		Voelkl
11	55759	KIRCHGASSER Michaela	1985	AUT		Atomic
12	55690	HOSP Nicole	1983	AUT		Fischer
13	565243	MAZE Tina	1983	SLO		Stoeckli
14	516280	HOLDENER Wendy	1993	SUI		Head
15	506146	SWENN-LARSSON Anna	1991	SWE		Head
16	205239	WIRTH Barbara	1989	GER		Voelkl
17	515997	FEIERABEND Denise	1989	SUI		Head
18	296354	COSTAZZA Chiara	1984	ITA		Rossignol
19	206279	GEIGER Christina	1990	GER		Rossignol
20	55977	THALMANN Carmen	1989	AUT		Head
21	506350	EKLUND Nathalie	1992	SWE		Head
22	55807	DAUM Alexandra	1986	AUT		Rossignol

15-11-2014 / Levi (FIN) / 5115

Page 1/2

Data Processing by LONGINES

www.fis-ski.com

LONGINES Timing

Generation Date: FRI 14 NOV 2014

Time: 18:42

Document: 51A 1.0



Number of Competitors: 65, Number of NSA: 20

Bib	FIS Code	Name	Year of Birth	NSA	Time	Ski
23	56258	AGER Christina	1995	AUT	_____	Atomic
24	107068	PHELAN Brittany	1991	CAN	_____	Fischer
25	196803	MOUGEL Laurie	1988	FRA	_____	Fischer
26	296509	CURTONI Irene	1985	ITA	_____	Rossignol
27	506583	SAEFVENBERG Charlotta	1994	SWE	_____	Rossignol
28	537772	STIEGLER Resi	1985	USA	_____	Rossignol
29	106961	MIELZYNSKI Erin	1990	CAN	_____	Rossignol
30	516284	GISIN Michelle	1993	SUI	_____	Rossignol
31	196928	WORLEY Tessa	1989	FRA	_____	Rossignol
32	196793	MARMOTTAN Anemone	1988	FRA	_____	Rossignol
33	196725	BARIOZ Taina	1988	FRA	_____	Head
34	206536	WALLNER Marina	1994	GER	_____	Fischer
35	539909	MOLTZAN Paula	1994	USA	_____	Rossignol
36	55898	BREM Eva-Maria	1988	AUT	_____	Voelkl
37	297233	PARDELLER Sarah	1988	ITA	_____	Elan
38	197319	BAUD Adeline	1992	FRA	_____	Rossignol
39	206487	WIESLER Maren	1993	GER	_____	Fischer
40	196726	BARTHET Anne-Sophie	1988	FRA	_____	Head
41	516109	VOGEL Nadja	1990	SUI	_____	Stoeckli
42	506555	BLOMQUIST Lisa	1994	SWE	_____	Voelkl
43	185317	SOPPELA Merle	1991	FIN	_____	Stoeckli
44	206160	RIESCH Susanne	1987	GER	_____	Blizzard
45	297601	BRIGNONE Federica	1990	ITA	_____	Rossignol
46	537792	DUKE Hailey	1985	USA	_____	Atomic
47	206355	DUERR Lena	1991	GER	_____	Voelkl
48	206408	WEINBUCHNER Susanne	1991	GER	_____	Head
49	315187	IGNJATOVIC Nevena	1990	SRB	_____	Stoeckli
50	155728	DUBOVSKA Martina	1992	CZE	_____	Voelkl
51	56241	SCHNEEBERGER Rosina	1994	AUT	_____	Voelkl
52	296259	MOELGG Manuela	1983	ITA	_____	Rossignol
53	206532	SCHMOTZ Marlene	1994	GER	_____	Fischer
54	485637	ALOPINA Ksenia	1992	RUS	_____	
55	65038	PERSYN Karen	1983	BEL	_____	Elan
56	405138	JELINKOVA Adriana	1995	NED	_____	
57	25096	GUTIERREZ Mireia	1988	AND	_____	
58	206497	FILSER Andrea	1993	GER	_____	Voelkl
59	506399	HECTOR Sara	1992	SWE	_____	Head
60	155479	SMUTNA Michaela	1987	CZE	_____	Volk
61	435313	MAJERCZYK Sabina	1993	POL	_____	
62	555018	GASUNA Lelde	1990	LAT	_____	
63	185403	MAKINEN Janina	1996	FIN	_____	
64	185357	VIRKKULA Sohvi	1993	FIN	_____	Atomic
65	185383	AHONEN Saana	1994	FIN	_____	





AUDI FIS SKI WORLD CUP LEVI



— 14.-16.11.2014 —



AUDI FIS SKI WORLD CUP 2014/15



Levi (FIN)



1st LADIES' SLALOM 1st RUN OFFICIAL RESULTS

SAT 15 NOV 2014
Start Time: 11:00

Jury

TD FIS	J. FORSMARK	SWE
Referee	A. SKAARDAL	FIS
Assistant Referee	M. MAYR	FIS
Chief of Race	P. TUOMIKOSKI	FIN

Technical Data

Course Name	Levi Black
Start Altitude	438 m
Finish Altitude	258 m
Vertical Drop	180 m
Homologation Number	9324/11/09

Race Information 1st Run

Course Setter	T. GFELLER	NOR
Number of Gates	67	
Turning Gates	65	
Start Time	11:00	
Forerunners	A - H. HANNOLA	FIN
	B - J. TOIVAINEN	FIN
	C - R. HONKANEN	FIN

Race Information 2nd Run

Course Setter	F. PERRIN	FRA
Number of Gates		
Turning Gates		
Start Time	14:00	
Forerunners	A - H. HANNOLA	FIN
	B - J. TOIVAINEN	FIN
	C - R. HONKANEN	FIN

Number of Competitors: 65, Number of NSA: 20

Rank	Bib	FIS Code	Name	Year of Birth	NSA	Time	Diff.	Ski
1	13	565243	MAZE Tina	1983	SLO	58.12		Stoeckli
2	1	505679	HANSDOTTER Frida	1985	SWE	58.51	0.39	Rossignol
3	2	505760	PIETILAE-HOLMNER Maria	1986	SWE	58.81	0.69	Rossignol
4	5	105269	GAGNON Marie-Michele	1989	CAN	58.87	0.75	Rossignol
5	6	55838	ZETTEL Kathrin	1986	AUT	58.97	0.85	Atomic
6	9	155415	STRACHOVA Sarka	1985	CZE	59.22	1.10	Fischer
7	3	56032	SCHILD Bernadette	1990	AUT	59.36	1.24	Rossignol
8	8	425771	LOESETH Nina	1989	NOR	59.41	1.29	Voelkl
9	17	515997	FEIERABEND Denise	1989	SUI	59.45	1.33	Head
9	12	55690	HOSP Nicole	1983	AUT	59.45	1.33	Fischer
11	30	516284	GISIN Michelle	1993	SUI	59.64	1.52	Rossignol
12	22	55807	DAUM Alexandra	1986	AUT	59.75	1.63	Rossignol
13	19	206279	GEIGER Christina	1990	GER	59.79	1.67	Rossignol
14	4	6535237	SHIFFRIN Mikaela	1995	USA	59.83	1.71	Atomic
15	15	506146	SWENN-LARSSON Anna	1991	SWE	59.87	1.75	Head
16	37	297233	PARDELLER Sarah	1988	ITA	59.88	1.76	Elan
17	38	197319	BAUD Adeline	1992	FRA	59.92	1.80	Rossignol
17	7	705287	VELEZ ZUZULOVA Veronika	1984	SVK	59.92	1.80	Salomon
19	14	516280	HOLDENER Wendy	1993	SUI	59.94	1.82	Head
20	20	55977	THALMANN Carmen	1989	AUT	59.95	1.83	Head
21	28	537772	STIEGLER Resi	1985	USA	1:00.00	1.88	Rossignol
21	18	296354	COSTAZZA Chiara	1984	ITA	1:00.00	1.88	Rossignol

15-11-2014 / Levi (FIN) / 5115

Page 1/2

Data Processing by LONGINES

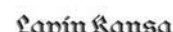
www.fis-ski.com

LONGINES Timing

Generation Date: SAT 15 NOV 2014

Time: 12:23

Document: 73B 1.0



Number of Competitors: 65, Number of NSA: 20

Rank	Bib	FIS Code	Name	Year of Birth	NSA	Time	Diff.	Ski
23	25	196803	MOUGEL Laurie	1988	FRA	1:00.04	1.92	Fischer
24	41	516109	VOGEL Nadja	1990	SUI	1:00.17	2.05	Stoeckli
25	59	506399	HECTOR Sara	1992	SWE	1:00.18	2.06	Head
26	16	205239	WIRTH Barbara	1989	GER	1:00.21	2.09	Voelkl
27	52	296259	MOELGG Manuela	1983	ITA	1:00.27	2.15	Rossignol
28	51	56241	SCHNEEBERGER Rosina	1994	AUT	1:00.35	2.23	Voelkl
29	11	55759	KIRCHGASSER Michaela	1985	AUT	1:00.48	2.36	Atomic
30	23	56258	AGER Christina	1995	AUT	1:00.50	2.38	Atomic
31	42	506555	BLOMQVIST Lisa	1994	SWE	1:00.51	2.39	Voelkl
32	26	296509	CURTONI Irene	1985	ITA	1:00.54	2.42	Rossignol
33	48	206408	WEINBUCHNER Susanne	1991	GER	1:00.55	2.43	Head
34	10	506341	WIKSTROEM Emelie	1992	SWE	1:00.56	2.44	Voelkl
35	39	206487	WIESLER Maren	1993	GER	1:00.57	2.45	Fischer
36	40	196726	BARTHET Anne-Sophie	1988	FRA	1:00.58	2.46	Head
37	35	539909	MOLTZAN Paula	1994	USA	1:00.59	2.47	Rossignol
38	33	196725	BARIOZ Taina	1988	FRA	1:00.61	2.49	Head
39	53	206532	SCHMOTZ Marlene	1994	GER	1:00.78	2.66	Fischer
39	45	297601	BRIGNONE Federica	1990	ITA	1:00.78	2.66	Rossignol
41	47	206355	DUERR Lena	1991	GER	1:00.88	2.76	Voelkl
42	21	506350	EKLUND Nathalie	1992	SWE	1:00.90	2.78	Head
43	24	107068	PHELAN Brittany	1991	CAN	1:00.93	2.81	Fischer
44	27	506583	SAEFVENBERG Charlotta	1994	SWE	1:01.24	3.12	Rossignol
45	44	206160	RIESCH Susanne	1987	GER	1:01.26	3.14	Blizzard
46	50	155728	DUBOVSKA Martina	1992	CZE	1:01.28	3.16	Voelkl
47	36	55898	BREM Eva-Maria	1988	AUT	1:01.44	3.32	Voelkl
48	31	196928	WORLEY Tessa	1989	FRA	1:01.49	3.37	Rossignol
49	54	485637	ALOPINA Ksenia	1992	RUS	1:01.56	3.44	
50	57	25096	GUTIERREZ Mireia	1988	AND	1:01.74	3.62	
51	55	65038	PERSYN Karen	1983	BEL	1:01.88	3.76	Elan
52	58	206497	FILSER Andrea	1993	GER	1:01.98	3.86	Voelkl
53	49	315187	IGNJATOVIC Nevena	1990	SRB	1:02.24	4.12	Stoeckli
54	60	155479	SMUTNA Michaela	1987	CZE	1:02.30	4.18	Volkl
55	62	555018	GASUNA Lelde	1990	LAT	1:03.13	5.01	
56	56	405138	JELINKOVA Adriana	1995	NED	1:03.21	5.09	
57	46	537792	DUKE Hailey	1985	USA	1:03.72	5.60	Atomic

DID NOT FINISH 1st RUN: 8 competitors

29	106961	MIELZYNSKI Erin	1990	CAN				Rossignol
32	196793	MARMOTTAN Anemone	1988	FRA				Rossignol
34	206536	WALLNER Marina	1994	GER				Fischer
43	185317	SOPPELA Merle	1991	FIN				Stoeckli
61	435313	MAJERCZYK Sabina	1993	POL				
63	185403	MAKINEN Janina	1996	FIN				
64	185357	VIRKKULA Sohvi	1993	FIN				Atomic
65	185383	AHONEN Saana	1994	FIN				





AUDI FIS SKI WORLD CUP LEVI



— 14.-16.11.2014 —



AUDI FIS SKI WORLD CUP 2014/15



Levi (FIN)



1st LADIES' SLALOM 2nd RUN

SAT 15 NOV 2014

START LIST

Start Time: 14:00

Race Information 2nd Run

Course Setter F. PERRIN FRA
 Number of Gates 65
 Turning Gates 64
 Start Time 14:00

Technical Data

Course Name Levi Black
 Start Altitude 438 m
 Finish Altitude 258 m
 Vertical Drop 180 m
 Homologation Number 9324/11/09

Forerunners A - H. HANNOLA (FIN) B - J. TOIVAINEN (FIN) C - R. HONKANEN (FIN)

Number of Competitors: 30, Number of NSA: 12

Start Order	Bib	FIS Code	Name	Year of Birth	NSA	1st Run	Diff.	Rank	2nd Run	Total	Ski
1	23	56258	AGER Christina	1995	AUT	1:00.50	2.38	30			Atomic
2	11	55759	KIRCHGASSER Michaela	1985	AUT	1:00.48	2.36	29			Atomic
3	51	56241	SCHNEEBERGER Rosina	1994	AUT	1:00.35	2.23	28			Voelkl
4	52	296259	MOELGG Manuela	1983	ITA	1:00.27	2.15	27			Rossignol
5	16	205239	WIRTH Barbara	1989	GER	1:00.21	2.09	26			Voelkl
6	59	506399	HECTOR Sara	1992	SWE	1:00.18	2.06	25			Head
7	41	516109	VOGEL Nadja	1990	SUI	1:00.17	2.05	24			Stoekli
8	25	196803	MOUGEL Laurie	1988	FRA	1:00.04	1.92	23			Fischer
9	18	296354	COSTAZZA Chiara	1984	ITA	1:00.00	1.88	21			Rossignol
10	28	537772	STIEGLER Resi	1985	USA	1:00.00	1.88	21			Rossignol
11	20	55977	THALMANN Carmen	1989	AUT	59.95	1.83	20			Head
12	14	516280	HOLDENER Wendy	1993	SUI	59.94	1.82	19			Head
13	7	705287	VELEZ ZUZULOVA V.	1984	SVK	59.92	1.80	17			Salomon
14	38	197319	BAUD Adeline	1992	FRA	59.92	1.80	17			Rossignol
15	37	297233	PARDELLER Sarah	1988	ITA	59.88	1.76	16			Elan
16	15	506146	SWENN-LARSSON Anna	1991	SWE	59.87	1.75	15			Head
17	4	6535237	SHIFFRIN Mikaela	1995	USA	59.83	1.71	14			Atomic
18	19	206279	GEIGER Christina	1990	GER	59.79	1.67	13			Rossignol
19	22	55807	DAUM Alexandra	1986	AUT	59.75	1.63	12			Rossignol
20	30	516284	GISIN Michelle	1993	SUI	59.64	1.52	11			Rossignol
21	12	55690	HOSP Nicole	1983	AUT	59.45	1.33	9			Fischer
22	17	515997	FEIERABEND Denise	1989	SUI	59.45	1.33	9			Head
23	8	425771	LOESETH Nina	1989	NOR	59.41	1.29	8			Voelkl
24	3	56032	SCHILD Bernadette	1990	AUT	59.36	1.24	7			Rossignol
25	9	155415	STRACHOVA Sarka	1985	CZE	59.22	1.10	6			Fischer
26	6	55838	ZETTEL Kathrin	1986	AUT	58.97	0.85	5			Atomic
27	5	105269	GAGNON Marie-Michele	1989	CAN	58.87	0.75	4			Rossignol
28	2	505760	PIETILAE-HOLMNER M.	1986	SWE	58.81	0.69	3			Rossignol
29	1	505679	HANSDOTTER Frida	1985	SWE	58.51	0.39	2			Rossignol
30	13	565243	MAZE Tina	1983	SLO	58.12	0.00	1			Stoekli

15-11-2014 / Levi (FIN) / 5115

Page 1/1

Data Processing by LONGINES

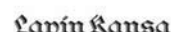
www.fis-ski.com

LONGINES Timing

Generation Date: SAT 15 NOV 2014

Time: 12:52

Document: 51B 1.0





AUDI FIS SKI WORLD CUP LEVI



— 14.-16.11.2014 —



AUDI FIS SKI WORLD CUP 2014/15



Levi (FIN)



1st LADIES' SLALOM 2nd RUN OFFICIAL RESULTS

SAT 15 NOV 2014
Start Time: 14:00

Jury

TD FIS	J. FORSMARK	SWE
Referee	A. SKAARDAL	FIS
Assistant Referee	M. MAYR	FIS
Chief of Race	P. TUOMIKOSKI	FIN

Technical Data

Course Name	Levi Black
Start Altitude	438 m
Finish Altitude	258 m
Vertical Drop	180 m
Homologation Number	9324/11/09

Race Information 1st Run

Course Setter	T. GFELLER	NOR
Number of Gates	67	
Turning Gates	65	
Start Time	11:00	
Forerunners	A - H. HANNOLA	FIN
	B - J. TOIVAINEN	FIN
	C - R. HONKANEN	FIN

Race Information 2nd Run

Course Setter	F. PERRIN	FRA
Number of Gates	65	
Turning Gates	64	
Start Time	14:00	
Forerunners	A - H. HANNOLA	FIN
	B - J. TOIVAINEN	FIN
	C - R. HONKANEN	FIN

Number of Competitors: 65, Number of NSA: 20

F-factor: 720

Rank	Bib	FIS Code	Name	Year of Birth	NSA	1st Run	2nd Run	Total	Diff.	Race Points	Ski
1	13	565243	MAZE Tina	1983	SLO	58.12	57.03	1:55.15		0.00	Stoeckli
2	1	505679	HANSDOTTER Frida	1985	SWE	58.51	56.98	1:55.49	0.34	2.13	Rossignol
3	6	55838	ZETTEL Kathrin	1986	AUT	58.97	56.70	1:55.67	0.52	3.25	Atomic
4	2	505760	PIETILAE-HOLMNER Maria	1986	SWE	58.81	56.93	1:55.74	0.59	3.69	Rossignol
5	8	425771	LOESETH Nina	1989	NOR	59.41	56.91	1:56.32	1.17	7.32	Voelkl
6	5	105269	GAGNON Marie-Michele	1989	CAN	58.87	57.64	1:56.51	1.36	8.50	Rossignol
7	9	155415	STRACHOVA Sarka	1985	CZE	59.22	57.45	1:56.67	1.52	9.50	Fischer
8	30	516284	GISIN Michelle	1993	SUI	59.64	57.04	1:56.68	1.53	9.57	Rossignol
9	12	55690	HOSP Nicole	1983	AUT	59.45	57.52	1:56.97	1.82	11.38	Fischer
10	22	55807	DAUM Alexandra	1986	AUT	59.75	57.41	1:57.16	2.01	12.57	Rossignol
11	4	6535237	SHIFFRIN Mikaela	1995	USA	59.83	57.39	1:57.22	2.07	12.94	Atomic
12	52	296259	MOELGG Manuela	1983	ITA	1:00.27	57.18	1:57.45	2.30	14.38	Rossignol
13	14	516280	HOLDENER Wendy	1993	SUI	59.94	57.53	1:57.47	2.32	14.51	Head
14	7	705287	VELEZ ZUZULOVA Veronika	1984	SVK	59.92	57.59	1:57.51	2.36	14.76	Salomon
15	37	297233	PARDELLER Sarah	1988	ITA	59.88	57.68	1:57.56	2.41	15.07	Elan
16	11	55759	KIRCHGASSER Michaela	1985	AUT	1:00.48	57.11	1:57.59	2.44	15.26	Atomic
17	20	55977	THALMANN Carmen	1989	AUT	59.95	57.65	1:57.60	2.45	15.32	Head
18	28	537772	STIEGLER Resi	1985	USA	1:00.00	57.74	1:57.74	2.59	16.19	Rossignol
19	59	506399	HECTOR Sara	1992	SWE	1:00.18	57.77	1:57.95	2.80	17.51	Head
20	18	296354	COSTAZZA Chiara	1984	ITA	1:00.00	57.98	1:57.98	2.83	17.70	Rossignol

#049 _____

15-11-2014 / Levi (FIN) / 5115

Page 1/3

Data Processing by LONGINES

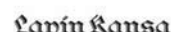
www.fis-ski.com

LONGINES Timing

Generation Date: SAT 15 NOV 2014

Time: 14:50

Document: 73C 1.0



OFFICIAL RESULTS

Number of Competitors: 65, Number of NSA: 20

F-factor: 720

Rank	Bib	FIS Code	Name	Year of Birth	NSA	1st Run	2nd Run	Total	Diff.	Race Points	Ski
21	17	515997	FEIERABEND Denise	1989	SUI	59.45	58.57	1:58.02	2.87	17.95	Head
22	23	56258	AGER Christina	1995	AUT	1:00.50	57.60	1:58.10	2.95	18.45	Atomic
23	41	516109	VOGEL Nadja	1990	SUI	1:00.17	57.96	1:58.13	2.98	18.63	Stoeckli
24	16	205239	WIRTH Barbara	1989	GER	1:00.21	58.12	1:58.33	3.18	19.88	Voelkl
25	38	197319	BAUD Adeline	1992	FRA	59.92	58.44	1:58.36	3.21	20.07	Rossignol
26	25	196803	MOUGEL Laurie	1988	FRA	1:00.04	58.39	1:58.43	3.28	20.51	Fischer
27	19	206279	GEIGER Christina	1990	GER	59.79	58.73	1:58.52	3.37	21.07	Rossignol

DID NOT QUALIFY FOR 2nd RUN: 27 competitors

42	506555	BLOMQVIST Lisa	1994	SWE	1:00.51						Voelkl
26	296509	CURTONI Irene	1985	ITA	1:00.54						Rossignol
48	206408	WEINBUCHNER Susanne	1991	GER	1:00.55						Head
10	506341	WIKSTROEM Emelie	1992	SWE	1:00.56						Voelkl
39	206487	WIESLER Maren	1993	GER	1:00.57						Fischer
40	196726	BARTHET Anne-Sophie	1988	FRA	1:00.58						Head
35	539909	MOLTZAN Paula	1994	USA	1:00.59						Rossignol
33	196725	BARIOZ Taina	1988	FRA	1:00.61						Head
53	206532	SCHMOTZ Marlene	1994	GER	1:00.78						Fischer
45	297601	BRIGNONE Federica	1990	ITA	1:00.78						Rossignol
47	206355	DUERR Lena	1991	GER	1:00.88						Voelkl
21	506350	EKLUND Nathalie	1992	SWE	1:00.90						Head
24	107068	PHELAN Brittany	1991	CAN	1:00.93						Fischer
27	506583	SAEFVENBERG Charlotta	1994	SWE	1:01.24						Rossignol
44	206160	RIESCH Susanne	1987	GER	1:01.26						Blizzard
50	155728	DUBOVSKA Martina	1992	CZE	1:01.28						Voelkl
36	55898	BREM Eva-Maria	1988	AUT	1:01.44						Voelkl
31	196928	WORLEY Tessa	1989	FRA	1:01.49						Rossignol
54	485637	ALOPINA Ksenia	1992	RUS	1:01.56						
57	25096	GUTIERREZ Mireia	1988	AND	1:01.74						
55	65038	PERSYN Karen	1983	BEL	1:01.88						Elan
58	206497	FILSER Andrea	1993	GER	1:01.98						Voelkl
49	315187	IGNJATOVIC Nevena	1990	SRB	1:02.24						Stoeckli
60	155479	SMUTNA Michaela	1987	CZE	1:02.30						Volk
62	555018	GASUNA Lelde	1990	LAT	1:03.13						
56	405138	JELINKOVA Adriana	1995	NED	1:03.21						
46	537792	DUKE Hailey	1985	USA	1:03.72						Atomic

DID NOT FINISH 1st RUN: 8 competitors

29	106961	MIELZYNSKI Erin	1990	CAN							Rossignol
32	196793	MARMOTTAN Anemone	1988	FRA							Rossignol
34	206536	WALLNER Marina	1994	GER							Fischer
43	185317	SOPPELA Merle	1991	FIN							Stoeckli
61	435313	MAJERCZYK Sabina	1993	POL							
63	185403	MAKINEN Janina	1996	FIN							
64	185357	VIRKKULA Sohvi	1993	FIN							Atomic
65	185383	AHONEN Saana	1994	FIN							

#049 _____





1st LADIES' SLALOM 2nd RUN
OFFICIAL RESULTS

SAT 15 NOV 2014
Start Time: 14:00

Number of Competitors: 65, Number of NSA: 20

F-factor: 720

Rank	Bib	FIS Code	Name	Year of Birth	NSA	1st Run	2nd Run	Total	Diff.	Race Points	Ski
DID NOT FINISH 2nd RUN: 3 competitors											
	3	56032	SCHILD Bernadette	1990	AUT						Rossignol
	15	506146	SWENN-LARSSON Anna	1991	SWE						Head
	51	56241	SCHNEEBERGER Rosina	1994	AUT						Voelkl

Technical Delegate:
J. FORSMARK (SWE) #049





AUDI FIS SKI WORLD CUP LEVI



— 14.-16.11.2014 —



Audi FIS Ski World Cup

AUDI FIS SKI WORLD CUP 2014/15

Levi (FIN)



1st LADIES' SLALOM

SAT 15 NOV 2014

PENALTY CALCULATION

Best 10 at Finish

Rank	Bib	FIS Code	Name	NSA	FIS Points	Best 5	Race Points
1	13	565243	MAZE Tina	SLO	4.82		
2	1	505679	HANSDOTTER Frida	SWE	1.77	1.77	2.13
3	6	55838	ZETTEL Kathrin	AUT	4.26	4.26	3.25
4	2	505760	PIETILAE-HOLMNER Maria	SWE	3.71	3.71	3.69
5	8	425771	LOESETH Nina	NOR	4.81		
6	5	105269	GAGNON Marie-Michele	CAN	4.12	4.12	8.50
7	9	155415	STRACHOVA Sarka	CZE	4.68		
8	30	516284	GISIN Michelle	SUI	6.00		
9	12	55690	HOSP Nicole	AUT	4.61	4.61	11.38
10	22	55807	DAUM Alexandra	AUT	5.75		

Best 5 FIS Points at Start

Rank	Bib	FIS Code	Name	NSA	FIS Points
11	4	6535237	SHIFFRIN Mikaela	USA	0.00
2	1	505679	HANSDOTTER Frida	SWE	1.77
4	2	505760	PIETILAE-HOLMNER Maria	SWE	3.71
6	5	105269	GAGNON Marie-Michele	CAN	4.12
3	6	55838	ZETTEL Kathrin	AUT	4.26

TOTALS:

FIS Points of Best 5 at Start (B)	13.86		
FIS Points of Best at Finish in Top 10 (A)		18.47	
Race Points of Corresponding Competitors (C)			28.95
Calculated Penalty (A+B-C) : 10 =>	0.338		
Rounded	0.34		
Category Adder	0.00		
Correction Value (Z)	0.00		
Calculated Penalty	0.34		
Penalty Applied	0.00		

Technical Delegate:

J. FORSMARK (SWE) #049

15-11-2014 / Levi (FIN) / 5115

Page 1/1

Data Processing by LONGINES

www.fis-ski.com

LONGINES Timing

Generation Date: SAT 15 NOV 2014

Time: 14:51

Document: 73G 1.0





AUDI FIS SKI WORLD CUP LEVI



— 14.-16.11.2014 —



AUDI FIS SKI WORLD CUP 2014/15



Levi (FIN)

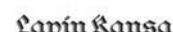


1st LADIES' SLALOM 2nd RUN PERFORMANCE ANALYSIS 1

SAT 15 NOV 2014

Number of Competitors: 27

Rank	Bib	Name Ski	NSA	Positions			Partials			Difference			
				Pos.	Time	Rank	Pos.	Time	Rank	Time			
1	13	MAZE Tina Stoekli	SLO	Run1:	Int1:	9.51	(17)	I1-I2:	10.74	(1)	0.56		
					Int2:	20.25	(5)		I2-I3:	24.03	(2)	0.13	
					Int3:	44.28	(1)		I3-Fin:	13.84	(1)	0.00	
					Fin:	58.12	(1)					0.00	
					Run2:	Int1:	9.45		(27)	I1-I2:	11.15	(8)	0.38
						Int2:	20.60		(17)	I2-I3:	23.69	(5)	0.56
				Int3:		44.29	(11)	I3-Fin:	12.74	(2)	0.50		
				Fin:		57.03	(5)				0.33		
				Total:	Int1:	1:07.57	(1)				0.00		
					Int2:	1:18.72	(1)				0.00		
					Int3:	1:42.41	(1)				0.00		
						Fin:	1:55.15	(1)			0.00		
				2	1	HANSDOTTER Frida Rossignol	SWE	Run1:	Int1:	9.54	(22)	I1-I2:	10.76
Int2:	20.30	(7)	I2-I3:						23.98	(1)	0.18		
Int3:	44.28	(1)	I3-Fin:						14.23	(3)	0.00		
Fin:	58.51	(2)									0.39		
Run2:	Int1:	9.35	(20)						I1-I2:	11.21	(12)		0.28
	Int2:	20.56	(14)						I2-I3:	23.59	(2)		0.52
	Int3:	44.15	(4)					I3-Fin:	12.83	(6)	0.36		
	Fin:	56.98	(4)								0.28		
Total:	Int1:	1:07.86	(2)								0.29		
	Int2:	1:19.07	(2)								0.35		
	Int3:	1:42.66	(2)								0.25		
		Fin:	1:55.49					(2)			0.34		
3	6	ZETTEL Kathrin Atomic	AUT					Run1:	Int1:	9.57	(24)	I1-I2:	10.95
				Int2:	20.52	(20)	I2-I3:		24.03	(2)	0.40		
				Int3:	44.55	(4)	I3-Fin:		14.42	(8)	0.27		
				Fin:	58.97	(5)					0.85		
				Run2:	Int1:	9.32	(19)		I1-I2:	11.14	(6)		0.25
					Int2:	20.46	(8)		I2-I3:	23.33	(1)		0.42
					Int3:	43.79	(1)	I3-Fin:	12.91	(12)	0.00		
					Fin:	56.70	(1)				0.00		
				Total:	Int1:	1:08.29	(5)				0.72		
					Int2:	1:19.43	(5)				0.71		
					Int3:	1:42.76	(3)				0.35		
						Fin:	1:55.67	(3)			0.52		



Number of Competitors: 27

Rank	Bib	Name Ski	NSA	Positions			Partials			Difference	
				Pos.	Time	Rank	Pos.	Time	Rank	Time	
4	2	PIETILAE-HOLMNER M. Rossignol	SWE	Run1:	Int1:	9.09	(2)	I1-I2:	11.14	(22)	0.14
					Int2:	20.23	(3)	I2-I3:	24.29	(4)	0.11
					Int3:	44.52	(3)	I3-Fin:	14.29	(4)	0.24
					Fin:	58.81	(3)				0.69
				Run2:	Int1:	9.28	(11)	I1-I2:	11.28	(16)	0.21
					Int2:	20.56	(14)	I2-I3:	23.67	(4)	0.52
					Int3:	44.23	(6)	I3-Fin:	12.70	(1)	0.44
					Fin:	56.93	(3)				0.23
				Total:	Int1:	1:08.09	(4)				0.52
					Int2:	1:19.37	(4)				0.65
					Int3:	1:43.04	(4)				0.63
					Fin:	1:55.74	(4)				0.59
				5	8	LOESETH Nina Voelkl	NOR	Run1:	Int1:	9.51	(17)
Int2:	20.38	(14)	I2-I3:						24.67	(13)	0.26
Int3:	45.05	(12)	I3-Fin:						14.36	(5)	0.77
Fin:	59.41	(7)									1.29
Run2:	Int1:	9.29	(13)					I1-I2:	11.08	(3)	0.22
	Int2:	20.37	(4)					I2-I3:	23.72	(6)	0.33
	Int3:	44.09	(2)					I3-Fin:	12.82	(5)	0.30
	Fin:	56.91	(2)								0.21
Total:	Int1:	1:08.70	(9)								1.13
	Int2:	1:19.78	(7)								1.06
	Int3:	1:43.50	(6)								1.09
	Fin:	1:56.32	(5)								1.17
6	5	GAGNON Marie-Michele Rossignol	CAN					Run1:	Int1:	8.95	(1)
				Int2:	20.35	(8)	I2-I3:		24.45	(7)	0.23
				Int3:	44.80	(7)	I3-Fin:		14.07	(2)	0.52
				Fin:	58.87	(4)					0.75
				Run2:	Int1:	9.19	(7)	I1-I2:	11.14	(6)	0.12
					Int2:	20.33	(3)	I2-I3:	24.43	(22)	0.29
					Int3:	44.76	(16)	I3-Fin:	12.88	(8)	0.97
					Fin:	57.64	(16)				0.94
				Total:	Int1:	1:08.06	(3)				0.49
					Int2:	1:19.20	(3)				0.48
					Int3:	1:43.63	(7)				1.22
					Fin:	1:56.51	(6)				1.36
				7	9	STRACHOVA Sarka Fischer	CZE	Run1:	Int1:	9.52	(19)
Int2:	20.37	(12)	I2-I3:						24.39	(5)	0.25
Int3:	44.76	(5)	I3-Fin:						14.46	(9)	0.48
Fin:	59.22	(6)									1.10
Run2:	Int1:	9.37	(24)					I1-I2:	11.12	(5)	0.30
	Int2:	20.49	(10)					I2-I3:	23.76	(9)	0.45
	Int3:	44.25	(9)					I3-Fin:	13.20	(23)	0.46
	Fin:	57.45	(11)								0.75
Total:	Int1:	1:08.59	(7)								1.02
	Int2:	1:19.71	(6)								0.99
	Int3:	1:43.47	(5)								1.06
	Fin:	1:56.67	(7)								1.52



Number of Competitors: 27

Rank	Bib	Name Ski	NSA	Positions			Partials			Difference	
				Pos.	Time	Rank	Pos.	Time	Rank	Time	
8	30	GISIN Michelle Rossignol	SUI	Run1:	Int1:	9.36	(6)	I1-I2:	10.85	(7)	0.41
					Int2:	20.21	(2)	I2-I3:	24.83	(20)	0.09
					Int3:	45.04	(11)	I3-Fin:	14.60	(16)	0.76
					Fin:	59.64	(10)				1.52
				Run2:	Int1:	9.29	(13)	I1-I2:	11.17	(11)	0.22
					Int2:	20.46	(8)	I2-I3:	23.78	(10)	0.42
					Int3:	44.24	(8)	I3-Fin:	12.80	(4)	0.45
					Fin:	57.04	(6)				0.34
				Total:	Int1:	1:08.93	(10)				1.36
					Int2:	1:20.10	(10)				1.38
					Int3:	1:43.88	(8)				1.47
					Fin:	1:56.68	(8)				1.53
				9	12	HOSP Nicole Fischer	AUT	Run1:	Int1:	9.50	(14)
Int2:	20.35	(8)	I2-I3:						24.47	(8)	0.23
Int3:	44.82	(8)	I3-Fin:						14.63	(17)	0.54
Fin:	59.45	(8)									1.33
Run2:	Int1:	9.23	(9)					I1-I2:	11.26	(13)	0.16
	Int2:	20.49	(10)					I2-I3:	23.98	(13)	0.45
	Int3:	44.47	(12)					I3-Fin:	13.05	(18)	0.68
	Fin:	57.52	(12)								0.82
Total:	Int1:	1:08.68	(8)								1.11
	Int2:	1:19.94	(8)								1.22
	Int3:	1:43.92	(9)								1.51
	Fin:	1:56.97	(9)								1.82
10	22	DAUM Alexandra Rossignol	AUT					Run1:	Int1:	9.59	(25)
				Int2:	20.35	(8)	I2-I3:		24.41	(6)	0.23
				Int3:	44.76	(5)	I3-Fin:		14.99	(24)	0.48
				Fin:	59.75	(11)					1.63
				Run2:	Int1:	9.31	(17)	I1-I2:	11.34	(20)	0.24
					Int2:	20.65	(20)	I2-I3:	23.61	(3)	0.61
					Int3:	44.26	(10)	I3-Fin:	13.15	(22)	0.47
					Fin:	57.41	(10)				0.71
				Total:	Int1:	1:09.06	(13)				1.49
					Int2:	1:20.40	(13)				1.68
					Int3:	1:44.01	(10)				1.60
					Fin:	1:57.16	(10)				2.01
				11	4	SHIFFRIN Mikaela Atomic	USA	Run1:	Int1:	9.13	(3)
Int2:	20.23	(3)	I2-I3:						25.09	(26)	0.11
Int3:	45.32	(20)	I3-Fin:						14.51	(10)	1.04
Fin:	59.83	(13)									1.71
Run2:	Int1:	9.13	(4)					I1-I2:	11.31	(18)	0.06
	Int2:	20.44	(7)					I2-I3:	24.06	(15)	0.40
	Int3:	44.50	(13)					I3-Fin:	12.89	(10)	0.71
	Fin:	57.39	(9)								0.69
Total:	Int1:	1:08.96	(11)								1.39
	Int2:	1:20.27	(12)								1.55
	Int3:	1:44.33	(11)								1.92
	Fin:	1:57.22	(11)								2.07



Number of Competitors: 27

Rank	Bib	Name Ski	NSA	Positions			Partials			Difference		
				Pos.	Time	Rank	Pos.	Time	Rank	Time		
12	52	MOELGG Manuela Rossignol	ITA	Run1:	Int1:	9.61	(26)	I1-I2:	11.23	(24)	0.66	
					Int2:	20.84	(26)	I2-I3:	24.85	(21)	0.72	
					Int3:	45.69	(27)	I3-Fin:	14.58	(15)	1.41	
					Fin:	1:00.27	(25)				2.15	
					Run2:	Int1:	9.35	(20)	I1-I2:	11.15	(8)	0.28
						Int2:	20.50	(12)	I2-I3:	23.73	(8)	0.46
						Int3:	44.23	(6)	I3-Fin:	12.95	(14)	0.44
						Fin:	57.18	(8)				0.48
					Total:	Int1:	1:09.62	(25)				2.05
						Int2:	1:20.77	(22)				2.05
						Int3:	1:44.50	(14)				2.09
						Fin:	1:57.45	(12)				2.30
					13	14	HOLDENER Wendy Head	SUI	Run1:	Int1:	9.28	(4)
Int2:	20.51	(19)	I2-I3:	25.07						(25)	0.39	
Int3:	45.58	(24)	I3-Fin:	14.36						(5)	1.30	
Fin:	59.94	(17)									1.82	
Run2:	Int1:	9.21	(8)	I1-I2:						11.34	(20)	0.14
	Int2:	20.55	(13)	I2-I3:						23.97	(12)	0.51
	Int3:	44.52	(14)	I3-Fin:						13.01	(17)	0.73
	Fin:	57.53	(13)									0.83
Total:	Int1:	1:09.15	(16)									1.58
	Int2:	1:20.49	(15)									1.77
	Int3:	1:44.46	(12)									2.05
	Fin:	1:57.47	(13)									2.32
14	7	VELEZ ZUZULOVA V. Salomon	SVK	Run1:						Int1:	9.39	(8)
					Int2:	20.15	(1)	I2-I3:	24.69	(14)	0.03	
					Int3:	44.84	(9)	I3-Fin:	15.08	(26)	0.56	
					Fin:	59.92	(15)				1.80	
					Run2:	Int1:	9.16	(5)	I1-I2:	10.88	(1)	0.09
						Int2:	20.04	(1)	I2-I3:	24.72	(26)	0.00
						Int3:	44.76	(16)	I3-Fin:	12.83	(6)	0.97
						Fin:	57.59	(14)				0.89
					Total:	Int1:	1:09.08	(14)				1.51
						Int2:	1:19.96	(9)				1.24
						Int3:	1:44.68	(18)				2.27
						Fin:	1:57.51	(14)				2.36
					15	37	PARDELLER Sarah Elan	ITA	Run1:	Int1:	9.67	(27)
Int2:	20.49	(17)	I2-I3:	24.59						(11)	0.37	
Int3:	45.08	(13)	I3-Fin:	14.80						(20)	0.80	
Fin:	59.88	(14)									1.76	
Run2:	Int1:	9.31	(17)	I1-I2:						11.39	(23)	0.24
	Int2:	20.70	(24)	I2-I3:						24.06	(15)	0.66
	Int3:	44.76	(16)	I3-Fin:						12.92	(13)	0.97
	Fin:	57.68	(18)									0.98
Total:	Int1:	1:09.19	(17)									1.62
	Int2:	1:20.58	(16)									1.86
	Int3:	1:44.64	(17)									2.23
	Fin:	1:57.56	(15)									2.41



Number of Competitors: 27

Rank	Bib	Name Ski	NSA	Positions			Partials			Difference		
				Pos.	Time	Rank	Pos.	Time	Rank	Time		
16	11	KIRCHGASSER Michaela Atomic	AUT	Run1:	Int1:	9.53	(21)	I1-I2:	10.83	(6)	0.58	
					Int2:	20.36	(11)	I2-I3:	24.53	(9)	0.24	
					Int3:	44.89	(10)	I3-Fin:	15.59	(27)	0.61	
					Fin:	1:00.48	(26)				2.36	
					Run2:	Int1:	9.28	(11)	I1-I2:	11.15	(8)	0.21
						Int2:	20.43	(6)	I2-I3:	23.72	(6)	0.39
						Int3:	44.15	(4)	I3-Fin:	12.96	(15)	0.36
						Fin:	57.11	(7)				0.41
					Total:	Int1:	1:09.76	(27)				2.19
						Int2:	1:20.91	(27)				2.19
						Int3:	1:44.63	(16)				2.22
						Fin:	1:57.59	(16)				2.44
					17	20	THALMANN Carmen Head	AUT	Run1:	Int1:	9.42	(9)
Int2:	20.52	(20)	I2-I3:	24.58						(10)	0.40	
Int3:	45.10	(15)	I3-Fin:	14.85						(22)	0.82	
Fin:	59.95	(18)									1.83	
Run2:	Int1:	9.07	(1)	I1-I2:						11.61	(27)	0.00
	Int2:	20.68	(22)	I2-I3:						23.84	(11)	0.64
	Int3:	44.52	(14)	I3-Fin:						13.13	(20)	0.73
	Fin:	57.65	(17)									0.95
Total:	Int1:	1:09.02	(12)									1.45
	Int2:	1:20.63	(19)									1.91
	Int3:	1:44.47	(13)									2.06
	Fin:	1:57.60	(17)									2.45
18	28	STIEGLER Resi Rossignol	USA	Run1:						Int1:	9.50	(14)
					Int2:	20.55	(22)	I2-I3:	24.89	(22)	0.43	
					Int3:	45.44	(22)	I3-Fin:	14.56	(13)	1.16	
					Fin:	1:00.00	(19)				1.88	
					Run2:	Int1:	9.36	(23)	I1-I2:	11.27	(14)	0.29
						Int2:	20.63	(18)	I2-I3:	24.14	(17)	0.59
						Int3:	44.77	(19)	I3-Fin:	12.97	(16)	0.98
						Fin:	57.74	(19)				1.04
					Total:	Int1:	1:09.36	(21)				1.79
						Int2:	1:20.63	(19)				1.91
						Int3:	1:44.77	(19)				2.36
						Fin:	1:57.74	(18)				2.59
					19	59	HECTOR Sara Head	SWE	Run1:	Int1:	9.52	(19)
Int2:	20.88	(27)	I2-I3:	24.77						(18)	0.76	
Int3:	45.65	(26)	I3-Fin:	14.53						(11)	1.37	
Fin:	1:00.18	(23)									2.06	
Run2:	Int1:	9.16	(5)	I1-I2:						11.52	(24)	0.09
	Int2:	20.68	(22)	I2-I3:						24.19	(18)	0.64
	Int3:	44.87	(22)	I3-Fin:						12.90	(11)	1.08
	Fin:	57.77	(20)									1.07
Total:	Int1:	1:09.34	(19)									1.77
	Int2:	1:20.86	(26)									2.14
	Int3:	1:45.05	(23)									2.64
	Fin:	1:57.95	(19)									2.80

Number of Competitors: 27

Rank	Bib	Name Ski	NSA	Positions			Partials			Difference			
				Pos.	Time	Rank	Pos.	Time	Rank	Time			
20	18	COSTAZZA Chiara Rossignol	ITA	Run1:	Int1:	9.48	(12)	I1-I2:	11.01	(15)	0.53		
					Int2:	20.49	(17)	I2-I3:	24.82	(19)	0.37		
					Int3:	45.31	(19)	I3-Fin:	14.69	(19)	1.03		
				Run2:	Fin:	1:00.00	(19)				1.88		
					Int1:	9.42	(25)	I1-I2:	11.36	(22)	0.35		
					Int2:	20.78	(26)	I2-I3:	24.42	(21)	0.74		
					Int3:	45.20	(24)	I3-Fin:	12.78	(3)	1.41		
				Total:	Fin:	57.98	(22)				1.28		
					Int1:	1:09.42	(22)				1.85		
					Int2:	1:20.78	(24)				2.06		
								Int3:	1:45.20	(25)			2.79
								Fin:	1:57.98	(20)			2.83
				21	17	FEIERABEND Denise Head	SUI	Run1:	Int1:	9.42	(9)	I1-I2:	10.95
Int2:	20.37	(12)	I2-I3:						24.72	(15)	0.25		
Int3:	45.09	(14)	I3-Fin:						14.36	(5)	0.81		
Run2:	Fin:	59.45	(8)								1.33		
	Int1:	9.12	(2)					I1-I2:	11.53	(25)	0.05		
	Int2:	20.65	(20)					I2-I3:	24.70	(25)	0.61		
	Int3:	45.35	(26)					I3-Fin:	13.22	(24)	1.56		
Total:	Fin:	58.57	(26)								1.87		
	Int1:	1:08.57	(6)								1.00		
	Int2:	1:20.10	(10)								1.38		
								Int3:	1:44.80	(20)			2.39
								Fin:	1:58.02	(21)			2.87
22	23	AGER Christina Atomic	AUT					Run1:	Int1:	9.35	(5)	I1-I2:	11.12
				Int2:	20.47	(16)	I2-I3:		25.02	(24)	0.35		
				Int3:	45.49	(23)	I3-Fin:		15.01	(25)	1.21		
				Run2:	Fin:	1:00.50	(27)				2.38		
					Int1:	9.12	(2)	I1-I2:	10.98	(2)	0.05		
					Int2:	20.10	(2)	I2-I3:	24.00	(14)	0.06		
					Int3:	44.10	(3)	I3-Fin:	13.50	(27)	0.31		
				Total:	Fin:	57.60	(15)				0.90		
					Int1:	1:09.62	(25)				2.05		
					Int2:	1:20.60	(17)				1.88		
								Int3:	1:44.60	(15)			2.19
								Fin:	1:58.10	(22)			2.95
				23	41	VOGEL Nadja Stoekli	SUI	Run1:	Int1:	9.48	(12)	I1-I2:	10.94
Int2:	20.42	(15)	I2-I3:						25.21	(27)	0.30		
Int3:	45.63	(25)	I3-Fin:						14.54	(12)	1.35		
Run2:	Fin:	1:00.17	(22)								2.05		
	Int1:	9.35	(20)					I1-I2:	11.29	(17)	0.28		
	Int2:	20.64	(19)					I2-I3:	24.19	(18)	0.60		
	Int3:	44.83	(21)					I3-Fin:	13.13	(20)	1.04		
Total:	Fin:	57.96	(21)								1.26		
	Int1:	1:09.52	(24)								1.95		
	Int2:	1:20.81	(25)								2.09		
								Int3:	1:45.00	(21)			2.59
								Fin:	1:58.13	(23)			2.98



Number of Competitors: 27

Rank	Bib	Name Ski	NSA	Positions			Partials			Difference				
				Pos.	Time	Rank	Pos.	Time	Rank	Time				
24	16	WIRTH Barbara Voelkl	GER	Run1:	Int1:	9.54	(22)	I1-I2:	11.10	(18)	0.59			
					Int2:	20.64	(25)					I2-I3:	24.72	(15)
					Int3:	45.36	(21)					I3-Fin:	14.85	(22)
					Fin:	1:00.21	(24)							
				Run2:	Int1:	9.25	(10)	I1-I2:	11.31	(18)	0.18			
					Int2:	20.56	(14)					I2-I3:	24.24	(20)
					Int3:	44.80	(20)					I3-Fin:	13.32	(25)
					Fin:	58.12	(23)							
				Total:	Int1:	1:09.46	(23)				1.89			
					Int2:	1:20.77	(22)					2.05		
					Int3:	1:45.01	(22)							
					Fin:	1:58.33	(24)							
													3.18	
25	38	BAUD Adeline Rossignol	FRA	Run1:	Int1:	9.50	(14)	I1-I2:	11.06	(17)	0.55			
					Int2:	20.56	(23)					I2-I3:	24.73	(17)
					Int3:	45.29	(18)					I3-Fin:	14.63	(17)
					Fin:	59.92	(15)							
				Run2:	Int1:	9.43	(26)	I1-I2:	11.27	(14)	0.36			
					Int2:	20.70	(24)					I2-I3:	24.62	(23)
					Int3:	45.32	(25)					I3-Fin:	13.12	(19)
					Fin:	58.44	(25)							
				Total:	Int1:	1:09.35	(20)				1.78			
					Int2:	1:20.62	(18)					1.90		
					Int3:	1:45.24	(26)							
					Fin:	1:58.36	(25)							
													3.21	
26	25	MOUGEL Laurie Fischer	FRA	Run1:	Int1:	9.44	(11)	I1-I2:	10.85	(7)	0.49			
					Int2:	20.29	(6)					I2-I3:	24.93	(23)
					Int3:	45.22	(16)					I3-Fin:	14.82	(21)
					Fin:	1:00.04	(21)							
				Run2:	Int1:	9.29	(13)	I1-I2:	11.11	(4)	0.22			
					Int2:	20.40	(5)					I2-I3:	24.67	(24)
					Int3:	45.07	(23)					I3-Fin:	13.32	(25)
					Fin:	58.39	(24)							
				Total:	Int1:	1:09.33	(18)				1.76			
					Int2:	1:20.44	(14)					1.72		
					Int3:	1:45.11	(24)							
					Fin:	1:58.43	(26)							
													3.28	
27	19	GEIGER Christina Rossignol	GER	Run1:	Int1:	9.38	(7)	I1-I2:	11.19	(23)	0.43			
					Int2:	20.57	(24)					I2-I3:	24.66	(12)
					Int3:	45.23	(17)					I3-Fin:	14.56	(13)
					Fin:	59.79	(12)							
				Run2:	Int1:	9.30	(16)	I1-I2:	11.57	(26)	0.23			
					Int2:	20.87	(27)					I2-I3:	24.98	(27)
					Int3:	45.85	(27)					I3-Fin:	12.88	(8)
					Fin:	58.73	(27)							
				Total:	Int1:	1:09.09	(15)				1.52			
					Int2:	1:20.66	(21)					1.94		
					Int3:	1:45.64	(27)							
					Fin:	1:58.52	(27)							
													3.37	

LEGEND

Pos Intermediate or Speed Position **Int1:** Intermediate 1 **Int3:** Intermediate 3 **Run1** First Run **Fin:** Finish
Total First + Second Run **Int2:** Intermediate 2 **Run2** Second Run

15-11-2014 / Levi (FIN) / 5115

Page 7/7

Data Processing by LONGINES

www.fis-ski.com

LONGINES Timing

Generation Date: SAT 15 NOV 2014

Time: 14:51

Document: 77A 1.0





AUDI FIS SKI WORLD CUP LEVI



— 14.-16.11.2014 —



AUDI FIS SKI WORLD CUP 2014/15



Levi (FIN)

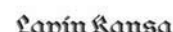


1st LADIES' SLALOM 2nd RUN PERFORMANCE ANALYSIS 2

SAT 15 NOV 2014

Number of Competitors: 65

Bib	Name Ski	NSA	Positions			Partials			Difference	
			Pos.	Time	Rank	Pos.	Time	Rank	Time	
1	HANSDOTTER Frida Rossignol	SWE	Run1:	Int1:	9.54	(33)	I1-I2:	10.76	(2)	0.59
				Int2:	20.30	(9)	I2-I3:	23.98	(1)	0.18
				Int3:	44.28	(1)	I3-Fin:	14.23	(3)	0.00
				Fin:	58.51	(2)				0.39
			Run2:	Int1:	9.35	(21)	I1-I2:	11.21	(13)	0.28
				Int2:	20.56	(14)	I2-I3:	23.59	(2)	0.52
				Int3:	44.15	(4)	I3-Fin:	12.83	(6)	0.36
				Fin:	56.98	(4)				0.28
			Total:	Int1:	1:07.86	(2)				0.29
				Int2:	1:19.07	(2)				0.35
				Int3:	1:42.66	(2)				0.25
				Fin:	1:55.49	(2)				0.34
			2	PIETILAE-HOLMNER Maria Rossignol	SWE	Run1:	Int1:	9.09	(2)	I1-I2:
Int2:	20.23	(5)					I2-I3:	24.29	(4)	0.11
Int3:	44.52	(3)					I3-Fin:	14.29	(4)	0.24
Fin:	58.81	(3)								0.69
Run2:	Int1:	9.28				(12)	I1-I2:	11.28	(17)	0.21
	Int2:	20.56				(14)	I2-I3:	23.67	(4)	0.52
	Int3:	44.23				(6)	I3-Fin:	12.70	(1)	0.44
	Fin:	56.93				(3)				0.23
Total:	Int1:	1:08.09				(4)				0.52
	Int2:	1:19.37				(4)				0.65
	Int3:	1:43.04				(4)				0.63
	Fin:	1:55.74				(4)				0.59
3	SCHILD Bernadette Rossignol	AUT				Run1:	Int1:	9.72	(52)	I1-I2:
			Int2:	20.68	(40)		I2-I3:	24.29	(4)	0.56
			Int3:	44.97	(11)		I3-Fin:	14.39	(9)	0.69
			Fin:	59.36	(7)					1.24
			Run2:	Int1:	9.60	(30)	I1-I2:	11.39	(24)	0.53
				Int2:	20.99	(30)	I2-I3:	23.88	(13)	0.95
				Int3:	44.87	(23)	I3-Fin:			1.08
				Fin:	DNF					
			Total:	Int1:						
				Int2:						
				Int3:						
				Fin:	DNF					



Number of Competitors: 65

Bib	Name Ski	NSA	Positions			Partials			Difference		
			Pos.	Time	Rank	Pos.	Time	Rank	Time		
4	SHIFFRIN Mikaela Atomic	USA	Run1:	Int1:	9.13	(3)	I1-I2:	11.10	(33)	0.18	
				Int2:	20.23	(5)		I2-I3:	25.09	(32)	0.11
				Int3:	45.32	(22)		I3-Fin:	14.51	(13)	1.04
				Fin:	59.83	(14)					1.71
			Run2:	Int1:	9.13	(4)	I1-I2:	11.31	(19)	0.06	
				Int2:	20.44	(7)		I2-I3:	24.06	(17)	0.40
				Int3:	44.50	(14)		I3-Fin:	12.89	(10)	0.71
				Fin:	57.39	(9)					0.69
			Total:	Int1:	1:08.96	(11)				1.39	
				Int2:	1:20.27	(12)				1.55	
				Int3:	1:44.33	(13)				1.92	
				Fin:	1:57.22	(11)				2.07	
			5	GAGNON Marie-Michele Rossignol	CAN	Run1:	Int1:	8.95	(1)	I1-I2:	11.40
Int2:	20.35	(11)					I2-I3:	24.45	(8)		0.23
Int3:	44.80	(7)					I3-Fin:	14.07	(2)		0.52
Fin:	58.87	(4)									0.75
Run2:	Int1:	9.19				(7)	I1-I2:	11.14	(6)	0.12	
	Int2:	20.33				(3)		I2-I3:	24.43	(24)	0.29
	Int3:	44.76				(17)		I3-Fin:	12.88	(8)	0.97
	Fin:	57.64				(16)					0.94
Total:	Int1:	1:08.06				(3)				0.49	
	Int2:	1:19.20				(3)				0.48	
	Int3:	1:43.63				(7)				1.22	
	Fin:	1:56.51				(6)				1.36	
6	ZETTEL Kathrin Atomic	AUT				Run1:	Int1:	9.57	(38)	I1-I2:	10.95
			Int2:	20.52	(28)		I2-I3:	24.03	(2)		0.40
			Int3:	44.55	(4)		I3-Fin:	14.42	(10)		0.27
			Fin:	58.97	(5)						0.85
			Run2:	Int1:	9.32	(20)	I1-I2:	11.14	(6)	0.25	
				Int2:	20.46	(8)		I2-I3:	23.33	(1)	0.42
				Int3:	43.79	(1)		I3-Fin:	12.91	(12)	0.00
				Fin:	56.70	(1)					0.00
			Total:	Int1:	1:08.29	(5)				0.72	
				Int2:	1:19.43	(5)				0.71	
				Int3:	1:42.76	(3)				0.35	
				Fin:	1:55.67	(3)				0.52	
			7	VELEZ ZUZULOVA Veronika Salomon	SVK	Run1:	Int1:	9.39	(12)	I1-I2:	10.76
Int2:	20.15	(2)					I2-I3:	24.69	(15)		0.03
Int3:	44.84	(9)					I3-Fin:	15.08	(47)		0.56
Fin:	59.92	(17)									1.80
Run2:	Int1:	9.16				(5)	I1-I2:	10.88	(1)	0.09	
	Int2:	20.04				(1)		I2-I3:	24.72	(28)	0.00
	Int3:	44.76				(17)		I3-Fin:	12.83	(6)	0.97
	Fin:	57.59				(14)					0.89
Total:	Int1:	1:09.08				(15)				1.51	
	Int2:	1:19.96				(9)				1.24	
	Int3:	1:44.68				(20)				2.27	
	Fin:	1:57.51				(14)				2.36	



Number of Competitors: 65

Bib	Name Ski	NSA	Positions			Partials			Difference		
			Pos.	Time	Rank	Pos.	Time	Rank	Time		
8	LOESETH Nina Voelkl	NOR	Run1:	Int1:	9.51	(24)	I1-I2:	10.87	(13)	0.56	
				Int2:	20.38	(17)		I2-I3:	24.67	(14)	0.26
				Int3:	45.05	(13)		I3-Fin:	14.36	(6)	0.77
				Fin:	59.41	(8)					1.29
			Run2:	Int1:	9.29	(14)	I1-I2:	11.08	(3)	0.22	
				Int2:	20.37	(4)		I2-I3:	23.72	(6)	0.33
				Int3:	44.09	(2)		I3-Fin:	12.82	(5)	0.30
				Fin:	56.91	(2)					0.21
			Total:	Int1:	1:08.70	(9)				1.13	
				Int2:	1:19.78	(7)				1.06	
				Int3:	1:43.50	(6)				1.09	
				Fin:	1:56.32	(5)				1.17	
			9	STRACHOVA Sarka Fischer	CZE	Run1:	Int1:	9.52	(27)	I1-I2:	10.85
Int2:	20.37	(15)					I2-I3:	24.39	(6)		0.25
Int3:	44.76	(5)					I3-Fin:	14.46	(11)		0.48
Fin:	59.22	(6)									1.10
Run2:	Int1:	9.37				(25)	I1-I2:	11.12	(5)	0.30	
	Int2:	20.49				(10)		I2-I3:	23.76	(9)	0.45
	Int3:	44.25				(9)		I3-Fin:	13.20	(23)	0.46
	Fin:	57.45				(11)					0.75
Total:	Int1:	1:08.59				(7)				1.02	
	Int2:	1:19.71				(6)				0.99	
	Int3:	1:43.47				(5)				1.06	
	Fin:	1:56.67				(7)				1.52	
10	WIKSTROEM Emelie Voelkl	SWE				Run1:	Int1:	9.34	(8)	I1-I2:	11.06
			Int2:	20.40	(18)		I2-I3:	25.66	(52)		0.28
			Int3:	46.06	(42)		I3-Fin:	14.50	(12)		1.78
			Fin:	1:00.56	(34)						2.44
			Run2:	Int1:			I1-I2:				
				Int2:				I2-I3:			
				Int3:				I3-Fin:			
				Fin:	DNQ						
			Total:	Int1:							
				Int2:							
				Int3:							
				Fin:	DNQ						
			11	KIRCHGASSER Michaela Atomic	AUT	Run1:	Int1:	9.53	(30)	I1-I2:	10.83
Int2:	20.36	(14)					I2-I3:	24.53	(10)		0.24
Int3:	44.89	(10)					I3-Fin:	15.59	(56)		0.61
Fin:	1:00.48	(29)									2.36
Run2:	Int1:	9.28				(12)	I1-I2:	11.15	(9)	0.21	
	Int2:	20.43				(6)		I2-I3:	23.72	(6)	0.39
	Int3:	44.15				(4)		I3-Fin:	12.96	(15)	0.36
	Fin:	57.11				(7)					0.41
Total:	Int1:	1:09.76				(30)				2.19	
	Int2:	1:20.91				(29)				2.19	
	Int3:	1:44.63				(18)				2.22	
	Fin:	1:57.59				(16)				2.44	

Number of Competitors: 65

Bib	Name Ski	NSA	Positions			Partials			Difference		
			Pos.	Time	Rank	Pos.	Time	Rank	Time		
12	HOSP Nicole Fischer	AUT	Run1:	Int1:	9.50	(21)	I1-I2:	10.85	(9)	0.55	
				Int2:	20.35	(11)		I2-I3:	24.47	(9)	0.23
				Int3:	44.82	(8)		I3-Fin:	14.63	(21)	0.54
				Fin:	59.45	(9)					1.33
			Run2:	Int1:	9.23	(9)	I1-I2:	11.26	(14)	0.16	
				Int2:	20.49	(10)		I2-I3:	23.98	(15)	0.45
				Int3:	44.47	(13)		I3-Fin:	13.05	(18)	0.68
				Fin:	57.52	(12)					0.82
			Total:	Int1:	1:08.68	(8)				1.11	
				Int2:	1:19.94	(8)				1.22	
				Int3:	1:43.92	(9)				1.51	
				Fin:	1:56.97	(9)				1.82	
			13	MAZE Tina Stoekli	SLO	Run1:	Int1:	9.51	(24)	I1-I2:	10.74
Int2:	20.25	(7)					I2-I3:	24.03	(2)		0.13
Int3:	44.28	(1)					I3-Fin:	13.84	(1)		0.00
Fin:	58.12	(1)									0.00
Run2:	Int1:	9.45				(29)	I1-I2:	11.15	(9)	0.38	
	Int2:	20.60				(18)		I2-I3:	23.69	(5)	0.56
	Int3:	44.29				(11)		I3-Fin:	12.74	(2)	0.50
	Fin:	57.03				(5)					0.33
Total:	Int1:	1:07.57				(1)				0.00	
	Int2:	1:18.72				(1)				0.00	
	Int3:	1:42.41				(1)				0.00	
	Fin:	1:55.15				(1)				0.00	
14	HOLDENER Wendy Head	SUI				Run1:	Int1:	9.28	(5)	I1-I2:	11.23
			Int2:	20.51	(27)		I2-I3:	25.07	(30)		0.39
			Int3:	45.58	(26)		I3-Fin:	14.36	(6)		1.30
			Fin:	59.94	(19)						1.82
			Run2:	Int1:	9.21	(8)	I1-I2:	11.34	(21)	0.14	
				Int2:	20.55	(13)		I2-I3:	23.97	(14)	0.51
				Int3:	44.52	(15)		I3-Fin:	13.01	(17)	0.73
				Fin:	57.53	(13)					0.83
			Total:	Int1:	1:09.15	(17)				1.58	
				Int2:	1:20.49	(17)				1.77	
				Int3:	1:44.46	(14)				2.05	
				Fin:	1:57.47	(13)				2.32	
			15	SWENN-LARSSON Anna Head	SWE	Run1:	Int1:	9.25	(4)	I1-I2:	10.87
Int2:	20.12	(1)					I2-I3:	24.94	(26)		0.00
Int3:	45.06	(14)					I3-Fin:	14.81	(31)		0.78
Fin:	59.87	(15)									1.75
Run2:	Int1:	9.44				(28)	I1-I2:	11.14	(6)	0.37	
	Int2:	20.58				(17)		I2-I3:	23.76	(9)	0.54
	Int3:	44.34				(12)		I3-Fin:			0.55
	Fin:	DNF									
Total:	Int1:										
	Int2:										
	Int3:										
	Fin:	DNF									

Number of Competitors: 65

Bib	Name Ski	NSA	Positions			Partials			Difference		
			Pos.	Time	Rank	Pos.	Time	Rank	Time		
16	WIRTH Barbara Voelkl	GER	Run1:	Int1:	9.54	(33)	I1-I2:	11.10	(33)	0.59	
				Int2:	20.64	(37)		I2-I3:	24.72	(16)	0.52
				Int3:	45.36	(23)		I3-Fin:	14.85	(34)	1.08
				Fin:	1:00.21	(26)					2.09
			Run2:	Int1:	9.25	(10)	I1-I2:	11.31	(19)	0.18	
				Int2:	20.56	(14)		I2-I3:	24.24	(22)	0.52
				Int3:	44.80	(21)		I3-Fin:	13.32	(25)	1.01
				Fin:	58.12	(23)					1.42
			Total:	Int1:	1:09.46	(25)				1.89	
				Int2:	1:20.77	(24)				2.05	
				Int3:	1:45.01	(24)				2.60	
				Fin:	1:58.33	(24)				3.18	
			17	FEIERABEND Denise Head	SUI	Run1:	Int1:	9.42	(13)	I1-I2:	10.95
Int2:	20.37	(15)					I2-I3:	24.72	(16)		0.25
Int3:	45.09	(16)					I3-Fin:	14.36	(6)		0.81
Fin:	59.45	(9)									1.33
Run2:	Int1:	9.12				(2)	I1-I2:	11.53	(28)	0.05	
	Int2:	20.65				(21)		I2-I3:	24.70	(27)	0.61
	Int3:	45.35				(28)		I3-Fin:	13.22	(24)	1.56
	Fin:	58.57				(26)					1.87
Total:	Int1:	1:08.57				(6)				1.00	
	Int2:	1:20.10				(10)				1.38	
	Int3:	1:44.80				(22)				2.39	
	Fin:	1:58.02				(21)				2.87	
18	COSTAZZA Chiara Rossignol	ITA				Run1:	Int1:	9.48	(19)	I1-I2:	11.01
			Int2:	20.49	(25)		I2-I3:	24.82	(20)		0.37
			Int3:	45.31	(21)		I3-Fin:	14.69	(26)		1.03
			Fin:	1:00.00	(21)						1.88
			Run2:	Int1:	9.42	(26)	I1-I2:	11.36	(23)	0.35	
				Int2:	20.78	(28)		I2-I3:	24.42	(23)	0.74
				Int3:	45.20	(26)		I3-Fin:	12.78	(3)	1.41
				Fin:	57.98	(22)					1.28
			Total:	Int1:	1:09.42	(24)				1.85	
				Int2:	1:20.78	(26)				2.06	
				Int3:	1:45.20	(27)				2.79	
				Fin:	1:57.98	(20)				2.83	
			19	GEIGER Christina Rossignol	GER	Run1:	Int1:	9.38	(11)	I1-I2:	11.19
Int2:	20.57	(33)					I2-I3:	24.66	(13)		0.45
Int3:	45.23	(19)					I3-Fin:	14.56	(16)		0.95
Fin:	59.79	(13)									1.67
Run2:	Int1:	9.30				(17)	I1-I2:	11.57	(29)	0.23	
	Int2:	20.87				(29)		I2-I3:	24.98	(29)	0.83
	Int3:	45.85				(29)		I3-Fin:	12.88	(8)	2.06
	Fin:	58.73				(27)					2.03
Total:	Int1:	1:09.09				(16)				1.52	
	Int2:	1:20.66				(23)				1.94	
	Int3:	1:45.64				(29)				3.23	
	Fin:	1:58.52				(27)				3.37	



Number of Competitors: 65

Bib	Name Ski	NSA	Positions			Partials			Difference					
			Pos.	Time	Rank	Pos.	Time	Rank	Time					
20	THALMANN Carmen Head	AUT	Run1:	Int1:	9.42	(13)	I1-I2:	11.10	(33)	0.47				
				Int2:	20.52	(28)					I2-I3:	24.58	(11)	0.40
				Int3:	45.10	(17)					I3-Fin:	14.85	(34)	0.82
				Fin:	59.95	(20)								1.83
			Run2:	Int1:	9.07	(1)	I1-I2:	11.61	(30)	0.00				
				Int2:	20.68	(23)					I2-I3:	23.84	(12)	0.64
				Int3:	44.52	(15)					I3-Fin:	13.13	(20)	0.73
				Fin:	57.65	(17)								0.95
			Total:	Int1:	1:09.02	(13)				1.45				
				Int2:	1:20.63	(21)				1.91				
				Int3:	1:44.47	(15)				2.06				
				Fin:	1:57.60	(17)				2.45				
			21	EKLUND Nathalie Head	SWE	Run1:	Int1:	9.45	(17)	I1-I2:	11.01	(25)	0.50	
Int2:	20.46	(21)					I2-I3:	25.54	(48)					0.34
Int3:	46.00	(38)					I3-Fin:	14.90	(39)					1.72
Fin:	1:00.90	(42)												2.78
Run2:	Int1:						I1-I2:							
	Int2:							I2-I3:						
	Int3:							I3-Fin:						
	Fin:	DNQ												
Total:	Int1:													
	Int2:													
	Int3:													
	Fin:	DNQ												
22	DAUM Alexandra Rossignol	AUT				Run1:	Int1:	9.59	(42)	I1-I2:	10.76	(2)	0.64	
			Int2:	20.35	(11)		I2-I3:	24.41	(7)					0.23
			Int3:	44.76	(5)		I3-Fin:	14.99	(43)					0.48
			Fin:	59.75	(12)									1.63
			Run2:	Int1:	9.31	(18)	I1-I2:	11.34	(21)	0.24				
				Int2:	20.65	(21)					I2-I3:	23.61	(3)	0.61
				Int3:	44.26	(10)					I3-Fin:	13.15	(22)	0.47
				Fin:	57.41	(10)								0.71
			Total:	Int1:	1:09.06	(14)				1.49				
				Int2:	1:20.40	(14)				1.68				
				Int3:	1:44.01	(10)				1.60				
				Fin:	1:57.16	(10)				2.01				
			23	AGER Christina Atomic	AUT	Run1:	Int1:	9.35	(9)	I1-I2:	11.12	(36)	0.40	
Int2:	20.47	(22)					I2-I3:	25.02	(29)					0.35
Int3:	45.49	(25)					I3-Fin:	15.01	(44)					1.21
Fin:	1:00.50	(30)												2.38
Run2:	Int1:	9.12				(2)	I1-I2:	10.98	(2)	0.05				
	Int2:	20.10				(2)					I2-I3:	24.00	(16)	0.06
	Int3:	44.10				(3)					I3-Fin:	13.50	(27)	0.31
	Fin:	57.60				(15)								0.90
Total:	Int1:	1:09.62				(28)				2.05				
	Int2:	1:20.60				(19)				1.88				
	Int3:	1:44.60				(17)				2.19				
	Fin:	1:58.10				(22)				2.95				



Number of Competitors: 65

Bib	Name Ski	NSA	Positions			Partials			Difference					
			Pos.	Time	Rank	Pos.	Time	Rank	Time					
24	PHELAN Brittany Fischer	CAN	Run1:	Int1:	9.60	(43)	I1-I2:	10.87	(13)	0.65				
				Int2:	20.47	(22)		I2-I3:	25.53	(45)	0.35			
				Int3:	46.00	(38)	I3-Fin:	14.93	(41)	1.72				
				Fin:	1:00.93	(43)				2.81				
			Run2:	Int1:		I1-I2:			I2-I3:		I3-Fin:			
				Int2:										
				Int3:										
				Fin:	DNQ									
			Total:	Int1:		I1-I2:			I2-I3:		I3-Fin:			
				Int2:										
Int3:														
Fin:	DNQ													
25	MOUGEL Laurie Fischer	FRA	Run1:	Int1:	9.44	(15)	I1-I2:	10.85	(9)	0.49				
				Int2:	20.29	(8)		I2-I3:	24.93	(25)	0.17			
				Int3:	45.22	(18)	I3-Fin:	14.82	(33)	0.94				
				Fin:	1:00.04	(23)				1.92				
			Run2:	Int1:	9.29	(14)	I1-I2:	11.11	(4)	I2-I3:	24.67	(26)	0.22	
				Int2:	20.40	(5)							0.36	
				Int3:	45.07	(25)							1.28	
				Fin:	58.39	(24)							1.69	
			Total:	Int1:	1:09.33	(20)	I1-I2:			I2-I3:		I3-Fin:	13.32	1.76
				Int2:	1:20.44	(15)								1.72
Int3:	1:45.11	(26)		2.70										
Fin:	1:58.43	(26)		3.28										
26	CURTONI Irene Rossignol	ITA	Run1:	Int1:	9.51	(24)	I1-I2:	11.39	(53)	0.56				
				Int2:	20.90	(51)		I2-I3:	24.95	(27)	0.78			
				Int3:	45.85	(35)	I3-Fin:	14.69	(26)	1.57				
				Fin:	1:00.54	(32)				2.42				
			Run2:	Int1:		I1-I2:			I2-I3:		I3-Fin:			
				Int2:										
				Int3:										
				Fin:	DNQ									
			Total:	Int1:		I1-I2:			I2-I3:		I3-Fin:			
				Int2:										
Int3:														
Fin:	DNQ													
27	SAEFVENBERG Charlotta Rossignol	SWE	Run1:	Int1:	9.44	(15)	I1-I2:	11.39	(53)	0.49				
				Int2:	20.83	(46)		I2-I3:	25.52	(44)	0.71			
				Int3:	46.35	(47)	I3-Fin:	14.89	(38)	2.07				
				Fin:	1:01.24	(44)				3.12				
			Run2:	Int1:		I1-I2:			I2-I3:		I3-Fin:			
				Int2:										
				Int3:										
				Fin:	DNQ									
			Total:	Int1:		I1-I2:			I2-I3:		I3-Fin:			
				Int2:										
Int3:														
Fin:	DNQ													



Number of Competitors: 65

Bib	Name Ski	NSA	Positions			Partials			Difference		
			Pos.	Time	Rank	Pos.	Time	Rank	Time		
28	STIEGLER Resi Rossignol	USA	Run1:	Int1:	9.50	(21)	I1-I2:	11.05	(27)	0.55	
				Int2:	20.55	(31)		I2-I3:	24.89	(24)	0.43
				Int3:	45.44	(24)		I3-Fin:	14.56	(16)	1.16
				Fin:	1:00.00	(21)					1.88
			Run2:	Int1:	9.36	(24)	I1-I2:	11.27	(15)	0.29	
				Int2:	20.63	(19)		I2-I3:	24.14	(19)	0.59
				Int3:	44.77	(20)		I3-Fin:	12.97	(16)	0.98
				Fin:	57.74	(19)					1.04
			Total:	Int1:	1:09.36	(23)				1.79	
				Int2:	1:20.63	(21)				1.91	
				Int3:	1:44.77	(21)				2.36	
				Fin:	1:57.74	(18)				2.59	
29	MIELZYNSKI Erin Rossignol	CAN	Run1:	Int1:	9.52	(27)	I1-I2:	10.91	(18)	0.57	
				Int2:	20.43	(20)		I2-I3:			0.31
				Int3:				I3-Fin:			
				Fin:	DNF						
			Run2:	Int1:			I1-I2:				
				Int2:				I2-I3:			
				Int3:				I3-Fin:			
				Fin:	DNF						
			Total:	Int1:							
				Int2:							
				Int3:							
				Fin:	DNF						
30	GISIN Michelle Rossignol	SUI	Run1:	Int1:	9.36	(10)	I1-I2:	10.85	(9)	0.41	
				Int2:	20.21	(4)		I2-I3:	24.83	(21)	0.09
				Int3:	45.04	(12)		I3-Fin:	14.60	(20)	0.76
				Fin:	59.64	(11)					1.52
			Run2:	Int1:	9.29	(14)	I1-I2:	11.17	(12)	0.22	
				Int2:	20.46	(8)		I2-I3:	23.78	(11)	0.42
				Int3:	44.24	(8)		I3-Fin:	12.80	(4)	0.45
				Fin:	57.04	(6)					0.34
			Total:	Int1:	1:08.93	(10)				1.36	
				Int2:	1:20.10	(10)				1.38	
				Int3:	1:43.88	(8)				1.47	
				Fin:	1:56.68	(8)				1.53	
31	WORLEY Tessa Rossignol	FRA	Run1:	Int1:	9.60	(43)	I1-I2:	11.29	(50)	0.65	
				Int2:	20.89	(50)		I2-I3:	25.55	(49)	0.77
				Int3:	46.44	(50)		I3-Fin:	15.05	(45)	2.16
				Fin:	1:01.49	(48)					3.37
			Run2:	Int1:			I1-I2:				
				Int2:				I2-I3:			
				Int3:				I3-Fin:			
				Fin:	DNQ						
			Total:	Int1:							
				Int2:							
				Int3:							
				Fin:	DNQ						



Number of Competitors: 65

Bib	Name Ski	NSA	Positions			Partials			Difference		
			Pos.	Time	Rank	Pos.	Time	Rank	Time		
32	MARMOTTAN Anemone Rossignol	FRA	Run1:	Int1:	9.56	(37)	I1-I2:	11.07	(32)	0.61	
				Int2:	20.63	(36)		I2-I3:	25.32	(37)	0.51
				Int3:	45.95	(37)		I3-Fin:			1.67
				Fin:	DNF						
				Run2:	Int1:			I1-I2:			
					Int2:				I2-I3:		
			Int3:				I3-Fin:				
			Total:	Int1:							
				Int2:							
				Int3:							
						Fin:	DNF				
			33	BARIOZ Taina Head	FRA	Run1:	Int1:	9.75	(53)	I1-I2:	10.87
Int2:	20.62	(35)					I2-I3:	25.42	(40)		0.50
Int3:	46.04	(41)					I3-Fin:	14.57	(18)		1.76
Fin:	1:00.61	(38)								2.49	
Run2:	Int1:							I1-I2:			
	Int2:								I2-I3:		
	Int3:						I3-Fin:				
Total:	Int1:										
	Int2:										
	Int3:										
						Fin:	DNQ				
34	WALLNER Marina Fischer	GER				Run1:	Int1:	9.53	(30)	I1-I2:	11.05
			Int2:	20.58	(34)		I2-I3:				0.46
			Int3:				I3-Fin:				
			Fin:	DNF							
			Run2:	Int1:				I1-I2:			
				Int2:					I2-I3:		
				Int3:			I3-Fin:				
			Total:	Int1:							
				Int2:							
				Int3:							
						Fin:	DNF				
			35	MOLTZAN Paula Rossignol	USA	Run1:	Int1:	9.68	(50)	I1-I2:	10.96
Int2:	20.64	(37)					I2-I3:	25.14	(33)		0.52
Int3:	45.78	(32)					I3-Fin:	14.81	(31)		1.50
Fin:	1:00.59	(37)								2.47	
Run2:	Int1:							I1-I2:			
	Int2:								I2-I3:		
	Int3:						I3-Fin:				
Total:	Int1:										
	Int2:										
	Int3:										
						Fin:	DNQ				



Number of Competitors: 65

Bib	Name Ski	NSA	Positions			Partials			Difference											
			Pos.	Time	Rank	Pos.	Time	Rank	Time											
36	BREM Eva-Maria Voelkl	AUT	Run1:	Int1:	9.83	(59)	I1-I2:	11.32	(51)	0.88										
				Int2:	21.15	(56)					I2-I3:	25.07	(30)	1.03						
				Int3:	46.22	(45)					I3-Fin:	15.22	(49)	1.94						
				Fin:	1:01.44	(47)								3.32						
				Run2:	Int1:						I1-I2:		I2-I3:		I3-Fin:					
					Int2:															
			Int3:																	
			Fin:		DNQ															
			Total:		Int1:															
					Int2:															
						Int3:														
						Fin:	DNQ													
37	PARDELLER Sarah Elan	ITA	Run1:	Int1:	9.67	(49)	I1-I2:	10.82	(6)	0.72										
				Int2:	20.49	(25)					I2-I3:	24.59	(12)	0.37						
				Int3:	45.08	(15)					I3-Fin:	14.80	(30)	0.80						
				Fin:	59.88	(16)								1.76						
				Run2:	Int1:	9.31					(18)	I1-I2:	11.39	(24)	I2-I3:	24.06	(17)	0.24		
					Int2:	20.70					(25)								I3-Fin:	12.92
			Int3:		44.76	(17)	0.98													
			Fin:		57.68	(18)														
			Total:		Int1:	1:09.19		(18)	1.62											
					Int2:	1:20.58		(18)		1.86										
					Int3:	1:44.64		(19)	2.23											
					Fin:	1:57.56		(15)	2.41											
38	BAUD Adeline Rossignol	FRA	Run1:	Int1:	9.50	(21)	I1-I2:	11.06	(29)	0.55										
				Int2:	20.56	(32)					I2-I3:	24.73	(18)	0.44						
				Int3:	45.29	(20)					I3-Fin:	14.63	(21)	1.01						
				Fin:	59.92	(17)								1.80						
				Run2:	Int1:	9.43					(27)	I1-I2:	11.27	(15)	I2-I3:	24.62	(25)	0.36		
					Int2:	20.70					(25)								I3-Fin:	13.12
			Int3:		45.32	(27)	1.53													
			Fin:		58.44	(25)														
			Total:		Int1:	1:09.35		(22)	1.78											
					Int2:	1:20.62		(20)		1.90										
					Int3:	1:45.24		(28)	2.83											
					Fin:	1:58.36		(25)	3.21											
39	WIESLER Maren Fischer	GER	Run1:	Int1:	9.57	(38)	I1-I2:	11.25	(48)	0.62										
				Int2:	20.82	(45)					I2-I3:	24.87	(23)	0.70						
				Int3:	45.69	(29)					I3-Fin:	14.88	(37)	1.41						
				Fin:	1:00.57	(35)								2.45						
				Run2:	Int1:						I1-I2:		I2-I3:		I3-Fin:					
					Int2:															
			Int3:																	
			Fin:		DNQ															
			Total:		Int1:															
					Int2:															
					Int3:															
					Fin:	DNQ														



Number of Competitors: 65

Bib	Name Ski	NSA	Positions			Partials			Difference								
			Pos.	Time	Rank	Pos.	Time	Rank	Time								
40	BARTHET Anne-Sophie Head	FRA	Run1:	Int1:	9.55	(36)	I1-I2:	10.77	(5)	0.60							
				Int2:	20.32	(10)					I2-I3:	25.39	(39)	0.20			
				Int3:	45.71	(31)					I3-Fin:	14.87	(36)	1.43			
				Fin:	1:00.58	(36)					2.46						
				Run2:	Int1:		I1-I2:		I2-I3:			I3-Fin:					
					Int2:												
			Int3:														
			Total:	Int1:													
				Int2:													
				Int3:													
						Fin:	DNQ										
			41	VOGEL Nadja Stoekli	SUI	Run1:	Int1:	9.48	(19)	I1-I2:	10.94	(19)	0.53				
Int2:	20.42	(19)					I2-I3:	25.21	(35)					0.30			
Int3:	45.63	(27)					I3-Fin:	14.54	(15)					1.35			
Fin:	1:00.17	(24)								2.05							
Run2:	Int1:	9.35					(21)	I1-I2:	11.29	(18)	I2-I3:	24.19		(20)	1.04		
	Int2:	20.64					(20)									I3-Fin:	13.13
	Int3:	44.83				(22)											
Fin:	57.96	(21)															
Total:	Int1:	1:09.52				(26)											
	Int2:	1:20.81				(27)											
	Int3:	1:45.00				(23)											
						Fin:	1:58.13	(23)					2.98				
42	BLOMQVIST Lisa Voelki	SWE	Run1:	Int1:	9.33	(7)	I1-I2:	10.84	(8)	0.38							
				Int2:	20.17	(3)					I2-I3:	25.66	(52)	0.05			
				Int3:	45.83	(34)					I3-Fin:	14.68	(25)	1.55			
				Fin:	1:00.51	(31)					2.39						
				Run2:	Int1:		I1-I2:		I2-I3:			I3-Fin:					
					Int2:												
			Int3:														
			Total:	Int1:													
				Int2:													
				Int3:													
						Fin:	DNQ										
			43	SOPPELA Merle Stoekli	FIN	Run1:	Int1:	9.57	(38)	I1-I2:	10.90	(17)	0.62				
Int2:	20.47	(22)					I2-I3:							0.35			
Int3:							I3-Fin:										
Fin:	DNF																
Run2:	Int1:						I1-I2:		I2-I3:		I3-Fin:						
	Int2:																
	Int3:																
Total:	Int1:																
	Int2:																
	Int3:																
						Fin:	DNF										



Number of Competitors: 65

Bib	Name Ski	NSA	Positions			Partials			Difference		
			Pos.	Time	Rank	Pos.	Time	Rank	Time		
44	RIESCH Susanne Blizzard	GER	Run1:	Int1:	9.76	(54)	I1-I2:	11.20	(43)	0.81	
				Int2:	20.96	(53)		I2-I3:	25.59	(50)	0.84
				Int3:	46.55	(51)		I3-Fin:	14.71	(28)	2.27
				Fin:	1:01.26	(45)					3.14
			Run2:	Int1:		I1-I2:		I2-I3:		I3-Fin:	
				Int2:							
				Int3:							
				Fin:	DNQ						
			Total:	Int1:		I1-I2:		I2-I3:		I3-Fin:	
				Int2:							
				Int3:							
				Fin:	DNQ						
45	BRIGNONE Federica Rossignol	ITA	Run1:	Int1:	9.58	(41)	I1-I2:	11.23	(44)	0.63	
				Int2:	20.81	(44)		I2-I3:	25.33	(38)	0.69
				Int3:	46.14	(43)		I3-Fin:	14.64	(23)	1.86
				Fin:	1:00.78	(39)					2.66
			Run2:	Int1:		I1-I2:		I2-I3:		I3-Fin:	
				Int2:							
				Int3:							
				Fin:	DNQ						
			Total:	Int1:		I1-I2:		I2-I3:		I3-Fin:	
				Int2:							
				Int3:							
				Fin:	DNQ						
46	DUKE Hailey Atomic	USA	Run1:	Int1:	9.94	(64)	I1-I2:	11.48	(58)	0.99	
				Int2:	21.42	(60)		I2-I3:	26.62	(59)	1.30
				Int3:	48.04	(59)		I3-Fin:	15.68	(57)	3.76
				Fin:	1:03.72	(57)					5.60
			Run2:	Int1:		I1-I2:		I2-I3:		I3-Fin:	
				Int2:							
				Int3:							
				Fin:	DNQ						
			Total:	Int1:		I1-I2:		I2-I3:		I3-Fin:	
				Int2:							
				Int3:							
				Fin:	DNQ						
47	DUERR Lena Voelkl	GER	Run1:	Int1:	9.68	(50)	I1-I2:	10.98	(24)	0.73	
				Int2:	20.66	(39)		I2-I3:	25.49	(42)	0.54
				Int3:	46.15	(44)		I3-Fin:	14.73	(29)	1.87
				Fin:	1:00.88	(41)					2.76
			Run2:	Int1:		I1-I2:		I2-I3:		I3-Fin:	
				Int2:							
				Int3:							
				Fin:	DNQ						
			Total:	Int1:		I1-I2:		I2-I3:		I3-Fin:	
				Int2:							
				Int3:							
				Fin:	DNQ						



Number of Competitors: 65

Bib	Name Ski	NSA	Positions			Partials			Difference	
			Pos.	Time	Rank	Pos.	Time	Rank	Time	
48	WEINBUCHNER Susanne Head	GER	Run1:	Int1:	9.61	(45)	I1-I2:	11.15	(40)	0.66
				Int2:	20.76	(42)		I2-I3:	25.15	(34)
				Int3:	45.91	(36)	I3-Fin:	14.64	(23)	1.63
				Fin:	1:00.55	(33)				2.43
			Run2:	Int1:		I1-I2:				
				Int2:			I2-I3:			
				Int3:		I3-Fin:				
				Fin:	DNQ					
			Total:	Int1:						
				Int2:						
				Int3:						
				Fin:	DNQ					
49	IGNJATOVIC Nevena Stoekli	SRB	Run1:	Int1:	9.65	(48)	I1-I2:	11.79	(63)	0.70
				Int2:	21.44	(61)		I2-I3:	25.53	(45)
				Int3:	46.97	(55)	I3-Fin:	15.27	(50)	2.69
				Fin:	1:02.24	(53)				4.12
			Run2:	Int1:		I1-I2:				
				Int2:			I2-I3:			
				Int3:		I3-Fin:				
				Fin:	DNQ					
			Total:	Int1:						
				Int2:						
				Int3:						
				Fin:	DNQ					
50	DUBOVSKA Martina Voelkl	CZE	Run1:	Int1:	9.28	(5)	I1-I2:	11.41	(57)	0.33
				Int2:	20.69	(41)		I2-I3:	25.53	(45)
				Int3:	46.22	(45)	I3-Fin:	15.06	(46)	1.94
				Fin:	1:01.28	(46)				3.16
			Run2:	Int1:		I1-I2:				
				Int2:			I2-I3:			
				Int3:		I3-Fin:				
				Fin:	DNQ					
			Total:	Int1:						
				Int2:						
				Int3:						
				Fin:	DNQ					
51	SCHNEEBERGER Rosina Voelkl	AUT	Run1:	Int1:	9.47	(18)	I1-I2:	11.06	(29)	0.52
				Int2:	20.53	(30)		I2-I3:	25.49	(42)
				Int3:	46.02	(40)	I3-Fin:	14.33	(5)	1.74
				Fin:	1:00.35	(28)				2.23
			Run2:	Int1:	9.26	(11)	I1-I2:	11.44	(26)	0.19
				Int2:	20.70	(25)				I2-I3:
				Int3:			I3-Fin:			
				Fin:	DNF					
			Total:	Int1:						
				Int2:						
				Int3:						
				Fin:	DNF					



Number of Competitors: 65

Bib	Name Ski	NSA	Positions			Partials			Difference		
			Pos.	Time	Rank	Pos.	Time	Rank	Time		
52	MOELGG Manuela Rossignol	ITA	Run1:	Int1:	9.61	(45)	I1-I2:	11.23	(44)	0.66	
				Int2:	20.84	(47)		I2-I3:	24.85	(22)	0.72
				Int3:	45.69	(29)		I3-Fin:	14.58	(19)	1.41
				Fin:	1:00.27	(27)					2.15
			Run2:	Int1:	9.35	(21)	I1-I2:	11.15	(9)	0.28	
				Int2:	20.50	(12)		I2-I3:	23.73	(8)	0.46
				Int3:	44.23	(6)		I3-Fin:	12.95	(14)	0.44
				Fin:	57.18	(8)					0.48
			Total:	Int1:	1:09.62	(28)				2.05	
				Int2:	1:20.77	(24)				2.05	
				Int3:	1:44.50	(16)				2.09	
				Fin:	1:57.45	(12)				2.30	
53	SCHMOTZ Marlene Fischer	GER	Run1:	Int1:	9.62	(47)	I1-I2:	11.23	(44)	0.67	
				Int2:	20.85	(48)		I2-I3:	24.96	(28)	0.73
				Int3:	45.81	(33)		I3-Fin:	14.97	(42)	1.53
				Fin:	1:00.78	(39)					2.66
			Run2:	Int1:			I1-I2:				
				Int2:				I2-I3:			
				Int3:				I3-Fin:			
				Fin:	DNQ						
			Total:	Int1:							
				Int2:							
				Int3:							
				Fin:	DNQ						
54	ALOPINA Ksenia	RUS	Run1:	Int1:	9.94	(64)	I1-I2:	11.40	(55)	0.99	
				Int2:	21.34	(58)		I2-I3:	25.31	(36)	1.22
				Int3:	46.65	(52)		I3-Fin:	14.91	(40)	2.37
				Fin:	1:01.56	(49)					3.44
			Run2:	Int1:			I1-I2:				
				Int2:				I2-I3:			
				Int3:				I3-Fin:			
				Fin:	DNQ						
			Total:	Int1:							
				Int2:							
				Int3:							
				Fin:	DNQ						
55	PERSYN Karen Elan	BEL	Run1:	Int1:	9.53	(30)	I1-I2:	11.27	(49)	0.58	
				Int2:	20.80	(43)		I2-I3:	25.60	(51)	0.68
				Int3:	46.40	(48)		I3-Fin:	15.48	(55)	2.12
				Fin:	1:01.88	(51)					3.76
			Run2:	Int1:			I1-I2:				
				Int2:				I2-I3:			
				Int3:				I3-Fin:			
				Fin:	DNQ						
			Total:	Int1:							
				Int2:							
				Int3:							
				Fin:	DNQ						



Number of Competitors: 65

Bib	Name Ski	NSA	Positions			Partials			Difference							
			Pos.	Time	Rank	Pos.	Time	Rank	Time							
56	JELINKOVA Adriana	NED	Run1:	Int1:	9.93	(63)	I1-I2:	11.64	(62)	0.98						
				Int2:	21.57	(64)		I2-I3:	26.34	(57)	1.45					
				Int3:	47.91	(58)		I3-Fin:	15.30	(52)	3.63					
			Run2:	Fin:	1:03.21	(56)	I1-I2:			I2-I3:		I3-Fin:	5.09			
				Int1:				I1-I2:								
				Int2:				I2-I3:								
			Total:	Int3:			I1-I2:			I2-I3:		I3-Fin:				
				Fin:	DNQ			I1-I2:								
				Int1:				I2-I3:								
			Total:	Int2:			I1-I2:			I2-I3:		I3-Fin:				
				Int3:				I1-I2:								
				Fin:	DNQ			I2-I3:								
57	GUTIERREZ Mireia	AND	Run1:	Int1:	9.82	(58)	I1-I2:	11.12	(36)	0.87						
				Int2:	20.94	(52)		I2-I3:	25.48	(41)	0.82					
				Int3:	46.42	(49)		I3-Fin:	15.32	(53)	2.14					
			Run2:	Fin:	1:01.74	(50)	I1-I2:			I2-I3:		I3-Fin:	3.62			
				Int1:				I1-I2:								
				Int2:				I2-I3:								
			Total:	Int3:			I1-I2:			I2-I3:		I3-Fin:				
				Fin:	DNQ			I1-I2:								
				Int1:				I2-I3:								
			Total:	Int2:			I1-I2:			I2-I3:		I3-Fin:				
				Int3:				I1-I2:								
				Fin:	DNQ			I2-I3:								
58	FILSER Andrea Voelki	GER	Run1:	Int1:	9.85	(61)	I1-I2:	11.14	(38)	0.90						
				Int2:	20.99	(54)		I2-I3:	25.89	(55)	0.87					
				Int3:	46.88	(53)		I3-Fin:	15.10	(48)	2.60					
			Run2:	Fin:	1:01.98	(52)	I1-I2:			I2-I3:		I3-Fin:	3.86			
				Int1:				I1-I2:								
				Int2:				I2-I3:								
			Total:	Int3:			I1-I2:			I2-I3:		I3-Fin:				
				Fin:	DNQ			I1-I2:								
				Int1:				I2-I3:								
			Total:	Int2:			I1-I2:			I2-I3:		I3-Fin:				
				Int3:				I1-I2:								
				Fin:	DNQ			I2-I3:								
59	HECTOR Sara Head	SWE	Run1:	Int1:	9.52	(27)	I1-I2:	11.36	(52)	0.57						
				Int2:	20.88	(49)		I2-I3:	24.77	(19)	0.76					
				Int3:	45.65	(28)		I3-Fin:	14.53	(14)	1.37					
			Run2:	Fin:	1:00.18	(25)	I1-I2:			I2-I3:		I3-Fin:	2.06			
				Int1:	9.16	(5)		I1-I2:	11.52		(27)		0.09			
				Int2:	20.68	(23)		I2-I3:	24.19		(20)		0.64			
			Total:	Int3:	44.87	(23)	I1-I2:			I2-I3:		I3-Fin:	1.08			
				Fin:	57.77	(20)		I1-I2:	12.90		(11)		1.07			
				Int1:	1:09.34	(21)		I2-I3:					1.77			
			Total:	Int2:	1:20.86	(28)	I1-I2:			I2-I3:		I3-Fin:	2.14			
				Int3:	1:45.05	(25)		I1-I2:					I2-I3:		I3-Fin:	2.64
				Fin:	1:57.95	(19)			I1-I2:							I2-I3:



Number of Competitors: 65

Bib	Name Ski	NSA	Positions			Partials			Difference	
			Pos.	Time	Rank	Pos.	Time	Rank	Time	
60	SMUTNA Michaela Volkl	CZE	Run1:	Int1:	9.89	(62)	I1-I2:	11.17	(41)	0.94
				Int2:	21.06	(55)	I2-I3:	25.82	(54)	0.94
				Int3:	46.88	(53)	I3-Fin:	15.42	(54)	2.60
				Fin:	1:02.30	(54)				4.18
			Run2:	Int1:			I1-I2:			
				Int2:			I2-I3:			
				Int3:			I3-Fin:			
				Fin:	DNQ					
			Total:	Int1:						
				Int2:						
Int3:										
Fin:	DNQ									
61	MAJERCZYK Sabina	POL	Run1:	Int1:	9.83	(59)	I1-I2:	11.61	(61)	0.88
				Int2:	21.44	(61)	I2-I3:			1.32
				Int3:			I3-Fin:			
				Fin:	DNF					
			Run2:	Int1:			I1-I2:			
				Int2:			I2-I3:			
				Int3:			I3-Fin:			
				Fin:	DNF					
			Total:	Int1:						
				Int2:						
Int3:										
Fin:	DNF									
62	GASUNA Lelde	LAT	Run1:	Int1:	9.77	(56)	I1-I2:	11.60	(60)	0.82
				Int2:	21.37	(59)	I2-I3:	26.48	(58)	1.25
				Int3:	47.85	(57)	I3-Fin:	15.28	(51)	3.57
				Fin:	1:03.13	(55)				5.01
			Run2:	Int1:			I1-I2:			
				Int2:			I2-I3:			
				Int3:			I3-Fin:			
				Fin:	DNQ					
			Total:	Int1:						
				Int2:						
Int3:										
Fin:	DNQ									
63	MAKINEN Janina	FIN	Run1:	Int1:	9.79	(57)	I1-I2:			0.84
				Int2:			I2-I3:			
				Int3:			I3-Fin:			
				Fin:	DNF					
			Run2:	Int1:			I1-I2:			
				Int2:			I2-I3:			
				Int3:			I3-Fin:			
				Fin:	DNF					
			Total:	Int1:						
				Int2:						
Int3:										
Fin:	DNF									



Number of Competitors: 65

Bib	Name Ski	NSA	Positions			Partials			Difference		
			Pos.	Time	Rank	Pos.	Time	Rank	Time		
64	VIRKKULA Sohvi Atomic	FIN	Run1:	Int1:	9.54	(33)	I1-I2:	11.96	(64)	0.59	
				Int2:	21.50	(63)		I2-I3:	26.23	(56)	1.38
				Int3:	47.73	(56)		I3-Fin:			3.45
			Run2:	Fin:	DNF						
				Int1:			I1-I2:				
				Int2:				I2-I3:			
			Int3:			I3-Fin:					
			Total:	Fin:	DNF						
				Int1:							
				Int2:							
65	AHONEN Saana	FIN	Run1:	Int1:	9.76	(54)	I1-I2:	11.53	(59)	0.81	
				Int2:	21.29	(57)		I2-I3:			1.17
				Int3:				I3-Fin:			
			Run2:	Fin:	DNF						
				Int1:			I1-I2:				
				Int2:				I2-I3:			
			Int3:			I3-Fin:					
			Total:	Fin:	DNF						
				Int1:							
				Int2:							
			Int3:								
			Fin:	DNF							

LEGEND

Pos Intermediate or Speed Position **DNQ** Did Not Qualify **Int2:** Intermediate 2 **DNF** Did Not Finish **Run1** First Run
Total First + Second Run **Int1:** Intermediate 1 **Int3:** Intermediate 3 **Run2** Second Run **Fin:** Finish

15-11-2014 / Levi (FIN) / 5115

Page 17/17

Data Processing by LONGINES

www.fis-ski.com

LONGINES Timing

Generation Date: SAT 15 NOV 2014

Time: 14:51

Document: 77B 1.0



AFTER 1st LADIES' SLALOM
SLALOM FIS WCSL LIST

Number of Competitors: 57

15 NOV 2014 Levi (FIN)

Rank	FIS Code	Name	NSA	1	Base	- X	+ Y	WCSL-SL
1	6535237	SHIFFRIN Mikaela	USA	24	738	74	24	688
2	505679	HANSDOTTER Frida	SWE	80	533	53	80	560
3	55590	SCHILD Marlies	AUT	-	465	47	-	418
4	505760	PIETILAE-HOLMNER Maria	SWE	50	308	31	50	327
5	55838	ZETTEL Kathrin	AUT	60	245	25	60	280
6	105269	GAGNON Marie-Michele	CAN	40	261	26	40	275
7	565243	MAZE Tina	SLO	100	180	18	100	262
8	206001	HOEFL-RIESCH Maria	GER	-	284	28	-	256
9	705287	VELEZ ZUZULOVA V.	SVK	18	220	22	18	216
10	55690	HOSP Nicole	AUT	29	204	20	29	213
11	155415	STRACHOVA Sarka	CZE	36	196	20	36	212
12	425771	LOESETH Nina	NOR	45	181	18	45	208
13	56032	SCHILD Bernadette	AUT	-	220	22	-	198
14	506146	SWENN-LARSSON Anna	SWE	-	219	22	-	197
15	516280	HOLDENER Wendy	SUI	20	186	19	20	187
16	196806	NOENS Nastasia	FRA	-	203	20	-	183
17	55759	KIRCHGASSER Michaela	AUT	15	150	15	15	150
18	296354	COSTAZZA Chiara	ITA	11	130	13	11	128
18	205239	WIRTH Barbara	GER	7	134	13	7	128
20	515997	FEIERABEND Denise	SUI	10	130	13	10	127
21	506341	WIKSTROEM Emelie	SWE	-	136	14	-	122
22	206279	GEIGER Christina	GER	4	98	10	4	92
23	55807	DAUM Alexandra	AUT	26	72	7	26	91
24	55977	THALMANN Carmen	AUT	14	80	8	14	86
25	56258	AGER Christina	AUT	9	66	7	9	68
25	506350	EKLUND Nathalie	SWE	-	76	8	-	68
27	516284	GISIN Michelle	SUI	32	38	4	32	66
28	185140	POUTIAINEN Tanja	FIN	-	70	7	-	63
29	537772	STIEGLER Resi	USA	13	43	4	13	52
30	107068	PHELAN Brittany	CAN	-	51	5	-	46
31	196803	MOUGEL Laurie	FRA	5	44	4	5	45
32	296509	CURTONI Irene	ITA	-	44	4	-	40
32	506664	FJAELLSTROEM M.	SWE	-	44	4	-	40
32	506583	SAEFVENBERG Charlotta	SWE	-	44	4	-	40
35	106961	MIELZYNSKI Erin	CAN	-	42	4	-	38



AFTER 1st LADIES' SLALOM
SLALOM FIS WCSL LIST

Number of Competitors: 57			15 NOV 2014 Levi				(FIN)	
Rank	FIS Code	Name	NSA	1	Base	- X	+ Y =	WCSL-SL
36	296259	MOELGG Manuela	ITA	22	14	1	22	35
37	196726	BARTHET Anne-Sophie	FRA	-	37	4	-	33
38	297851	AZZOLA Michela	ITA	-	33	3	-	30
38	196793	MARMOTTAN Anemone	FRA	-	33	3	-	30
40	297233	PARDELLER Sarah	ITA	16	11	1	16	26
41	206355	DUERR Lena	GER	-	27	3	-	24
42	206160	RIESCH Susanne	GER	-	26	3	-	23
43	106183	TERWIEL Eili	CAN	-	24	2	-	22
44	206536	WALLNER Marina	GER	-	23	2	-	21
45	197319	BAUD Adeline	FRA	6	12	1	6	17
46	55898	BREM Eva-Maria	AUT	-	18	2	-	16
47	206487	WIESLER Maren	GER	-	15	2	-	13
48	196179	BERTRAND Marion	FRA	-	13	1	-	12
48	506399	HECTOR Sara	SWE	12	-	-	12	12
50	425887	LOESETH Mona	NOR	-	12	1	-	11
51	196725	BARIOZ Taina	FRA	-	9	1	-	8
51	516109	VOGEL Nadja	SUI	8	-	-	8	8
53	206532	SCHMOTZ Marlene	GER	-	8	1	-	7
54	206174	STABER Veronika	GER	-	7	1	-	6
55	297601	BRIGNONE Federica	ITA	-	5	1	-	4
55	565320	FERK Marusa	SLO	-	5	1	-	4
57	155728	DUBOVSKA Martina	CZE	-	3	-	-	3

Number of Competitors per Nation until 60th position

AUT : 9	CAN : 4	CZE : 2	FIN : 1	FRA : 7	GER : 9
ITA : 6	NOR : 2	SLO : 2	SUI : 4	SVK : 1	SWE : 8
USA : 2					

LEGEND

Base Last season WCSL points
X (Base / number of planned races in the current season) * number of completed races in the current season
Y WC points won in the current season
WCSL-SL World Cup Start List points for Slalom

15-11-2014 / Levi (FIN) / 5115

Page 2/2

www.fis-ski.com

Generation Date: SAT 15 NOV 2014

Time: 14:51

Document: 60A 1.0



AFTER 1st LADIES' SLALOM
OVERALL FIS WCSL LIST

Number of Competitors: 130

Rank	FIS Code	Name	NSA	WCSL	DH	SL	GS	SG	SC
1	55947	FENNINGER Anna	AUT	1608	464 (3)	-	623 (1)	457 (2)	64 (7)
2	206001	HOEFL-RIESCH Maria	GER	1381	524 (1)	256 (8)	145 (17)	296 (4)	160 (1)
3	565243	MAZE Tina	SLO	1346	509 (2)	262 (7)	257 (10)	228 (7)	90 (5)
4	516138	GUT Lara	SUI	1201	412 (4)	-	275 (8)	498 (1)	16 (20)
5	6535237	SHIFFRIN Mikaela	USA	1052	-	688 (1)	364 (3)	-	-
6	355050	WEIRATHER Tina	LIE	942	400 (5)	-	218 (14)	310 (3)	14 (23)
7	55690	HOSP Nicole	AUT	753	137 (23)	213 (10)	-	273 (5)	130 (2)
8	505760	PIETILAE-HOLMNER Maria	SWE	691	-	327 (4)	364 (3)	-	-
9	515747	GISIN Dominique	SUI	672	334 (7)	-	153 (16)	122 (15)	63 (8)
10	55576	GOERGL Elisabeth	AUT	656	334 (7)	-	58 (27)	240 (6)	24 (16)
11	505679	HANSDOTTER Frida	SWE	633	-	560 (2)	73 (22)	-	-
12	55838	ZETTEL Kathrin	AUT	578	-	280 (5)	298 (5)	-	-
13	105269	GAGNON Marie-Michele	CAN	549	2 (53)	275 (6)	106 (20)	66 (23)	100 (4)
14	505632	LINDELL-VIKARBY Jessica	SWE	517	-	-	486 (2)	31 (34)	-
15	205218	REBENSBURG Viktoria	GER	465	65 (31)	-	265 (9)	135 (14)	-
16	537544	VONN Lindsey	USA	451	192 (14)	-	23 (39)	176 (8)	60 (9)
17	296729	FANCHINI Nadia	ITA	449	32 (38)	-	254 (12)	163 (10)	-
18	537545	MANCUSO Julia	USA	439	192 (14)	-	51 (31)	136 (13)	60 (9)
19	505886	KLING Kajsa	SWE	424	164 (18)	-	84 (21)	176 (8)	-
20	55590	SCHILD Marlies	AUT	418	-	418 (3)	-	-	-
21	515782	ABDERHALDEN Marianne	SUI	399	389 (6)	-	-	10 (46)	-
22	195983	ROLLAND Marion	FRA	357	334 (7)	-	-	23 (37)	-
23	196928	WORLEY Tessa	FRA	347	-	-	292 (6)	55 (26)	-
24	55750	FISCHBACHER Andrea	AUT	329	257 (10)	-	50 (34)	22 (39)	-
25	55759	KIRCHGASSER Michaela	AUT	324	-	150 (17)	58 (27)	-	116 (3)
26	425771	LOESETH Nina	NOR	322	-	208 (12)	114 (18)	-	-
27	55970	SCHMIDHOFER Nicole	AUT	320	198 (13)	-	-	122 (15)	-
28	515766	SUTER Fabienne	SUI	310	206 (12)	-	7 (51)	88 (19)	9 (28)
29	55766	STERZ Regina	AUT	309	156 (20)	-	-	153 (12)	-
30	55898	BREM Eva-Maria	AUT	299	-	16 (46)	283 (7)	-	-
31	196793	MARMOTTAN Anemone	FRA	286	-	30 (38)	256 (11)	-	-
32	155415	STRACHOVA Sarka	CZE	270	-	212 (11)	-	-	58 (12)
33	297601	BRIGNONE Federica	ITA	267	-	4 (55)	239 (13)	-	24 (16)
34	425880	SEJERSTED Lotte Smiseth	NOR	254	186 (16)	-	-	68 (22)	-
35	296431	STUFFER Verena	ITA	252	96 (28)	-	-	156 (11)	-
36	537582	COOK Stacey	USA	247	143 (21)	-	-	104 (18)	-
37	296472	FANCHINI Elena	ITA	242	229 (11)	-	-	13 (44)	-

AFTER 1st LADIES' SLALOM
OVERALL FIS WCSL LIST

Number of Competitors: 130

Rank	FIS Code	Name	NSA	WCSL	DH	SL	GS	SG	SC
38	515573	AUFDENBLATTEN Fraenzi	SUI	238	164 (18)	-	-	74 (21)	-
39	516280	HOLDENER Wendy	SUI	232	-	187 (15)	23 (39)	-	22 (18)
40	56128	HUETTER Cornelia	AUT	225	143 (21)	-	-	82 (20)	-
41	296008	MERIGHETTI Daniela	ITA	221	183 (17)	-	-	38 (30)	-
42	705287	VELEZ ZUZULOVA Veronika	SVK	216	-	216 (9)	-	-	-
43	296509	CURTONI Irene	ITA	203	-	40 (32)	163 (15)	-	-
44	565360	STUHEC Ilka	SLO	200	87 (30)	-	7 (51)	106 (17)	-
45	56032	SCHILD Bernadette	AUT	198	-	198 (13)	-	-	-
46	506146	SWENN-LARSSON Anna	SWE	197	-	197 (14)	-	-	-
47	425929	MOWINCKEL Ragnhild	NOR	184	7 (50)	-	55 (29)	62 (25)	60 (9)
48	196806	NOENS Nastasia	FRA	183	-	183 (16)	-	-	-
49	515997	FEIERABEND Denise	SUI	175	-	127 (20)	-	-	48 (13)
50	296259	MOELGG Manuela	ITA	143	-	35 (36)	108 (19)	-	-
50	55913	MOSER Stefanie	AUT	143	123 (24)	-	-	17 (40)	3 (35)
52	506399	HECTOR Sara	SWE	141	-	12 (48)	64 (26)	-	65 (6)
53	185140	POUTIAINEN Tanja	FIN	134	-	63 (28)	71 (24)	-	-
53	495318	RUIZ CASTILLO Carolina	SPA	134	107 (26)	-	-	27 (35)	-
55	245066	MIKLOS Edit	HUN	132	116 (25)	-	-	16 (41)	-
56	296354	COSTAZZA Chiara	ITA	128	-	128 (18)	-	-	-
56	205239	WIRTH Barbara	GER	128	-	128 (18)	-	-	-
58	297702	MARSAGLIA Francesca	ITA	127	14 (42)	-	68 (25)	39 (29)	6 (32)
59	506341	WIKSTROEM Emelie	SWE	122	-	122 (21)	-	-	-
60	565320	FERK Marusa	SLO	119	41 (37)	4 (55)	-	33 (33)	41 (14)
61	538305	SMITH Leanne	USA	115	49 (34)	-	-	66 (23)	-
61	106849	YURKIW Larisa	CAN	115	99 (27)	-	-	16 (41)	-
63	515806	JNGLIN-KAMER Nadja	SUI	110	96 (28)	-	-	14 (43)	-
64	55977	THALMANN Carmen	AUT	103	-	86 (24)	17 (42)	-	-
65	56087	SIEBENHOFER Ramona	AUT	97	21 (39)	-	31 (36)	9 (48)	36 (15)
66	196460	JAY MARCHAND-ARVIER M.	FRA	93	51 (33)	-	-	42 (27)	-
67	206279	GEIGER Christina	GER	92	-	92 (22)	-	-	-
68	55807	DAUM Alexandra	AUT	91	-	91 (23)	-	-	-
69	206367	HRONEK Veronique	GER	81	-	-	27 (37)	38 (30)	16 (20)
70	516284	GISIN Michelle	SUI	80	-	66 (27)	14 (45)	-	-
71	295445	KARBON Denise	ITA	73	-	-	73 (22)	-	-
72	196726	BARTHET Anne-Sophie	FRA	71	-	33 (37)	38 (35)	-	-
73	56258	AGER Christina	AUT	68	-	68 (25)	-	-	-
73	197319	BAUD Adeline	FRA	68	-	17 (45)	51 (31)	-	-
73	506350	EKLUND Nathalie	SWE	68	-	68 (25)	-	-	-
76	538573	ROSS Laurene	USA	67	56 (32)	-	-	-	11 (26)
77	196179	BERTRAND Marion	FRA	63	-	12 (48)	51 (31)	-	-
78	106961	MIELZYNSKI Erin	CAN	56	-	38 (35)	13 (46)	-	5 (33)
79	106825	PREFONTAINE Marie-Pier	CAN	53	-	-	53 (30)	-	-
80	537772	STIEGLER Resi	USA	52	-	52 (29)	-	-	-
81	297910	CURTONI Elena	ITA	48	-	-	21 (41)	27 (35)	-
82	55818	KOEHLE Stefanie	AUT	46	-	-	4 (53)	42 (27)	-
82	107068	PHELAN Brittany	CAN	46	-	46 (30)	-	-	-
84	538685	MCKENNIS Alice	USA	45	45 (35)	-	-	-	-

15-11-2014 / Levi (FIN) / 5115

Page 2/4

www.fis-ski.com

Generation Date: SAT 15 NOV 2014

Time: 14:51

Document: 60B 1.0



AFTER 1st LADIES' SLALOM
OVERALL FIS WCSL LIST

Number of Competitors: 130

Rank	FIS Code	Name	NSA	WCSL	DH	SL	GS	SG	SC
84	196803	MOUGEL Laurie	FRA	45	-	45 (31)	-	-	-
84	296427	SCHNARF Johanna	ITA	45	45 (35)	-	-	-	-
87	298323	GOGGIA Sofia	ITA	43	-	-	-	36 (32)	7 (30)
88	506664	FJAELLSTROEM Magdalena	SWE	41	-	40 (32)	-	-	1 (37)
89	506583	SAEFVENBERG Charlotta	SWE	40	-	40 (32)	-	-	-
90	197295	PIOT Jennifer	FRA	37	14 (42)	-	-	23 (37)	-
91	297851	AZZOLA Michela	ITA	33	-	30 (38)	3 (54)	-	-
92	516219	NUFER Priska	SUI	29	9 (49)	-	-	10 (46)	10 (27)
93	425887	LOESETH Mona	NOR	28	-	11 (50)	17 (42)	-	-
94	297233	PARDELLER Sarah	ITA	26	-	26 (40)	-	-	-
95	565331	LAVTAR Katarina	SLO	25	-	-	25 (38)	-	-
96	206355	DUERR Lena	GER	24	-	24 (41)	-	-	-
97	206160	RIESCH Susanne	GER	23	-	23 (42)	-	-	-
98	106183	TERWIEL Elli	CAN	22	-	22 (43)	-	-	-
99	56125	PUCHNER Mirjam	AUT	21	12 (45)	-	-	-	9 (28)
99	206536	WALLNER Marina	GER	21	-	21 (44)	-	-	-
101	539536	WILES Jacqueline	USA	20	18 (40)	-	-	2 (50)	-
102	196725	BARIOZ Taina	FRA	18	-	8 (51)	10 (48)	-	-
102	516185	HAEHLEN Joana	SUI	18	18 (40)	-	-	-	-
102	485631	YAKOVISHINA Elena	RUS	18	-	-	-	-	18 (19)
105	56177	VENIER Stephanie	AUT	17	-	-	-	13 (44)	4 (34)
106	538284	MCJAMES Megan	USA	16	-	-	16 (44)	-	-
106	45331	SMALL Greta	AUS	16	-	-	-	-	16 (20)
108	196812	PELLISSIER Marion	FRA	14	12 (45)	-	-	-	2 (36)
109	297134	BORSOTTI Camilla	ITA	13	-	-	-	-	13 (24)
109	297171	FANCHINI Sabrina	ITA	13	-	-	13 (46)	-	-
109	197006	GAUTHIER Marine	FRA	13	13 (44)	-	-	-	-
109	206487	WIESLER Maren	GER	13	-	13 (47)	-	-	-
113	298084	AGERER Lisa Magdalena	ITA	12	-	-	-	-	12 (25)
114	56088	TIPPLER Tamara	AUT	11	11 (47)	-	-	-	-
115	299276	BASSINO Marta	ITA	10	-	-	10 (48)	-	-
115	538855	FORD Julia	USA	10	10 (48)	-	-	-	-
117	298124	AGNELLI Nicole	ITA	9	-	-	9 (50)	-	-
118	225206	CRAWFORD-ALCOTT C.	GBR	8	-	-	-	8 (49)	-
118	516109	VOGEL Nadja	SUI	8	-	8 (51)	-	-	-
120	155563	KRIZOVA Klara	CZE	7	6 (51)	-	-	1 (51)	-
120	197497	MIRADOLI Romane	FRA	7	-	-	-	-	7 (30)
120	206532	SCHMOTZ Marlene	GER	7	-	7 (53)	-	-	-
123	196968	BAILET Margot	FRA	6	6 (51)	-	-	-	-
123	206174	STABER Veronika	GER	6	-	6 (54)	-	-	-
125	155728	DUBOVSKA Martina	CZE	3	-	3 (57)	-	-	-
125	306249	HASEGAWA Emi	JPN	3	-	-	3 (54)	-	-
127	516145	KUENG Mirena	SUI	2	2 (53)	-	-	-	-
127	206460	WENIG Michaela	GER	2	2 (53)	-	-	-	-
129	705349	GANTNEROVA Jana	SVK	1	-	-	-	-	1 (37)
129	206175	STECHERT Gina	GER	1	1 (56)	-	-	-	-



AFTER 1st LADIES' SLALOM
OVERALL FIS WCSL LIST

LEGEND

SC Alpine Combined points **DH** Downhill points **SG** Super-G points **WCSL** Overall points **SL** Slalom points
GS Giant Slalom points

15-11-2014 / Levi (FIN) / 5115

Page 4/4

www.fis-ski.com

Generation Date: SAT 15 NOV 2014

Time: 14:51

Document: 60B 1.0





Audi
FIS Ski World Cup

AUDI

FIS SKI WORLD CUP 2014/15



1st LADIES' SLALOM

SLALOM FIS WORLD CUP STANDINGS

Number of Competitors: 27

15 NOV 2014 Levi

(FIN)

Rank	FIS Code	Name	NSA	1	WC-SL	Diff.
1	565243	MAZE Tina	SLO	100	100	
2	505679	HANSDOTTER Frida	SWE	80	80	- 20
3	55838	ZETTEL Kathrin	AUT	60	60	- 40
4	505760	PIETILAE-HOLMNER Maria	SWE	50	50	- 50
5	425771	LOESETH Nina	NOR	45	45	- 55
6	105269	GAGNON Marie-Michele	CAN	40	40	- 60
7	155415	STRACHOVA Sarka	CZE	36	36	- 64
8	516284	GISIN Michelle	SUI	32	32	- 68
9	55690	HOSP Nicole	AUT	29	29	- 71
10	55807	DAUM Alexandra	AUT	26	26	- 74
11	6535237	SHIFFRIN Mikaela	USA	24	24	- 76
12	296259	MOELGG Manuela	ITA	22	22	- 78
13	516280	HOLDENER Wendy	SUI	20	20	- 80
14	705287	VELEZ ZUZULOVA V.	SVK	18	18	- 82
15	297233	PARDELLER Sarah	ITA	16	16	- 84
16	55759	KIRCHGASSER Michaela	AUT	15	15	- 85
17	55977	THALMANN Carmen	AUT	14	14	- 86
18	537772	STIEGLER Resi	USA	13	13	- 87
19	506399	HECTOR Sara	SWE	12	12	- 88
20	296354	COSTAZZA Chiara	ITA	11	11	- 89
21	515997	FEIERABEND Denise	SUI	10	10	- 90
22	56258	AGER Christina	AUT	9	9	- 91
23	516109	VOGEL Nadja	SUI	8	8	- 92
24	205239	WIRTH Barbara	GER	7	7	- 93
25	197319	BAUD Adeline	FRA	6	6	- 94
26	196803	MOUGEL Laurie	FRA	5	5	- 95
27	206279	GEIGER Christina	GER	4	4	- 96

LEGEND

WC-SL World Cup points for Slalom Diff. Points Difference

15-11-2014 / Levi (FIN) / 5115

Page 1/1

www.fis-ski.com

Generation Date: SAT 15 NOV 2014

Time: 14:51

Document: 25A 1.0



1st LADIES' SLALOM
OVERALL FIS WORLD CUP STANDINGS

Number of Competitors: 45

Rank	FIS Code	Name	NSA	Points	DH	SL 1 race	GS 1 race	SG	SC
1	6535237	SHIFFRIN Mikaela	USA	124	-	24 (11)	100 (1)	-	-
2	55838	ZETTEL Kathrin	AUT	110	-	60 (3)	50 (4)	-	-
3	565243	MAZE Tina	SLO	109	-	100 (1)	9 (22)	-	-
4	55947	FENNINGER Anna	AUT	100	-	-	100 (1)	-	-
5	505679	HANSDOTTER Frida	SWE	95	-	80 (2)	15 (16)	-	-
6	505760	PIETILAE-HOLMNER Maria	SWE	82	-	50 (4)	32 (8)	-	-
7	55898	BREM Eva-Maria	AUT	60	-	-	60 (3)	-	-
8	516284	GISIN Michelle	SUI	46	-	32 (8)	14 (17)	-	-
9	297601	BRIGNONE Federica	ITA	45	-	-	45 (5)	-	-
9	425771	LOESETH Nina	NOR	45	-	45 (5)	-	-	-
11	105269	GAGNON Marie-Michele	CAN	40	-	40 (6)	-	-	-
11	205218	REBENSBURG Viktoria	GER	40	-	-	40 (6)	-	-
13	506399	HECTOR Sara	SWE	36	-	12 (19)	24 (11)	-	-
13	155415	STRACHOVA Sarka	CZE	36	-	36 (7)	-	-	-
13	196928	WORLEY Tessa	FRA	36	-	-	36 (7)	-	-
16	296729	FANCHINI Nadia	ITA	29	-	-	29 (9)	-	-
16	55690	HOSP Nicole	AUT	29	-	29 (9)	-	-	-
18	55807	DAUM Alexandra	AUT	26	-	26 (10)	-	-	-
18	355050	WEIRATHER Tina	LIE	26	-	-	26 (10)	-	-
20	505632	LINDELL-VIKARBY Jessica	SWE	24	-	-	24 (11)	-	-
21	296259	MOELGG Manuela	ITA	22	-	22 (12)	-	-	-
22	55750	FISCHBACHER Andrea	AUT	20	-	-	20 (13)	-	-
22	516280	HOLDENER Wendy	SUI	20	-	20 (13)	-	-	-
24	197319	BAUD Adeline	FRA	18	-	6 (25)	12 (19)	-	-
24	296509	CURTONI Irene	ITA	18	-	-	18 (14)	-	-
24	705287	VELEZ ZUZULOVA Veronika	SVK	18	-	18 (14)	-	-	-
27	425929	MOWINCKEL Ragnhild	NOR	16	-	-	16 (15)	-	-
27	297233	PARDELLER Sarah	ITA	16	-	16 (15)	-	-	-
29	55759	KIRCHGASSER Michaela	AUT	15	-	15 (16)	-	-	-
30	537545	MANCUSO Julia	USA	14	-	-	14 (17)	-	-
30	55977	THALMANN Carmen	AUT	14	-	14 (17)	-	-	-
32	537772	STIEGLER Resi	USA	13	-	13 (18)	-	-	-
33	296354	COSTAZZA Chiara	ITA	11	-	11 (20)	-	-	-
33	56087	SIEBENHOFER Ramona	AUT	11	-	-	11 (20)	-	-
35	299276	BASSINO Marta	ITA	10	-	-	10 (21)	-	-
35	515997	FEIERABEND Denise	SUI	10	-	10 (21)	-	-	-
37	56258	AGER Christina	AUT	9	-	9 (22)	-	-	-

1st LADIES' SLALOM
OVERALL FIS WORLD CUP STANDINGS

Number of Competitors: 45

Rank	FIS Code	Name	NSA	Points	DH	SL 1 race	GS 1 race	SG	SC
38	505886	KLING Kajsa	SWE	8	-	-	8 (23)	-	-
38	516109	VOGEL Nadja	SUI	8	-	8 (23)	-	-	-
40	106825	PREFONTAINE Marie-Pier	CAN	7	-	-	7 (24)	-	-
40	205239	WIRTH Barbara	GER	7	-	7 (24)	-	-	-
42	206367	HRONEK Veronique	GER	6	-	-	6 (25)	-	-
43	538284	MCJAMES Megan	USA	5	-	-	5 (26)	-	-
43	196803	MOUGEL Laurie	FRA	5	-	5 (26)	-	-	-
45	206279	GEIGER Christina	GER	4	-	4 (27)	-	-	-

LEGEND

SC Alpine Combined points **DH** Downhill points **SG** Super-G points **Points** Overall points **SL** Slalom points
GS Giant Slalom points

15-11-2014 / Levi (FIN) / 5115

Page 2/2

www.fis-ski.com

Generation Date: SAT 15 NOV 2014

Time: 14:51

Document: 25B 1.0





Audi
FIS Ski World Cup

AUDI

FIS SKI WORLD CUP 2014/15



1st LADIES' SLALOM LADIES FIS NATION CUP

Number of Nations: 13

Rank	NSA	Points	Diff.	DH	SL	GS	SG	SC	TE
1	AUT Austria	394		-	153	241	-	-	-
2	SWE Sweden	245	- 149	-	142	103	-	-	-
3	USA United States of America	156	- 238	-	37	119	-	-	-
4	ITA Italy	151	- 243	-	49	102	-	-	-
5	SLO Slovenia	109	- 285	-	100	9	-	-	-
6	SUI Switzerland	84	- 310	-	70	14	-	-	-
7	NOR Norway	61	- 333	-	45	16	-	-	-
8	FRA France	59	- 335	-	11	48	-	-	-
9	GER Germany	57	- 337	-	11	46	-	-	-
10	CAN Canada	47	- 347	-	40	7	-	-	-
11	CZE Czech Republic	36	- 358	-	36	-	-	-	-
12	LIE Liechtenstein	26	- 368	-	-	26	-	-	-
13	SVK Slovakia	18	- 376	-	18	-	-	-	-



1st LADIES' SLALOM
FIS OVERALL NATION CUP

Number of Nations: 14

Rk	NSA	Overall+TE			DH Points			SL Points			GS Points			SG Points			SC Points		
		M+W	M	W	M+W	M	W	M+W	M	W	M+W	M	W	M+W	M	W	M+W	M	W
1	AUT	562	168	394	-	-	-	153	-	153	409	168	241	-	-	-	-	-	-
2	SWE	283	38	245	-	-	-	142	-	142	141	38	103	-	-	-	-	-	-
3	ITA	253	102	151	-	-	-	49	-	49	204	102	102	-	-	-	-	-	-
4	FRA	204	145	59	-	-	-	11	-	11	193	145	48	-	-	-	-	-	-
5	USA	187	31	156	-	-	-	37	-	37	150	31	119	-	-	-	-	-	-
6	SUI	145	61	84	-	-	-	70	-	70	75	61	14	-	-	-	-	-	-
7	GER	141	84	57	-	-	-	11	-	11	130	84	46	-	-	-	-	-	-
8	SLO	116	7	109	-	-	-	100	-	100	16	7	9	-	-	-	-	-	-
9	NOR	91	30	61	-	-	-	45	-	45	46	30	16	-	-	-	-	-	-
10	CAN	57	10	47	-	-	-	40	-	40	17	10	7	-	-	-	-	-	-
11	CZE	36	-	36	-	-	-	36	-	36	-	-	-	-	-	-	-	-	-
11	FIN	36	36	-	-	-	-	-	-	-	36	36	-	-	-	-	-	-	-
13	LIE	26	-	26	-	-	-	-	-	-	26	-	26	-	-	-	-	-	-
14	SVK	18	-	18	-	-	-	18	-	18	-	-	-	-	-	-	-	-	-



AUDI
FIS SKI WORLD CUP 2014/15



AFTER 1st LADIES' SLALOM
MANUFACTURERS STANDINGS LADIES

Number of Manufacturers: 5

Rank	Manufacturer	Points	Diff.	DH	SL	GS	SG	SC
1	Rossignol	215		-	170	45	-	-
2	Atomic	210	- 5	-	60	150	-	-
3	Stoeckli	140	- 75	-	100	40	-	-
4	Voelkl	105	- 110	-	45	60	-	-
5	Head	100	- 115	-	-	100	-	-



AFTER 1st LADIES' SLALOM
MANUFACTURERS STANDINGS OVERALL

Number of Manufacturers: 7

Rk	Manuf.	Overall			DH Points			SL Points			GS Points			SG Points			SC Points		
		M+W	M	W	M+W	M	W	M+W	M	W	M+W	M	W	M+W	M	W	M+W	M	W
1	Atomic	360	150	210	-	-	-	60	-	60	300	150	150	-	-	-	-	-	-
2	Rossignol	215	-	215	-	-	-	170	-	170	45	-	45	-	-	-	-	-	-
3	Head	160	60	100	-	-	-	-	-	-	160	60	100	-	-	-	-	-	-
4	Stoeckli	140	-	140	-	-	-	100	-	100	40	-	40	-	-	-	-	-	-
5	Voelkl	105	-	105	-	-	-	45	-	45	60	-	60	-	-	-	-	-	-
6	Salomon	85	85	-	-	-	-	-	-	-	85	85	-	-	-	-	-	-	-
7	Nordica	80	80	-	-	-	-	-	-	-	80	80	-	-	-	-	-	-	-