



AUDI FIS SKI WORLD CUP 2003/04
5th LADIES SUPER-G
ALPHABETICAL LIST OF COMPETITORS



Number of Competitors: 60

Nation	FIS Code	Name	FIS Points (January 2004 List)							
			DH		SL		GS		SG	
AUT	55539	BERGER Silvia	46.19	(144)	65.14	(787)	5.55	(19)	5.73	(24)
	55198	DORFMEISTER Michaela	1.16	(3)	43.20	(385)	4.30	(12)	1.31	(3)
	55069	GOETSCHL Renate	0.20	(2)	23.28	(133)	5.57	(20)	0.00	(1)
	55339	LECHNER Martina	25.82	(75)	65.04	(785)	21.40	(111)	5.99	(30)
	55212	MEISSNITZER Alexandra	3.19	(6)	88.01	(1282)	3.47	(6)	1.77	(4)
	55261	OBERMOSER Brigitte	4.57	(13)	77.57	(1038)	6.00	(31)	4.31	(12)
	55588	RUMPFHUBER Ingrid	5.86	(27)	47.91	(463)	27.69	(177)	12.31	(50)
	55052	SCHNEIDER Tanja	20.13	(60)	–		18.81	(95)	8.17	(35)
	55596	WILHELM Kathrin	5.68	(23)	76.05	(1004)	17.88	(88)	15.24	(62)
55538	WIRTH Katja	5.68	(23)	51.41	(525)	18.55	(94)	5.58	(20)	
CAN	105997	BRYDON Emily	5.72	(25)	17.29	(96)	19.64	(97)	5.58	(20)
	105662	LEFRANCOIS Anne Marie	11.93	(42)	75.84	(999)	48.74	(503)	16.63	(72)
	106056	SIMARD Genevieve	16.85	(52)	30.53	(200)	5.80	(26)	5.39	(18)
	106402	VANDERBEEK Kelly	11.93	(42)	48.52	(471)	42.80	(395)	23.08	(113)
FRA	195311	DUVILLARD Julie	33.98	(106)	40.13	(332)	17.98	(90)	15.80	(67)
	195920	GIVELET Anne-Laure	21.00	(63)	85.40	(1216)	26.67	(167)	15.50	(63)
	195671	JACQUEMOD Ingrid	4.90	(15)	144.43	(2331)	19.94	(99)	5.26	(16)
	196460	MARCHAND-ARVIER Marie	29.29	(90)	32.81	(235)	31.76	(248)	31.68	(157)
	195837	MATTEL Magda	14.75	(45)	230.84	(3172)	50.47	(541)	6.00	(32)
	195868	MEILLEUR Karine	26.91	(79)	198.73	(2958)	54.24	(599)	16.76	(74)
	195374	MONTILLET Carole	0.00	(1)	201.31	(2985)	5.87	(27)	0.98	(2)
195503	SUCHET Melanie	5.90	(28)	–		48.49	(493)	5.68	(22)	
GBR	225206	ALCOTT Chimene	20.01	(59)	20.34	(110)	17.54	(83)	12.25	(49)
GER	205378	ERTL Martina	5.99	(30)	3.90	(8)	2.62	(5)	3.59	(8)
	205117	GERG Hilde	1.73	(4)	59.59	(684)	23.66	(140)	2.77	(6)
	205392	HAEUSL Regina	5.58	(22)	181.52	(2799)	91.77	(1377)	11.88	(46)
	205119	HALTMAYR Petra	27.49	(80)	76.99	(1024)	24.09	(145)	14.47	(55)
	205820	HUBER Isabelle	5.33	(17)	74.43	(970)	34.58	(279)	14.63	(57)
	206001	RIESCH Maria	3.87	(8)	8.25	(40)	21.67	(116)	8.28	(37)
	205843	STEMMER Stefanie	22.71	(69)	52.31	(542)	25.09	(155)	21.88	(101)
ITA	295738	BACHMANN Silke	170.78	(684)	15.12	(81)	8.50	(37)	13.57	(54)



AUDI FIS SKI WORLD CUP 2003/04
5th LADIES SUPER-G
ALPHABETICAL LIST OF COMPETITORS



Number of Competitors: 60

Nation	FIS Code	Name	FIS Points (January 2004 List)				
			DH	SL	GS	SG	
ITA	295136	CECCARELLI Daniela	4.60 (14)	93.06 (1373)	21.28 (110)	3.89 (9)	
	296217	COLETTI Alexandra	21.61 (65)	57.14 (635)	23.18 (133)	15.98 (70)	
	296729	FANCHINI Nadia	44.37 (139)	24.05 (141)	30.65 (221)	16.39 (71)	
	295449	KLEON Barbara	5.78 (26)	116.57 (1816)	12.14 (49)	12.31 (50)	
	295588	KOSTNER Isolde	5.18 (16)	-	32.31 (253)	5.32 (17)	
	295462	MAJ Chiara	25.58 (74)	40.57 (341)	40.85 (365)	14.62 (56)	
	295533	RECCHIA Lucia	24.73 (73)	102.38 (1556)	31.34 (242)	7.99 (34)	
	296473	SIORPAES Wendy	50.02 (161)	34.02 (247)	42.19 (388)	28.83 (143)	
NOR	425001	FLEMMEN Andrine	28.06 (85)	15.88 (85)	4.18 (11)	18.00 (81)	
RUS	485314	POPKOVA Anastasia	44.39 (140)	-	28.01 (183)	32.85 (167)	
SLO	565037	SUHADOLC Mojca	6.00 (31)	251.00 (3252)	24.60 (148)	5.57 (19)	
SPA	495065	RIENDA CONTRERAS Maria Jose	-	20.71 (115)	3.68 (8)	18.67 (83)	
	495318	RUIZ CASTILLO Carolina	27.65 (81)	41.16 (353)	18.08 (93)	10.29 (42)	
SUI	515478	ALPIGER Ella	17.48 (56)	65.57 (800)	28.69 (193)	13.47 (53)	
	515573	AUFDENBLATTEN Fraenzi	15.08 (48)	26.64 (169)	10.68 (42)	5.85 (25)	
	515409	BERTHOD Sylviane	4.23 (10)	190.48 (2884)	39.07 (334)	5.85 (25)	
	515348	BORCHI Catherine	4.46 (12)	74.79 (977)	30.77 (225)	12.16 (48)	
	515166	PIEREN Tanja	14.93 (47)	127.74 (2040)	26.08 (159)	10.29 (42)	
	515560	SCHILD Martina	5.95 (29)	163.19 (2596)	35.40 (289)	18.98 (87)	
	515170	STYGER Nadia	5.50 (21)	93.61 (1382)	16.31 (68)	5.88 (27)	
SWE	505260	HARGIN Janette	17.32 (55)	15.40 (82)	16.17 (66)	10.54 (45)	
	505187	OTTOSSON Anna	73.49 (268)	4.91 (13)	4.47 (13)	10.06 (41)	
	505483	PAERSON Anja	26.51 (77)	0.00 (1)	0.00 (1)	5.94 (28)	
USA	536138	CLARK Kirsten L	2.36 (5)	123.65 (1962)	5.54 (18)	2.49 (5)	
	537544	KILDOW Lindsey C.	14.34 (44)	17.18 (95)	15.48 (63)	18.92 (86)	
	536473	LALIVE Caroline	5.48 (20)	47.14 (451)	9.73 (39)	4.83 (15)	
	536884	LUDLOW Libby	21.60 (64)	171.40 (2696)	17.77 (87)	9.21 (38)	
	537545	MANCUSO Julia	9.03 (35)	12.88 (63)	10.79 (45)	5.94 (28)	
	536477	MENDES Jonna	4.07 (9)	100.88 (1530)	15.70 (65)	4.30 (11)	

LEGEND
DH Downhill SL Slalom GS Giant Slalom SG Super-G

16-01-2004 / Cortina d'Ampezzo (ITA) / 6087

Page 2/2

Data Processing by SWATCH

www.fis-ski.com

SWATCH Timing

Generation Date: THU 15 JAN 2004

Time: 17:08 Swatch Internet Time: @713

Document: 32E 1.0

**AUDI FIS SKI WORLD CUP 2003/04**

5th LADIES SUPER-G

DRAW LIST BY POINTS

Number of Competitors: 60

No.	FIS Code	Name	Nation	WCSL-SG	WCSL-O	FIS-SG
1	55069	GOETSCHL Renate	AUT	461 (1)	1085 (3)	0.00 (1)
2	195374	MONTILLET Carole	FRA	427 (2)	962 (6)	0.98 (2)
3	55198	DORFMEISTER Michaela	AUT	425 (3)	1091 (2)	1.31 (3)
4	205117	GERG Hilde	GER	405 (4)	816 (9)	2.77 (6)
5	55212	MEISSNITZER Alexandra	AUT	358 (5)	890 (8)	1.77 (4)
6	536138	CLARK Kirsten L	USA	278 (6)	726 (10)	2.49 (5)
7	205378	ERTL Martina	GER	210 (7)	1037 (4)	3.59 (7)
8	106056	SIMARD Genevieve	CAN	207 (8)	361 (20)	5.39 (14)
9	295136	CECCARELLI Daniela	ITA	187 (10)	347 (22)	3.89 (8)
10	536473	LALIVE Caroline	USA	184 (11)	393 (18)	4.83 (11)
11	55261	OBERMOSER Brigitte	AUT	167 (12)	408 (16)	4.31 (10)
12	195671	JACQUEMOD Ingrid	FRA	150 (13)	281 (31)	5.26 (12)
13	206001	RIESCH Maria	GER	134 (15)	477 (15)	8.28 (29)
14	536477	MENDES Jonna	USA	129 (16)	297 (29)	4.30 (9)
15	55539	BERGER Silvia	AUT	125 (17)	235 (38)	5.73 (19)
16	+400 505483	PAERSON Anja	SWE	68 (26)	1359 (1)	5.94 (23)
17	515170	STYGER Nadia	SUI	124 (18)	252 (34)	5.88 (22)
18	55538	WIRTH Katja	AUT	120 (20)	208 (44)	5.58 (17)
19	195503	SUCHET Melanie	FRA	100 (22)	152 (53)	5.68 (18)
20	295588	KOSTNER Isolde	ITA	99 (23)	211 (43)	5.32 (13)
21	105997	BRYDON Emily	CAN	93 (24)	200 (46)	5.58 (16)
22	55339	LECHNER Martina	AUT	74 (25)	74 (75)	5.99 (25)
23	515573	AUFDENBLATTEN Fraenzi	SUI	68 (26)	213 (42)	5.85 (20)
24	565037	SUHADOLC Mojca	SLO	64 (28)	97 (64)	5.57 (15)
25	537545	MANCUSO Julia	USA	63 (29)	183 (49)	5.94 (24)
26	536884	LUDLOW Libby	USA	49 (30)	71 (78)	9.21 (30)
27	195837	MATTEL Magda	FRA	47 (32)	72 (77)	6.00 (26)
28	515409	BERTHOD Sylviane	SUI	46 (33)	240 (36)	5.85 (21)
29	55052	SCHNEIDER Tanja	AUT	46 (33)	91 (66)	8.17 (28)
30	295533	RECCHIA Lucia	ITA	45 (35)	59 (82)	7.99 (27)
31	505187	OTTOSSON Anna	SWE	16 (48)	397 (17)	10.06 (31)
32	515166	PIEREN Tanja	SUI	23 (41)	23 (105)	10.29 (32)
33	495318	RUIZ CASTILLO Carolina	SPA	17 (47)	19 (111)	10.29 (33)
34	505260	HARGIN Janette	SWE	22 (42)	42 (91)	10.54 (34)
35	205392	HAEUSL Regina	GER	33 (37)	103 (58)	11.88 (35)
36	515348	BORGHI Catherine	SUI	32 (38)	206 (45)	12.16 (36)

**AUDI FIS SKI WORLD CUP 2003/04**

5th LADIES SUPER-G

DRAW LIST BY POINTS

Number of Competitors: 60

No.	FIS Code	Name	Nation	WCSL-SG	WCSL-O	FIS-SG
37	225206	ALCOTT Chimene	GBR	40 (36)	73 (76)	12.25 (37)
38	55588	RUMPFHUBER Ingrid	AUT	19 (43)	77 (72)	12.31 (38)
39	295449	KLEON Barbara	ITA	19 (43)	99 (62)	12.31 (39)
40	515478	ALPIGER Ella	SUI	15 (50)	26 (103)	13.47 (40)
41	295738	BACHMANN Silke	ITA	-	53 (84)	13.57 (41)
42	205119	HALTMAYR Petra	GER	13 (52)	43 (89)	14.47 (42)
43	295462	MAJ Chiara	ITA	2 (62)	2 (131)	14.62 (43)
44	205820	HUBER Isabelle	GER	25 (40)	113 (56)	14.63 (44)
45	55596	WILHELM Kathrin	AUT	12 (53)	83 (68)	15.24 (45)
46	195920	GIVELET Anne-Laure	FRA	18 (45)	40 (92)	15.50 (46)
47	195311	DUVILLARD Julie	FRA	-	9 (120)	15.80 (47)
48	296217	COLETTI Alexandra	ITA	11 (56)	20 (108)	15.98 (48)
49	296729	FANCHINI Nadia	ITA	-	-	16.39 (49)
50	105662	LEFRANCOIS Anne Marie	CAN	4 (61)	20 (108)	16.63 (50)
51	195868	MEILLEUR Karine	FRA	10 (60)	22 (106)	16.76 (51)
52	425001	FLEMMEN Andrine	NOR	14 (51)	244 (35)	18.00 (52)
53	495065	RIENDA CONTRERAS Maria Jose	SPA	-	263 (33)	18.67 (53)
54	537544	KILDOW Lindsey C.	USA	-	31 (98)	18.92 (54)
55	515560	SCHILD Martina	SUI	18 (45)	69 (79)	18.98 (55)
56	205843	STEMMER Stefanie	GER	-	-	21.88 (56)
57	106402	VANDERBEEK Kelly	CAN	-	14 (118)	23.08 (57)
58	296473	SIORPAES Wendy	ITA	-	-	28.83 (58)
59	196460	MARCHAND-ARVIER Marie	FRA	-	-	31.68 (59)
60	485314	POPKOVA Anastasia	RUS	-	-	32.85 (60)

LEGEND**+400** More than 400 points on WCSL-O after 15th place or after 30th place**WCSL-SG** World Cup Start List points for Super-G**FIS-SG** FIS points for Super-G**WCSL-O** Overall WCSL points
No. Control Number

16-01-2004 / Cortina d'Ampezzo (ITA) / 6087

Page 2/2

Data Processing by SWATCH

www.fis-ski.com

SWATCH Timing

Generation Date: THU 15 JAN 2004

Time: 17:08 Swatch Internet Time: @713

Document: 45A 1.0

**AUDI FIS SKI WORLD CUP 2003/04**

5th LADIES SUPER-G

START LIST**Jury**

TD FIS	A. KLINAR	SLO
Referee	K. HOCH	FIS
Assistant Referee	J. TISCHHAUSER	FIS
Chief of Race	F. NUCCIOTTI	ITA

Technical Data

Course Name	Olympia delle Tofane
Start Altitude	2180 m
Finish Altitude	1580 m
Vertical Drop	600 m
Course Length	1850 m
Homologation Number	7169/05/03

Race Information

Course Setter	X. FOURNIER	FRA
Number of Gates	35	
Turning Gates	30	
Start Time	10:30	

Forerunners	A - A. SCROCCO	ITA	F - L. PIRRO	ITA
	B - R. GASPARI	ITA	G - W. DALLAGO	ITA
	C - S. MENARDI	ITA	H - F. MAZZONI	ITA
	D - J. CECCHERINI	ITA	I - A. GALASSI	ITA
	E - F. BASSOT	ITA		

Number of Competitors: 60

Bib	FIS Code	Name	Year of Birth	Nation	Time	Ski
1	295533	RECCHIA Lucia	1980	ITA		VÖLKL
2	55052	SCHNEIDER Tanja	1974	AUT		ROSSIGNOL
3	515409	BERTHOD Sylviane	1977	SUI		SALOMON
4	195837	MATTEL Magda	1980	FRA		DYNASTAR
5	536884	LUDLOW Libby	1981	USA		SALOMON
6	537545	MANCUSO Julia	1984	USA		ROSSIGNOL
7	565037	SUHADOLC Mojca	1975	SLO		ROSSIGNOL
8	515573	AUFDENBLATTEN Fraenzi	1981	SUI		SALOMON
9	55339	LECHNER Martina	1978	AUT		BLIZZARD
10	105997	BRYDON Emily	1980	CAN		SALOMON
11	295588	KOSTNER Isolde	1975	ITA		FISCHER
12	195503	SUCHET Melanie	1976	FRA		SALOMON
13	55538	WIRTH Katja	1980	AUT		BLIZZARD
14	515170	STYGER Nadia	1978	SUI		SALOMON
15	505483	PAERSON Anja	1981	SWE		SALOMON
16	55539	BERGER Silvia	1980	AUT		FISCHER
17	536477	MENDES Jonna	1979	USA		FISCHER
18	206001	RIESCH Maria	1984	GER		HEAD
19	195671	JACQUEMOD Ingrid	1978	FRA		SALOMON

**AUDI FIS SKI WORLD CUP 2003/04**

5th LADIES SUPER-G

START LIST

Number of Competitors: 60

Bib	FIS Code	Name	Year of Birth	Nation	Time	Ski
20	55261	OBERMOSER Brigitte	1976	AUT		BLIZZARD
21	536473	LALIVE Caroline	1979	USA		SALOMON
22	295136	CECCARELLI Daniela	1975	ITA		DYNASTAR
23	106056	SIMARD Genevieve	1980	CAN		ROSSIGNOL
24	205378	ERTL Martina	1973	GER		ROSSIGNOL
25	536138	CLARK Kirsten L	1977	USA		FISCHER
26	55212	MEISSNITZER Alexandra	1973	AUT		VÖLKL
27	205117	GERG Hilde	1975	GER		VÖLKL
28	55198	DORFMEISTER Michaela	1973	AUT		BLIZZARD
29	195374	MONTILLET Carole	1973	FRA		ROSSIGNOL
30	55069	GOETSCHL Renate	1975	AUT		SALOMON
31	505187	OTTOSSON Anna	1976	SWE		DYNASTAR
32	515166	PIEREN Tanja	1978	SUI		ROSSIGNOL
33	495318	RUIZ CASTILLO Carolina	1981	SPA		DYNASTAR
34	505260	HARGIN Janette	1977	SWE		ROSSIGNOL
35	205392	HAEUSL Regina	1973	GER		SALOMON
36	515348	BORGHI Catherine	1976	SUI		FISCHER
37	225206	ALCOTT Chimene	1982	GBR		FISCHER
38	55588	RUMPFHUBER Ingrid	1981	AUT		FISCHER
39	295449	KLEON Barbara	1980	ITA		DYNASTAR
40	515478	ALPIGER Ella	1979	SUI		FISCHER
41	295738	BACHMANN Silke	1977	ITA		VÖLKL
42	205119	HALTMAYR Petra	1975	GER		VÖLKL
43	295462	MAJ Chiara	1980	ITA		SALOMON
44	205820	HUBER Isabelle	1981	GER		ROSSIGNOL
45	55596	WILHELM Kathrin	1981	AUT		VÖLKL
46	195920	GIVELET Anne-Laure	1981	FRA		DYNASTAR
47	195311	DUVILLARD Julie	1978	FRA		DYNASTAR
48	296217	COLETTI Alexandra	1983	ITA		ROSSIGNOL
49	296729	FANCHINI Nadia	1986	ITA		DYNASTAR
50	105662	LEFRANCOIS Anne Marie	1977	CAN		ROSSIGNOL
51	195868	MEILLEUR Karine	1980	FRA		ROSSIGNOL
52	425001	FLEMMEN Andrine	1974	NOR		ROSSIGNOL
53	495065	RIENDA CONTRERAS Maria Jose	1975	SPA		ROSSIGNOL
54	537544	KILDOW Lindsey C.	1984	USA		ROSSIGNOL
55	515560	SCHILD Martina	1981	SUI		VÖLKL
56	205843	STEMMER Stefanie	1981	GER		ROSSIGNOL
57	106402	VANDERBEEK Kelly	1983	CAN		VÖLKL
58	296473	SIORPAES Wendy	1985	ITA		ATOMIC
59	196460	MARCHAND-ARVIER Marie	1985	FRA		SALOMON
60	485314	POPKOVA Anastasia	1982	RUS		FISCHER

**AUDI FIS SKI WORLD CUP 2003/04**

5th LADIES SUPER-G

OFFICIAL RESULTS**Jury**

TD FIS	A. KLINAR	SLO
Referee	K. HOCH	FIS
Assistant Referee	J. TISCHHAUSER	FIS
Chief of Race	F. NUCCIOTTI	ITA

Technical Data

Course Name	Olympia delle Tofane
Start Altitude	2180 m
Finish Altitude	1580 m
Vertical Drop	600 m
Course Length	1850 m
Homologation Number	7169/05/03

Race Information

Course Setter	X. FOURNIER	FRA
Number of Gates	35	
Turning Gates	30	
Start Time	10:30	

Forerunners	A - A. SCROCCO	ITA	F - L. PIRRO	ITA
	B - R. GASPARI	ITA	G - W. DALLAGO	ITA
	C - S. MENARDI	ITA	H - F. MAZZONI	ITA
	D - J. CECCHERINI	ITA	I - A. GALASSI	ITA
	E - F. BASSOT	ITA		

Weather: Sunny Snow: Hard Temperature – Start: –10 °C Finish: –7 °C F–factor: 980

Number of Competitors: 60

Rank	Bib	FIS Code	Name	Year of Birth	Nation	Time	Diff.	Race Points	Ski
1	30	55069	GOETSCHL Renate	1975	AUT	1:10.59		0.00	SALOMON
2	24	205378	ERTL Martina	1973	GER	1:10.92	0.33	4.58	ROSSIGNOL
3	27	205117	GERG Hilde	1975	GER	1:11.02	0.43	5.97	VÖLKL
4	29	195374	MONTILLET Carole	1973	FRA	1:11.10	0.51	7.08	ROSSIGNOL
5	8	515573	AUFDENBLATTEN Fraenzi	1981	SUI	1:11.43	0.84	11.66	SALOMON
6	12	195503	SUCHET Melanie	1976	FRA	1:11.45	0.86	11.94	SALOMON
7	18	206001	RIESCH Maria	1984	GER	1:11.51	0.92	12.77	HEAD
8	26	55212	MEISSNITZER Alexandra	1973	AUT	1:11.71	1.12	15.55	VÖLKL
9	25	536138	CLARK Kirsten L	1977	USA	1:11.77	1.18	16.38	FISCHER
10	14	515170	STYGER Nadia	1978	SUI	1:11.89	1.30	18.05	SALOMON
11	39	295449	KLEON Barbara	1980	ITA	1:12.16	1.57	21.80	DYNASTAR
12	21	536473	LALIVE Caroline	1979	USA	1:12.17	1.58	21.94	SALOMON
12	1	295533	RECCHIA Lucia	1980	ITA	1:12.17	1.58	21.94	VÖLKL
14	15	505483	PAERSON Anja	1981	SWE	1:12.18	1.59	22.07	SALOMON
15	16	55539	BERGER Silvia	1980	AUT	1:12.25	1.66	23.05	FISCHER
16	10	105997	BRYDON Emily	1980	CAN	1:12.28	1.69	23.46	SALOMON

#591 _____

**AUDI FIS SKI WORLD CUP 2003/04**

5th LADIES SUPER-G

OFFICIAL RESULTS

Number of Competitors: 60

Rank	Bib	FIS Code	Name	Year of Birth	Nation	Time	Diff.	Race Points	Ski
16	5	536884	LUDLOW Libby	1981	USA	1:12.28	1.69	23.46	SALOMON
18	28	55198	DORFMEISTER Michaela	1973	AUT	1:12.29	1.70	23.60	BLIZZARD
19	37	225206	ALCOTT Chimene	1982	GBR	1:12.30	1.71	23.74	FISCHER
20	11	295588	KOSTNER Isolde	1975	ITA	1:12.31	1.72	23.88	FISCHER
20	2	55052	SCHNEIDER Tanja	1974	AUT	1:12.31	1.72	23.88	ROSSIGNOL
22	9	55339	LECHNER Martina	1978	AUT	1:12.39	1.80	24.99	BLIZZARD
23	42	205119	HALTMAYR Petra	1975	GER	1:12.40	1.81	25.13	VÖLKL
24	34	505260	HARGIN Janette	1977	SWE	1:12.41	1.82	25.27	ROSSIGNOL
25	48	296217	COLETTI Alexandra	1983	ITA	1:12.43	1.84	25.54	ROSSIGNOL
26	20	55261	OBERMOSER Brigitte	1976	AUT	1:12.44	1.85	25.68	BLIZZARD
27	7	565037	SUHADOLC Mojca	1975	SLO	1:12.49	1.90	26.38	ROSSIGNOL
28	6	537545	MANCUSO Julia	1984	USA	1:12.51	1.92	26.66	ROSSIGNOL
29	17	536477	MENDES Jonna	1979	USA	1:12.53	1.94	26.93	FISCHER
30	13	55538	WIRTH Katja	1980	AUT	1:12.60	2.01	27.90	BLIZZARD
31	52	425001	FLEMMEN Andrine	1974	NOR	1:12.63	2.04	28.32	ROSSIGNOL
32	36	515348	BORGHI Catherine	1976	SUI	1:12.66	2.07	28.74	FISCHER
33	22	295136	CECCARELLI Daniela	1975	ITA	1:12.67	2.08	28.88	DYNASTAR
34	35	205392	HAEUSL Regina	1973	GER	1:12.74	2.15	29.85	SALOMON
35	19	195671	JACQUEMOD Ingrid	1978	FRA	1:12.77	2.18	30.26	SALOMON
36	45	55596	WILHELM Kathrin	1981	AUT	1:12.81	2.22	30.82	VÖLKL
37	33	495318	RUIZ CASTILLO Carolina	1981	SPA	1:12.94	2.35	32.63	DYNASTAR
38	40	515478	ALPIGER Ella	1979	SUI	1:13.03	2.44	33.87	FISCHER
38	31	505187	OTTOSSON Anna	1976	SWE	1:13.03	2.44	33.87	DYNASTAR
40	43	295462	MAJ Chiara	1980	ITA	1:13.06	2.47	34.29	SALOMON
41	57	106402	VANDERBEEK Kelly	1983	CAN	1:13.12	2.53	35.12	VÖLKL
42	50	105662	LEFRANCOIS Anne Marie	1977	CAN	1:13.16	2.57	35.68	ROSSIGNOL
43	54	537544	KILDOW Lindsey C.	1984	USA	1:13.18	2.59	35.96	ROSSIGNOL
44	51	195868	MEILLEUR Karine	1980	FRA	1:13.24	2.65	36.79	ROSSIGNOL
45	32	515166	PIEREN Tanja	1978	SUI	1:13.41	2.82	39.15	ROSSIGNOL
46	46	195920	GIVELET Anne-Laure	1981	FRA	1:13.46	2.87	39.84	DYNASTAR
47	3	515409	BERTHOD Sylviane	1977	SUI	1:13.48	2.89	40.12	SALOMON
48	55	515560	SCHILD Martina	1981	SUI	1:13.50	2.91	40.40	VÖLKL
49	41	295738	BACHMANN Silke	1977	ITA	1:13.52	2.93	40.68	VÖLKL
50	4	195837	MATTEL Magda	1980	FRA	1:13.53	2.94	40.82	DYNASTAR
51	59	196460	MARCHAND-ARVIER Marie	1985	FRA	1:13.87	3.28	45.54	SALOMON
52	58	296473	SIORPAES Wendy	1985	ITA	1:14.01	3.42	47.48	ATOMIC
53	60	485314	POPKOVA Anastasia	1982	RUS	1:14.77	4.18	58.03	FISCHER

DID NOT START: 1 competitor

53	495065	RIENDA CONTRERAS M.	1975	SPA					ROSSIGNOL
----	--------	---------------------	------	-----	--	--	--	--	-----------

DID NOT FINISH: 6 competitors

23	106056	SIMARD Genevieve	1980	CAN					ROSSIGNOL
38	55588	RUMPFHUBER Ingrid	1981	AUT					FISCHER
44	205820	HUBER Isabelle	1981	GER					ROSSIGNOL
47	195311	DUVILLARD Julie	1978	FRA					DYNASTAR

#591

**AUDI FIS SKI WORLD CUP 2003/04**

5th LADIES SUPER-G

OFFICIAL RESULTS**Number of Competitors: 60**

Rank	Bib	FIS Code	Name	Year of Birth	Nation	Time	Diff.	Race Points	Ski
	49	296729	FANCHINI Nadia	1986	ITA				DYNASTAR
	56	205843	STEMMER Stefanie	1981	GER				ROSSIGNOL

Technical Delegate:

A. KLINAR (SLO) #591

**AUDI FIS SKI WORLD CUP 2003/04**

5th LADIES SUPER-G

PENALTY CALCULATION**Best 10 at Finish**

Rank	Bib	FIS Code	Name	Nation	FIS Points	Best 5	Race Points
1	30	55069	GOETSCHL Renate	AUT	0.00	0.00	0.00
2	24	205378	ERTL Martina	GER	3.59		
3	27	205117	GERG Hilde	GER	2.77	2.77	5.97
4	29	195374	MONTILLET Carole	FRA	0.98	0.98	7.08
5	8	515573	AUFDENBLATTEN Fraenzi	SUI	5.85		
6	12	195503	SUCHET Melanie	FRA	5.68		
7	18	206001	RIESCH Maria	GER	8.28		
8	26	55212	MEISSNITZER Alexandra	AUT	1.77	1.77	15.55
9	25	536138	CLARK Kirsten L	USA	2.49	2.49	16.38
10	14	515170	STYGER Nadia	SUI	5.88		

Best 5 FIS Points at Start

Rank	Bib	FIS Code	Name	Nation	FIS Points
1	30	55069	GOETSCHL Renate	AUT	0.00
4	29	195374	MONTILLET Carole	FRA	0.98
18	28	55198	DORFMEISTER Michaela	AUT	1.31
8	26	55212	MEISSNITZER Alexandra	AUT	1.77
9	25	536138	CLARK Kirsten L	USA	2.49

TOTALS:	
FIS Points of Best 5 at Start (B)	<u>6.55</u>
FIS Points of Best at Finish in Top 10 (A)	<u>8.01</u>
Race Points of Corresponding Competitors (C)	<u>44.98</u>
Calculated Penalty (A+B-C) : 10 =>	-3.042
Rounded	-3.04
Category Adder	0.00
Correction Value (Z)	-8.98
Calculated Penalty	5.94
Penalty Applied	0.00

Technical Delegate:
A. KLINAR (SLO) #591



AUDI FIS SKI WORLD CUP 2003/04
5th LADIES SUPER-G
PERFORMANCE ANALYSIS 1



Number of Competitors: 53

Rank	Bib	Name	Nation	Positions			Partials			Difference		Speed		
				Pos.	Time	Rank	Pos.	Time	Rank	Time	Dist(m)	Pos.	km/h	Rank
1	30	GOETSCHL Renate	AUT	Int1: 28.40 (3) Int2: 50.46 (1) Fin: 1:10.59 (1)	I1-I2: 22.06 (1) I2-Fin: 20.13 (2)	0.12 0.00 0.00			0.00	0.00	Sp1: 96.65 (8) Avg.: 94.35			
2	24	ERTL Martina	GER	Int1: 28.28 (1) Int2: 50.48 (2) Fin: 1:10.92 (2)	I1-I2: 22.20 (3) I2-Fin: 20.44 (6)	0.00 0.02 0.33		8.61			Sp1: 90.41 (33) Avg.: 93.91			
3	27	GERG Hilde	GER	Int1: 28.39 (2) Int2: 50.90 (4) Fin: 1:11.02 (3)	I1-I2: 22.51 (18) I2-Fin: 20.12 (1)	0.11 0.44 0.43		11.20			Sp1: 92.11 (26) Avg.: 93.78			
4	29	MONTILLET Carole	FRA	Int1: 28.50 (4) Int2: 50.87 (3) Fin: 1:11.10 (4)	I1-I2: 22.37 (9) I2-Fin: 20.23 (3)	0.22 0.41 0.51		13.27			Sp1: 96.88 (6) Avg.: 93.67			
5	8	AUFDENBLATTEN Fraenzi	SUI	Int1: 28.72 (12) Int2: 50.90 (4) Fin: 1:11.43 (5)	I1-I2: 22.18 (2) I2-Fin: 20.53 (9)	0.44 0.44 0.84		21.76			Sp1: 96.65 (8) Avg.: 93.24			
6	12	SUCHET Melanie	FRA	Int1: 28.59 (7) Int2: 51.07 (8) Fin: 1:11.45 (6)	I1-I2: 22.48 (14) I2-Fin: 20.38 (4)	0.31 0.61 0.86		22.27			Sp1: 90.41 (33) Avg.: 93.21			
7	18	RIESCH Maria	GER	Int1: 28.71 (11) Int2: 51.07 (8) Fin: 1:11.51 (7)	I1-I2: 22.36 (8) I2-Fin: 20.44 (6)	0.43 0.61 0.92		23.80			Sp1: 90.20 (35) Avg.: 93.13			
8	26	MEISSNITZER Alexandra	AUT	Int1: 28.51 (5) Int2: 51.01 (7) Fin: 1:11.71 (8)	I1-I2: 22.50 (16) I2-Fin: 20.70 (16)	0.23 0.55 1.12		28.89			Sp1: 94.32 (18) Avg.: 92.87			
9	25	CLARK Kirsten L	USA	Int1: 28.93 (26) Int2: 51.13 (11) Fin: 1:11.77 (9)	I1-I2: 22.20 (3) I2-Fin: 20.64 (12)	0.65 0.67 1.18		30.42			Sp1: 92.32 (25) Avg.: 92.80			
10	14	STYGER Nadia	SUI	Int1: 28.55 (6) Int2: 50.90 (4) Fin: 1:11.89 (10)	I1-I2: 22.35 (7) I2-Fin: 20.99 (33)	0.27 0.44 1.30		33.45			Sp1: 95.24 (14) Avg.: 92.64			
11	39	KLEON Barbara	ITA	Int1: 28.85 (21) Int2: 51.38 (15) Fin: 1:12.16 (11)	I1-I2: 22.53 (19) I2-Fin: 20.78 (22)	0.57 0.92 1.57		40.25			Sp1: 89.79 (37) Avg.: 92.29			
12	21	LALIVE Caroline	USA	Int1: 29.20 (45) Int2: 51.60 (21) Fin: 1:12.17 (12)	I1-I2: 22.40 (10) I2-Fin: 20.57 (10)	0.92 1.14 1.58		40.50			Sp1: 87.98 (45) Avg.: 92.28			
12	1	RECCHIA Lucia	ITA	Int1: 28.62 (8) Int2: 51.09 (10) Fin: 1:12.17 (12)	I1-I2: 22.47 (13) I2-Fin: 21.08 (41)	0.34 0.63 1.58		40.50			Sp1: 93.42 (21) Avg.: 92.28			



AUDI FIS SKI WORLD CUP 2003/04
5th LADIES SUPER-G
PERFORMANCE ANALYSIS 1



Number of Competitors: 53

Rank	Bib	Name	Nation	Positions			Partials			Difference		Speed	
				Pos.	Time	Rank	Pos.	Time	Rank	Time	Dist(m)	Pos.	km/h
14	15	PAERSON Anja	SWE	Int1: 28.81 (19) Int2: 51.14 (12) Fin: 1:12.18 (14)	I1-I2: 22.33 (6) I2-Fin: 21.04 (37)	0.53 0.68 1.59	40.75	Sp1: 96.41 (11) Avg.: 92.27					
15	16	BERGER Silvia	AUT	Int1: 29.15 (42) Int2: 51.47 (20) Fin: 1:12.25 (15)	I1-I2: 22.32 (5) I2-Fin: 20.78 (22)	0.87 1.01 1.66	42.51	Sp1: 95.24 (14) Avg.: 92.18					
16	10	BRYDON Emily	CAN	Int1: 29.13 (39) Int2: 51.87 (37) Fin: 1:12.28 (16)	I1-I2: 22.74 (28) I2-Fin: 20.41 (5)	0.85 1.41 1.69	43.26	Sp1: 84.20 (52) Avg.: 92.14					
16	5	LUDLOW Libby	USA	Int1: 28.89 (24) Int2: 51.39 (16) Fin: 1:12.28 (16)	I1-I2: 22.50 (16) I2-Fin: 20.89 (27)	0.61 0.93 1.69	43.26	Sp1: 94.55 (17) Avg.: 92.14					
18	28	DORFMEISTER Michaela	AUT	Int1: 28.74 (14) Int2: 51.33 (14) Fin: 1:12.29 (18)	I1-I2: 22.59 (21) I2-Fin: 20.96 (32)	0.46 0.87 1.70	43.51	Sp1: 98.10 (4) Avg.: 92.13					
19	37	ALCOTT Chimene	GBR	Int1: 28.96 (28) Int2: 51.44 (17) Fin: 1:12.30 (19)	I1-I2: 22.48 (14) I2-Fin: 20.86 (25)	0.68 0.98 1.71	43.76	Sp1: 88.77 (43) Avg.: 92.12					
20	11	KOSTNER Isolde	ITA	Int1: 28.75 (15) Int2: 51.82 (34) Fin: 1:12.31 (20)	I1-I2: 23.07 (45) I2-Fin: 20.49 (8)	0.47 1.36 1.72	44.00	Sp1: 92.76 (23) Avg.: 92.10					
20	2	SCHNEIDER Tanja	AUT	Int1: 28.99 (30) Int2: 51.65 (24) Fin: 1:12.31 (20)	I1-I2: 22.66 (22) I2-Fin: 20.66 (14)	0.71 1.19 1.72	44.00	Sp1: 90.62 (32) Avg.: 92.10					
22	9	LECHNER Martina	AUT	Int1: 28.88 (23) Int2: 51.65 (24) Fin: 1:12.39 (22)	I1-I2: 22.77 (30) I2-Fin: 20.74 (19)	0.60 1.19 1.80	46.00	Sp1: 89.58 (41) Avg.: 92.00					
23	42	HALTMAYR Petra	GER	Int1: 28.67 (10) Int2: 51.45 (19) Fin: 1:12.40 (23)	I1-I2: 22.78 (32) I2-Fin: 20.95 (30)	0.39 0.99 1.81	46.25	Sp1: 85.86 (51) Avg.: 91.99					
24	34	HARGIN Janette	SWE	Int1: 28.73 (13) Int2: 51.81 (32) Fin: 1:12.41 (24)	I1-I2: 23.08 (46) I2-Fin: 20.60 (11)	0.45 1.35 1.82	46.50	Sp1: 89.18 (42) Avg.: 91.98					
25	48	COLETTI Alexandra	ITA	Int1: 29.00 (31) Int2: 51.69 (27) Fin: 1:12.43 (25)	I1-I2: 22.69 (23) I2-Fin: 20.74 (19)	0.72 1.23 1.84	47.00	Sp1: 101.13 (1) Avg.: 91.95					
26	20	OBERMOSER Brigitte	AUT	Int1: 28.63 (9) Int2: 51.44 (17) Fin: 1:12.44 (26)	I1-I2: 22.81 (36) I2-Fin: 21.00 (35)	0.35 0.98 1.85	47.25	Sp1: 96.41 (11) Avg.: 91.94					
27	7	SUHADOLC Mojca	SLO	Int1: 29.04 (35) Int2: 51.77 (30) Fin: 1:12.49 (27)	I1-I2: 22.73 (27) I2-Fin: 20.72 (17)	0.76 1.31 1.90	48.49	Sp1: 93.20 (22) Avg.: 91.87					
28	6	MANCUSO Julia	USA	Int1: 29.17 (43) Int2: 51.86 (35) Fin: 1:12.51 (28)	I1-I2: 22.69 (23) I2-Fin: 20.65 (13)	0.89 1.40 1.92	48.99	Sp1: 97.36 (5) Avg.: 91.85					
29	17	MENDES Jonna	USA	Int1: 29.02 (32) Int2: 51.81 (32) Fin: 1:12.53 (29)	I1-I2: 22.79 (33) I2-Fin: 20.72 (17)	0.74 1.35 1.94	49.48	Sp1: 88.17 (44) Avg.: 91.82					
30	13	WIRTH Katja	AUT	Int1: 28.90 (25) Int2: 51.32 (13) Fin: 1:12.60 (30)	I1-I2: 22.42 (11) I2-Fin: 21.28 (49)	0.62 0.86 2.01	51.22	Sp1: 100.35 (2) Avg.: 91.74					



AUDI FIS SKI WORLD CUP 2003/04
5th LADIES SUPER-G
PERFORMANCE ANALYSIS 1



Number of Competitors: 53

Rank	Bib	Name	Nation	Positions			Partials			Difference		Speed	
				Pos.	Time	Rank	Pos.	Time	Rank	Time	Dist(m)	Pos.	km/h
31	52	FLEMMEN Andrine	NOR	Int1: 29.03 (34) Int2: 51.74 (28) Fin: 1:12.63 (31)	I1-I2: 22.71 (26) I2-Fin: 20.89 (27)	0.75 1.28 2.04	51.96	Sp1: 87.39 (48) Avg.: 91.70					
32	36	BORGHİ Catherine	SUI	Int1: 29.06 (36) Int2: 51.89 (38) Fin: 1:12.66 (32)	I1-I2: 22.83 (37) I2-Fin: 20.77 (21)	0.78 1.43 2.07	52.70	Sp1: 91.04 (30) Avg.: 91.66					
33	22	CECCARELLI Daniela	ITA	Int1: 29.10 (38) Int2: 51.89 (38) Fin: 1:12.67 (33)	I1-I2: 22.79 (33) I2-Fin: 20.78 (22)	0.82 1.43 2.08	52.95	Sp1: 87.00 (49) Avg.: 91.65					
34	35	HAEUSL Regina	GER	Int1: 28.77 (17) Int2: 51.86 (35) Fin: 1:12.74 (34)	I1-I2: 23.09 (47) I2-Fin: 20.88 (26)	0.49 1.40 2.15	54.68	Sp1: 90.83 (31) Avg.: 91.56					
35	19	JACQUEMOD Ingrid	FRA	Int1: 29.25 (46) Int2: 51.68 (26) Fin: 1:12.77 (35)	I1-I2: 22.43 (12) I2-Fin: 21.09 (42)	0.97 1.22 2.18	55.42	Sp1: 96.65 (8) Avg.: 91.52					
36	45	WILHELM Kathrin	AUT	Int1: 28.77 (17) Int2: 51.64 (23) Fin: 1:12.81 (36)	I1-I2: 22.87 (40) I2-Fin: 21.17 (45)	0.49 1.18 2.22	56.41	Sp1: 90.00 (36) Avg.: 91.47					
37	33	RUIZ CASTILLO Carolina	SPA	Int1: 28.76 (16) Int2: 51.74 (28) Fin: 1:12.94 (37)	I1-I2: 22.98 (42) I2-Fin: 21.20 (47)	0.48 1.28 2.35	59.60	Sp1: 96.17 (13) Avg.: 91.31					
38	40	ALPIGER Ella	SUI	Int1: 29.13 (39) Int2: 51.99 (41) Fin: 1:13.03 (38)	I1-I2: 22.86 (38) I2-Fin: 21.04 (37)	0.85 1.53 2.44	61.81	Sp1: 87.00 (49) Avg.: 91.20					
38	31	OTTOSSON Anna	SWE	Int1: 28.83 (20) Int2: 52.10 (44) Fin: 1:13.03 (38)	I1-I2: 23.27 (49) I2-Fin: 20.93 (29)	0.55 1.64 2.44	61.81	Sp1: 81.58 (53) Avg.: 91.20					
40	43	MAJ Chiara	ITA	Int1: 29.02 (32) Int2: 52.03 (43) Fin: 1:13.06 (40)	I1-I2: 23.01 (44) I2-Fin: 21.03 (36)	0.74 1.57 2.47	62.54	Sp1: 87.58 (47) Avg.: 91.16					
41	57	VANDERBEEK Kelly	CAN	Int1: 28.98 (29) Int2: 52.13 (45) Fin: 1:13.12 (41)	I1-I2: 23.15 (48) I2-Fin: 20.99 (33)	0.70 1.67 2.53	64.01	Sp1: 92.11 (26) Avg.: 91.08					
42	50	LEFRANCOIS Anne Marie	CAN	Int1: 29.19 (44) Int2: 52.47 (48) Fin: 1:13.16 (42)	I1-I2: 23.28 (50) I2-Fin: 20.69 (15)	0.91 2.01 2.57	64.99	Sp1: 91.89 (28) Avg.: 91.03					
43	54	KILDOW Lindsey C.	USA	Int1: 29.14 (41) Int2: 52.00 (42) Fin: 1:13.18 (43)	I1-I2: 22.86 (38) I2-Fin: 21.18 (46)	0.86 1.54 2.59	65.48	Sp1: 95.24 (14) Avg.: 91.01					
44	51	MEILLEUR Karine	FRA	Int1: 28.87 (22) Int2: 51.61 (22) Fin: 1:13.24 (44)	I1-I2: 22.74 (28) I2-Fin: 21.63 (52)	0.59 1.15 2.65	66.94	Sp1: 96.88 (6) Avg.: 90.93					
45	32	PIEREN Tanja	SUI	Int1: 29.45 (50) Int2: 52.25 (46) Fin: 1:13.41 (45)	I1-I2: 22.80 (35) I2-Fin: 21.16 (44)	1.17 1.79 2.82	71.07	Sp1: 89.79 (37) Avg.: 90.72					
46	46	GIVELET Anne-Laure	FRA	Int1: 29.42 (49) Int2: 52.41 (47) Fin: 1:13.46 (46)	I1-I2: 22.99 (43) I2-Fin: 21.05 (39)	1.14 1.95 2.87	72.28	Sp1: 89.79 (37) Avg.: 90.66					
47	3	BERTHOD Sylviane	SUI	Int1: 29.40 (48) Int2: 51.93 (40) Fin: 1:13.48 (47)	I1-I2: 22.53 (19) I2-Fin: 21.55 (51)	1.12 1.47 2.89	72.76	Sp1: 93.65 (20) Avg.: 90.64					



AUDI FIS SKI WORLD CUP 2003/04
5th LADIES SUPER-G
PERFORMANCE ANALYSIS 1



Number of Competitors: 53

Rank	Bib	Name	Nation	Positions			Partials			Difference		Speed	
				Pos.	Time	Rank	Pos.	Time	Rank	Time	Dist(m)	Pos.	km/h
48	55	SCHILD Martina	SUI	Int1: 29.78 (53) Int2: 52.55 (50) Fin: 1:13.50 (48)	I1-I2: 22.77 (30) I2-Fin: 20.95 (30)	1.50 2.09 2.91	73.24	Sp1: 92.54 (24) Avg.: 90.61					
49	41	BACHMANN Silke	ITA	Int1: 29.09 (37) Int2: 51.78 (31) Fin: 1:13.52 (49)	I1-I2: 22.69 (23) I2-Fin: 21.74 (53)	0.81 1.32 2.93	73.73	Sp1: 99.59 (3) Avg.: 90.59					
50	4	MATTEL Magda	FRA	Int1: 29.55 (51) Int2: 52.47 (48) Fin: 1:13.53 (50)	I1-I2: 22.92 (41) I2-Fin: 21.06 (40)	1.27 2.01 2.94	73.97	Sp1: 94.10 (19) Avg.: 90.58					
51	59	MARCHAND-ARVIER Marie	FRA	Int1: 29.28 (47) Int2: 52.61 (51) Fin: 1:13.87 (51)	I1-I2: 23.33 (51) I2-Fin: 21.26 (48)	1.00 2.15 3.28	82.14	Sp1: 91.89 (28) Avg.: 90.16					
52	58	SIORPAES Wendy	ITA	Int1: 28.95 (27) Int2: 52.91 (52) Fin: 1:14.01 (52)	I1-I2: 23.96 (53) I2-Fin: 21.10 (43)	0.67 2.45 3.42	85.49	Sp1: 89.79 (37) Avg.: 89.99					
53	60	POPKOVA Anastasia	RUS	Int1: 29.72 (52) Int2: 53.38 (53) Fin: 1:14.77 (53)	I1-I2: 23.66 (52) I2-Fin: 21.39 (50)	1.44 2.92 4.18	103.42	Sp1: 87.78 (46) Avg.: 89.07					

LEGEND							
Pos	Intermediate or Speed Position	Dist(m)	Distance behind the first	Int2:	Intermediate 2	Fin:	Finish
Avg.	Average Speed for the race	Int1:	Intermediate 1	Sp1:	Speed Trap 1		



AUDI FIS SKI WORLD CUP 2003/04
5th LADIES SUPER-G
PERFORMANCE ANALYSIS 2



Number of Competitors: 60

Bib	Name	Nation	Positions			Partials			Difference		Speed		
			Pos.	Time	Rank	Pos.	Time	Rank	Time	Dist(m)	Pos.	km/h	Rank
1	RECCHIA Lucia	ITA	Int1: 28.62 (9) Int2: 51.09 (11) Fin: 1:12.17 (12)	I1-I2: 22.47 (14) I2-Fin: 21.08 (41)	0.34 0.63 1.58	40.50	Sp1: 93.42 (25) Avg.: 92.28						
2	SCHNEIDER Tanja	AUT	Int1: 28.99 (34) Int2: 51.65 (26) Fin: 1:12.31 (20)	I1-I2: 22.66 (24) I2-Fin: 20.66 (14)	0.71 1.19 1.72	44.00	Sp1: 90.62 (36) Avg.: 92.10						
3	BERTHOD Sylviane	SUI	Int1: 29.40 (52) Int2: 51.93 (42) Fin: 1:13.48 (47)	I1-I2: 22.53 (21) I2-Fin: 21.55 (51)	1.12 1.47 2.89	72.76	Sp1: 93.65 (24) Avg.: 90.64						
4	MATTEL Magda	FRA	Int1: 29.55 (56) Int2: 52.47 (52) Fin: 1:13.53 (50)	I1-I2: 22.92 (45) I2-Fin: 21.06 (40)	1.27 2.01 2.94	73.97	Sp1: 94.10 (23) Avg.: 90.58						
5	LUDLOW Libby	USA	Int1: 28.89 (28) Int2: 51.39 (17) Fin: 1:12.28 (16)	I1-I2: 22.50 (17) I2-Fin: 20.89 (27)	0.61 0.93 1.69	43.26	Sp1: 94.55 (21) Avg.: 92.14						
6	MANCUSO Julia	USA	Int1: 29.17 (47) Int2: 51.86 (37) Fin: 1:12.51 (28)	I1-I2: 22.69 (25) I2-Fin: 20.65 (13)	0.89 1.40 1.92	48.99	Sp1: 97.36 (7) Avg.: 91.85						
7	SUHADOLC Mojca	SLO	Int1: 29.04 (39) Int2: 51.77 (32) Fin: 1:12.49 (27)	I1-I2: 22.73 (29) I2-Fin: 20.72 (17)	0.76 1.31 1.90	48.49	Sp1: 93.20 (26) Avg.: 91.87						
8	AUFDENBLATTEN Fraenzi	SUI	Int1: 28.72 (13) Int2: 50.90 (5) Fin: 1:11.43 (5)	I1-I2: 22.18 (2) I2-Fin: 20.53 (9)	0.44 0.44 0.84	21.76	Sp1: 96.65 (11) Avg.: 93.24						
9	LECHNER Martina	AUT	Int1: 28.88 (27) Int2: 51.65 (26) Fin: 1:12.39 (22)	I1-I2: 22.77 (33) I2-Fin: 20.74 (19)	0.60 1.19 1.80	46.00	Sp1: 89.58 (45) Avg.: 92.00						
10	BRYDON Emily	CAN	Int1: 29.13 (43) Int2: 51.87 (39) Fin: 1:12.28 (16)	I1-I2: 22.74 (30) I2-Fin: 20.41 (5)	0.85 1.41 1.69	43.26	Sp1: 84.20 (56) Avg.: 92.14						
11	KOSTNER Isolde	ITA	Int1: 28.75 (17) Int2: 51.82 (36) Fin: 1:12.31 (20)	I1-I2: 23.07 (49) I2-Fin: 20.49 (8)	0.47 1.36 1.72	44.00	Sp1: 92.76 (27) Avg.: 92.10						
12	SUCHET Melanie	FRA	Int1: 28.59 (8) Int2: 51.07 (9) Fin: 1:11.45 (6)	I1-I2: 22.48 (15) I2-Fin: 20.38 (4)	0.31 0.61 0.86	22.27	Sp1: 90.41 (37) Avg.: 93.21						
13	WIRTH Katja	AUT	Int1: 28.90 (29) Int2: 51.32 (14) Fin: 1:12.60 (30)	I1-I2: 22.42 (12) I2-Fin: 21.28 (49)	0.62 0.86 2.01	51.22	Sp1: 100.35 (3) Avg.: 91.74						



AUDI FIS SKI WORLD CUP 2003/04
5th LADIES SUPER-G
PERFORMANCE ANALYSIS 2



Number of Competitors: 60

Bib	Name	Nation	Positions			Partials			Difference		Speed	
			Pos.	Time	Rank	Pos.	Time	Rank	Time	Dist(m)	Pos.	km/h
14	STYGER Nadia	SUI	Int1: 28.55 (7) Int2: 50.90 (5) Fin: 1:11.89 (10)	I1-I2: 22.35 (8) I2-Fin: 20.99 (33)	0.27 0.44 1.30	33.45	Sp1: 95.24 (17) Avg.: 92.64					
15	PAERSON Anja	SWE	Int1: 28.81 (22) Int2: 51.14 (13) Fin: 1:12.18 (14)	I1-I2: 22.33 (7) I2-Fin: 21.04 (37)	0.53 0.68 1.59	40.75	Sp1: 96.41 (14) Avg.: 92.27					
16	BERGER Silvia	AUT	Int1: 29.15 (46) Int2: 51.47 (21) Fin: 1:12.25 (15)	I1-I2: 22.32 (6) I2-Fin: 20.78 (22)	0.87 1.01 1.66	42.51	Sp1: 95.24 (17) Avg.: 92.18					
17	MENDES Jonna	USA	Int1: 29.02 (36) Int2: 51.81 (34) Fin: 1:12.53 (29)	I1-I2: 22.79 (36) I2-Fin: 20.72 (17)	0.74 1.35 1.94	49.48	Sp1: 88.17 (48) Avg.: 91.82					
18	RIESCH Maria	GER	Int1: 28.71 (12) Int2: 51.07 (9) Fin: 1:11.51 (7)	I1-I2: 22.36 (9) I2-Fin: 20.44 (6)	0.43 0.61 0.92	23.80	Sp1: 90.20 (39) Avg.: 93.13					
19	JACQUEMOD Ingrid	FRA	Int1: 29.25 (50) Int2: 51.68 (28) Fin: 1:12.77 (35)	I1-I2: 22.43 (13) I2-Fin: 21.09 (42)	0.97 1.22 2.18	55.42	Sp1: 96.65 (11) Avg.: 91.52					
20	OBERMOSER Brigitte	AUT	Int1: 28.63 (10) Int2: 51.44 (18) Fin: 1:12.44 (26)	I1-I2: 22.81 (40) I2-Fin: 21.00 (35)	0.35 0.98 1.85	47.25	Sp1: 96.41 (14) Avg.: 91.94					
21	LALIVE Caroline	USA	Int1: 29.20 (49) Int2: 51.60 (23) Fin: 1:12.17 (12)	I1-I2: 22.40 (11) I2-Fin: 20.57 (10)	0.92 1.14 1.58	40.50	Sp1: 87.98 (49) Avg.: 92.28					
22	CECCARELLI Daniela	ITA	Int1: 29.10 (42) Int2: 51.89 (40) Fin: 1:12.67 (33)	I1-I2: 22.79 (36) I2-Fin: 20.78 (22)	0.82 1.43 2.08	52.95	Sp1: 87.00 (53) Avg.: 91.65					
23	SIMARD Genevieve	CAN	Int1: 28.29 (2) Int2: 50.48 (2) Fin: DNF	I1-I2: 22.19 (3) I2-Fin:	0.01 0.02		Sp1: 99.34 (5) Avg.:					
24	ERTL Martina	GER	Int1: 28.28 (1) Int2: 50.48 (2) Fin: 1:10.92 (2)	I1-I2: 22.20 (4) I2-Fin: 20.44 (6)	0.00 0.02 0.33	8.61	Sp1: 90.41 (37) Avg.: 93.91					
25	CLARK Kirsten L	USA	Int1: 28.93 (30) Int2: 51.13 (12) Fin: 1:11.77 (9)	I1-I2: 22.20 (4) I2-Fin: 20.64 (12)	0.65 0.67 1.18	30.42	Sp1: 92.32 (29) Avg.: 92.80					
26	MEISSNITZER Alexandra	AUT	Int1: 28.51 (6) Int2: 51.01 (8) Fin: 1:11.71 (8)	I1-I2: 22.50 (17) I2-Fin: 20.70 (16)	0.23 0.55 1.12	28.89	Sp1: 94.32 (22) Avg.: 92.87					
27	GERG Hilde	GER	Int1: 28.39 (3) Int2: 50.90 (5) Fin: 1:11.02 (3)	I1-I2: 22.51 (19) I2-Fin: 20.12 (1)	0.11 0.44 0.43	11.20	Sp1: 92.11 (30) Avg.: 93.78					
28	DORFMEISTER Michaela	AUT	Int1: 28.74 (15) Int2: 51.33 (15) Fin: 1:12.29 (18)	I1-I2: 22.59 (23) I2-Fin: 20.96 (32)	0.46 0.87 1.70	43.51	Sp1: 98.10 (6) Avg.: 92.13					
29	MONTILLET Carole	FRA	Int1: 28.50 (5) Int2: 50.87 (4) Fin: 1:11.10 (4)	I1-I2: 22.37 (10) I2-Fin: 20.23 (3)	0.22 0.41 0.51	13.27	Sp1: 96.88 (8) Avg.: 93.67					
30	GOETSCHL Renate	AUT	Int1: 28.40 (4) Int2: 50.46 (1) Fin: 1:10.59 (1)	I1-I2: 22.06 (1) I2-Fin: 20.13 (2)	0.12 0.00 0.00	0.00	Sp1: 96.65 (11) Avg.: 94.35					



AUDI FIS SKI WORLD CUP 2003/04
5th LADIES SUPER-G
PERFORMANCE ANALYSIS 2



Number of Competitors: 60

Bib	Name	Nation	Positions			Partials			Difference		Speed	
			Pos.	Time	Rank	Pos.	Time	Rank	Time	Dist(m)	Pos.	km/h
31	OTTOSSON Anna	SWE	Int1: 28.83 (23) Int2: 52.10 (46) Fin: 1:13.03 (38)	I1-I2: 23.27 (53) I2-Fin: 20.93 (29)	0.55 1.64 2.44	61.81	Sp1: 81.58 (57) Avg.: 91.20					
32	PIEREN Tanja	SUI	Int1: 29.45 (54) Int2: 52.25 (49) Fin: 1:13.41 (45)	I1-I2: 22.80 (38) I2-Fin: 21.16 (44)	1.17 1.79 2.82	71.07	Sp1: 89.79 (41) Avg.: 90.72					
33	RUIZ CASTILLO Carolina	SPA	Int1: 28.76 (18) Int2: 51.74 (30) Fin: 1:12.94 (37)	I1-I2: 22.98 (46) I2-Fin: 21.20 (47)	0.48 1.28 2.35	59.60	Sp1: 96.17 (16) Avg.: 91.31					
34	HARGIN Janette	SWE	Int1: 28.73 (14) Int2: 51.81 (34) Fin: 1:12.41 (24)	I1-I2: 23.08 (50) I2-Fin: 20.60 (11)	0.45 1.35 1.82	46.50	Sp1: 89.18 (46) Avg.: 91.98					
35	HAEUSL Regina	GER	Int1: 28.77 (19) Int2: 51.86 (37) Fin: 1:12.74 (34)	I1-I2: 23.09 (51) I2-Fin: 20.88 (26)	0.49 1.40 2.15	54.68	Sp1: 90.83 (35) Avg.: 91.56					
36	BORGHI Catherine	SUI	Int1: 29.06 (40) Int2: 51.89 (40) Fin: 1:12.66 (32)	I1-I2: 22.83 (41) I2-Fin: 20.77 (21)	0.78 1.43 2.07	52.70	Sp1: 91.04 (34) Avg.: 91.66					
37	ALCOTT Chimene	GBR	Int1: 28.96 (32) Int2: 51.44 (18) Fin: 1:12.30 (19)	I1-I2: 22.48 (15) I2-Fin: 20.86 (25)	0.68 0.98 1.71	43.76	Sp1: 88.77 (47) Avg.: 92.12					
38	RUMPFHUBER Ingrid	AUT	Int1: 29.60 (57) Int2: 52.12 (47) Fin: DNF	I1-I2: 22.52 (20) I2-Fin:	1.32 1.66		Sp1: 95.24 (17) Avg.:					
39	KLEON Barbara	ITA	Int1: 28.85 (25) Int2: 51.38 (16) Fin: 1:12.16 (11)	I1-I2: 22.53 (21) I2-Fin: 20.78 (22)	0.57 0.92 1.57	40.25	Sp1: 89.79 (41) Avg.: 92.29					
40	ALPIGER Ella	SUI	Int1: 29.13 (43) Int2: 51.99 (43) Fin: 1:13.03 (38)	I1-I2: 22.86 (42) I2-Fin: 21.04 (37)	0.85 1.53 2.44	61.81	Sp1: 87.00 (53) Avg.: 91.20					
41	BACHMANN Silke	ITA	Int1: 29.09 (41) Int2: 51.78 (33) Fin: 1:13.52 (49)	I1-I2: 22.69 (25) I2-Fin: 21.74 (53)	0.81 1.32 2.93	73.73	Sp1: 99.59 (4) Avg.: 90.59					
42	HALTMAYR Petra	GER	Int1: 28.67 (11) Int2: 51.45 (20) Fin: 1:12.40 (23)	I1-I2: 22.78 (35) I2-Fin: 20.95 (30)	0.39 0.99 1.81	46.25	Sp1: 85.86 (55) Avg.: 91.99					
43	MAJ Chiara	ITA	Int1: 29.02 (36) Int2: 52.03 (45) Fin: 1:13.06 (40)	I1-I2: 23.01 (48) I2-Fin: 21.03 (36)	0.74 1.57 2.47	62.54	Sp1: 87.58 (51) Avg.: 91.16					
44	HUBER Isabelle	GER	Int1: 28.74 (15) Int2: Fin: DNF	I1-I2: I2-Fin:	0.46		Sp1: Avg.:					
45	WILHELM Kathrin	AUT	Int1: 28.77 (19) Int2: 51.64 (25) Fin: 1:12.81 (36)	I1-I2: 22.87 (44) I2-Fin: 21.17 (45)	0.49 1.18 2.22	56.41	Sp1: 90.00 (40) Avg.: 91.47					
46	GIVELET Anne-Laure	FRA	Int1: 29.42 (53) Int2: 52.41 (51) Fin: 1:13.46 (46)	I1-I2: 22.99 (47) I2-Fin: 21.05 (39)	1.14 1.95 2.87	72.28	Sp1: 89.79 (41) Avg.: 90.66					
47	DUVILLARD Julie	FRA	Int1: 28.83 (23) Int2: 51.58 (22) Fin: DNF	I1-I2: 22.75 (32) I2-Fin:	0.55 1.12		Sp1: 104.64 (1) Avg.:					



AUDI FIS SKI WORLD CUP 2003/04
5th LADIES SUPER-G
PERFORMANCE ANALYSIS 2




Number of Competitors: 60

Bib	Name	Nation	Positions			Partials			Difference		Speed	
			Pos.	Time	Rank	Pos.	Time	Rank	Time	Dist(m)	Pos.	km/h
48	COLETTI Alexandra	ITA	Int1: 29.00 (35) Int2: 51.69 (29) Fin: 1:12.43 (25)	I1-I2: 22.69 (25) I2-Fin: 20.74 (19)	0.72 1.23 1.84	47.00	Sp1: 101.13 (2) Avg.: 91.95					
49	FANCHINI Nadia	ITA	Int1: 28.78 (21) Int2: Fin: DNF	I1-I2: I2-Fin:	0.50		Sp1: Avg.:					
50	LEFRANCOIS Anne Marie	CAN	Int1: 29.19 (48) Int2: 52.47 (52) Fin: 1:13.16 (42)	I1-I2: 23.28 (54) I2-Fin: 20.69 (15)	0.91 2.01 2.57	64.99	Sp1: 91.89 (32) Avg.: 91.03					
51	MEILLEUR Karine	FRA	Int1: 28.87 (26) Int2: 51.61 (24) Fin: 1:13.24 (44)	I1-I2: 22.74 (30) I2-Fin: 21.63 (52)	0.59 1.15 2.65	66.94	Sp1: 96.88 (8) Avg.: 90.93					
52	FLEMMEN Andrine	NOR	Int1: 29.03 (38) Int2: 51.74 (30) Fin: 1:12.63 (31)	I1-I2: 22.71 (28) I2-Fin: 20.89 (27)	0.75 1.28 2.04	51.96	Sp1: 87.39 (52) Avg.: 91.70					
53	RIENDA CONTRERAS Maria Jose	SPA	Int1: Int2: Fin: DNS	I1-I2: I2-Fin:			Sp1: Avg.:					
54	KILDOW Lindsey C.	USA	Int1: 29.14 (45) Int2: 52.00 (44) Fin: 1:13.18 (43)	I1-I2: 22.86 (42) I2-Fin: 21.18 (46)	0.86 1.54 2.59	65.48	Sp1: 95.24 (17) Avg.: 91.01					
55	SCHILD Martina	SUI	Int1: 29.78 (59) Int2: 52.55 (54) Fin: 1:13.50 (48)	I1-I2: 22.77 (33) I2-Fin: 20.95 (30)	1.50 2.09 2.91	73.24	Sp1: 92.54 (28) Avg.: 90.61					
56	STEMMER Stefanie	GER	Int1: 29.49 (55) Int2: 52.29 (50) Fin: DNF	I1-I2: 22.80 (38) I2-Fin:	1.21 1.83		Sp1: 96.88 (8) Avg.:					
57	VANDERBEEK Kelly	CAN	Int1: 28.98 (33) Int2: 52.13 (48) Fin: 1:13.12 (41)	I1-I2: 23.15 (52) I2-Fin: 20.99 (33)	0.70 1.67 2.53	64.01	Sp1: 92.11 (30) Avg.: 91.08					
58	SIORPAES Wendy	ITA	Int1: 28.95 (31) Int2: 52.91 (56) Fin: 1:14.01 (52)	I1-I2: 23.96 (57) I2-Fin: 21.10 (43)	0.67 2.45 3.42	85.49	Sp1: 89.79 (41) Avg.: 89.99					
59	MARCHAND-ARVIER Marie	FRA	Int1: 29.28 (51) Int2: 52.61 (55) Fin: 1:13.87 (51)	I1-I2: 23.33 (55) I2-Fin: 21.26 (48)	1.00 2.15 3.28	82.14	Sp1: 91.89 (32) Avg.: 90.16					
60	POPKOVA Anastasia	RUS	Int1: 29.72 (58) Int2: 53.38 (57) Fin: 1:14.77 (53)	I1-I2: 23.66 (56) I2-Fin: 21.39 (50)	1.44 2.92 4.18	103.42	Sp1: 87.78 (50) Avg.: 89.07					

LEGEND							
Pos	Intermediate or Speed Position	Int1:	Intermediate 1	DNF	Did Not Finish	DNS	Did Not Start
Avg.	Average Speed for the race	Int2:	Intermediate 2	Sp1:	Speed Trap 1	Fin:	Finish
Dist(m)	Distance behind the first						



AUDI FIS SKI WORLD CUP



AUDI FIS SKI WORLD CUP 2003/04 AFTER 5th LADIES SUPER-G SUPER-G FIS WCSL LIST

Number of Competitors: 63


7 DEC 2003 Lake Louise (CAN)
4 JAN 2004 Megève (FRA)
11 JAN 2004 Veysonnaz (SUI)
14 JAN 2004 Cortina d'Ampezzo (ITA)
16 JAN 2004 Cortina d'Ampezzo (ITA)

Rank	FIS Code	Name	Nation	1	2	3	4	5	Base	- X	+ Y	WCSL-SG
1	55069	GOETSCHL Renate	AUT	100	80	-	36	100	490	306	316	500
2	205117	GERG Hilde	GER	60	45	100	60	60	281	176	325	430
3	195374	MONTILLET Carole	FRA	32	50	45	45	50	511	319	222	414
4	55198	DORFMEISTER Michaela	AUT	80	60	80	6	13	398	249	239	388
5	55212	MEISSNITZER Alexandra	AUT	3	100	36	22	32	395	247	193	341
6	536138	CLARK Kirsten L	USA	50	40	7	15	29	332	208	141	265
7	205378	ERTL Martina	GER	29	-	32	4	80	291	182	145	254
8	106056	SIMARD Genevieve	CAN	6	1	40	100	-	120	75	147	192
9	536473	LALIVE Caroline	USA	16	26	24	50	22	136	85	138	189
10	206001	RIESCH Maria	GER	22	-	20	80	36	24	15	158	167
11	295136	CECCARELLI Daniela	ITA	-	5	9	29	-	289	181	43	151
12	515170	STYGER Nadia	SUI	45	-	32	40	26	15	9	143	149
13	295342	PUTZER Karen	ITA	-	-	-	-	-	394	246	-	148
14	55261	OBERMOSER Brigitte	AUT	-	8	26	14	5	239	149	53	143
15	195671	JACQUEMOD Ingrid	FRA	14	32	50	13	-	83	52	109	140
16	55539	BERGER Silvia	AUT	8	24	60	9	16	49	31	117	135
16	195503	SUCHET Melanie	FRA	10	36	10	26	40	36	23	122	135
18	55538	WIRTH Katja	AUT	26	16	16	36	1	52	33	95	114
19	385022	KOSTELIC Janica	CRO	-	-	-	-	-	281	176	-	105
20	515573	AUFDENBLATTEN Fraenzi	SUI	-	3	12	16	45	75	47	76	104
21	536477	MENDES Jonna	USA	-	-	4	-	2	251	157	6	100
22	105997	BRYDON Emily	CAN	14	9	14	18	15	77	48	70	99
23	295588	KOSTNER Isolde	ITA	-	24	2	20	11	106	66	57	97
24	515098	REY BELLET Corinne	SUI	-	-	-	-	-	242	151	-	91
25	55339	LECHNER Martina	AUT	40	-	22	8	9	9	6	79	82
25	505483	PAERSON Anja	SWE	-	29	13	11	18	30	19	71	82
27	105546	TURGEON Melanie	CAN	-	-	-	-	-	203	127	-	76
28	295533	RECCHIA Lucia	ITA	7	-	15	1	22	44	28	45	61
29	537545	MANCUSO Julia	USA	11	-	-	26	3	53	33	40	60
30	536884	LUDLOW Libby	USA	-	-	18	7	15	48	30	40	58
31	565037	SUHADOLC Mojca	SLO	-	-	-	10	4	109	68	14	55
32	225206	ALCOTT Chimene	GBR	24	14	-	-	12	4	3	50	51





AUDI FIS SKI WORLD CUP



AUDI FIS SKI WORLD CUP 2003/04 AFTER 5th LADIES SUPER-G SUPER-G FIS WCSL LIST

Number of Competitors: 63

7 DEC 2003 Lake Louise (CAN)
4 JAN 2004 Megève (FRA)
11 JAN 2004 Veysonnaz (SUI)
14 JAN 2004 Cortina d'Ampezzo (ITA)
16 JAN 2004 Cortina d'Ampezzo (ITA)

Rank	FIS Code	Name	Nation	1	2	3	4	5	Base	- X	+ Y	WCSL-SG
32	55052	SCHNEIDER Tanja	AUT	-	6	6	12	11	44	28	35	51
34	195837	MATTEL Magda	FRA	40	-	5	2	-	-	-	47	47
35	295449	KLEON Barbara	ITA	2	-	11	-	24	13	8	37	42
36	515409	BERTHOD Sylviane	SUI	4	-	-	6	-	73	46	10	37
36	55313	ROHREGGER Eveline	AUT	-	-	-	-	-	98	61	-	37
38	515348	BORGHI Catherine	SUI	-	20	-	-	-	25	16	20	29
38	205392	HAEUSL Regina	GER	-	16	-	-	-	35	22	16	29
40	505260	HARGIN Janette	SWE	-	11	-	-	7	22	14	18	26
41	515403	MUELLER Tamara	SUI	-	-	-	-	-	63	39	-	24
42	205820	HUBER Isabelle	GER	-	13	4	-	-	16	10	17	23
42	515166	PIEREN Tanja	SUI	20	-	-	-	-	7	4	20	23
44	205119	HALTMAYR Petra	GER	10	-	-	3	8	-	-	21	21
45	55588	RUMPFHUBER Ingrid	AUT	18	-	-	-	-	3	2	18	19
46	195920	GIVELET Anne-Laure	FRA	5	12	-	-	-	3	2	17	18
46	515560	SCHILD Martina	SUI	-	18	-	-	-	-	-	18	18
48	296217	COLETTI Alexandra	ITA	-	10	1	-	6	-	-	17	17
49	515478	ALPIGER Eila	SUI	15	-	-	-	-	-	-	15	15
50	425001	FLEMMEN Andrine	NOR	12	2	-	-	-	-	-	14	14
51	495318	RUIZ CASTILLO Carolina	SPA	-	-	-	-	-	35	22	-	13
52	505187	OTTOSSON Anna	SWE	-	-	-	-	-	32	20	-	12
52	485062	ZELENSKAJA Warwara	RUS	-	-	-	-	-	32	20	-	12
54	55596	WILHELM Kathrin	AUT	1	-	8	-	-	6	4	9	11
55	195868	MEILLEUR Karine	FRA	-	7	-	-	-	7	4	7	10
56	515429	DUMERMUTH Monika	SUI	-	-	-	-	-	24	15	-	9
56	535529	MONAHAN Kathleen	USA	-	-	-	-	-	25	16	-	9
58	295463	BASSIS Patrizia	ITA	-	-	-	-	-	22	14	-	8
58	55290	HEREGGER Selina	AUT	-	-	-	-	-	22	14	-	8
58	505632	LINDELL-VIKARBY Jessica	SWE	-	-	-	-	-	22	14	-	8
61	105662	LEFRANCOIS Anne Marie	CAN	-	4	-	-	-	-	-	4	4
62	295462	MAJ Chiara	ITA	-	-	-	-	-	5	3	-	2
63	295800	TAGLIABUE Elena	ITA	-	-	-	-	-	3	2	-	1





AUDI FIS SKI WORLD CUP



AUDI FIS SKI WORLD CUP 2003/04 AFTER 5th LADIES SUPER-G SUPER-G FIS WCSL LIST

Number of Competitors per Nation until 60th position

AUT : 12	CAN : 3	CRO : 1	FRA : 6	GBR : 1	GER : 6
ITA : 7	NOR : 1	RUS : 1	SLO : 1	SPA : 1	SUI : 10
SWE : 4	USA : 6				

LEGEND

Base Last season WCSL points
X (Base / number of planned races in the current season) * number of completed races in the current season
Y WC points won in the current season
WCSL-SG World Cup Start List points for Super-G

16-01-2004 / Cortina d'Ampezzo (ITA) / 6087

Page 3/3

www.fis-ski.com

Generation Date: FRI 16 JAN 2004

Time: 12:10 Swatch Internet Time: @507

Document: 60A 1.0





AUDI FIS SKI WORLD CUP



AUDI FIS SKI WORLD CUP 2003/04 AFTER 5th LADIES SUPER-G OVERALL FIS WCSL LIST


Number of Competitors: 137

Rank	FIS Code	Name	Nation	WCSL	DH	SL	GS	SG	K
1	505483	PAERSON Anja	SWE	1373	–	754 (1)	537 (1)	82 (25)	–
2	55069	GOETSCHL Renate	AUT	1124	509 (1)	7 (52)	108 (20)	500 (1)	–
3	205378	ERTL Martina	GER	1081	68 (26)	304 (8)	335 (5)	254 (7)	120 (2)
4	55198	DORFMEISTER Michaela	AUT	1054	424 (3)	–	206 (12)	388 (4)	36 (13)
5	385022	KOSTELIC Janica	CRO	967	76 (22)	405 (3)	181 (14)	105 (19)	200 (1)
6	195374	MONTILLET Carole	FRA	949	450 (2)	–	85 (27)	414 (3)	–
7	55690	HOSP Nicole	AUT	895	–	389 (4)	426 (2)	–	80 (6)
8	55212	MEISSNITZER Alexandra	AUT	873	262 (6)	–	270 (6)	341 (5)	–
9	205117	GERG Hilde	GER	841	404 (4)	–	7 (48)	430 (2)	–
10	536138	CLARK Kirsten L	USA	713	319 (5)	–	111 (18)	265 (6)	18 (19)
11	295342	PUTZER Karen	ITA	625	79 (21)	–	348 (4)	148 (13)	50 (10)
12	185140	POUTIAINEN Tanja	FIN	572	–	341 (5)	231 (9)	–	–
13	55590	SCHILD Marlies	AUT	514	–	456 (2)	8 (47)	–	50 (10)
14	515268	NEF Sonja	SUI	513	–	245 (11)	268 (7)	–	–
15	206001	RIESCH Maria	GER	510	187 (8)	46 (35)	5 (51)	167 (10)	105 (3)
16	536473	LALIVE Caroline	USA	398	121 (16)	–	36 (36)	189 (9)	52 (9)
17	505187	OTTOSSON Anna	SWE	393	–	188 (13)	193 (13)	12 (52)	–
18	55261	OBERMOSER Brigitte	AUT	384	145 (12)	–	74 (31)	143 (14)	22 (17)
19	295445	KARBON Denise	ITA	373	–	3 (56)	370 (3)	–	–
20	536481	SCHLEPER Sarah	USA	358	–	178 (16)	180 (15)	–	–
21	106056	SIMARD Genevieve	CAN	346	25 (38)	–	91 (26)	192 (8)	38 (12)
22	195249	PEQUEGNOT Laure	FRA	340	–	340 (6)	–	–	–
23	195377	PASCAL Christel	FRA	319	–	290 (9)	29 (38)	–	–
24	205636	BERGMANN-SCHMUDERER	GER	317	–	317 (7)	–	–	–
25	535825	KOZNICK Kristina	USA	314	–	246 (10)	68 (34)	–	–
26	295136	CECCARELLI Daniela	ITA	311	141 (13)	–	4 (54)	151 (11)	15 (22)
27	55576	GOERGL Elisabeth	AUT	309	–	151 (19)	158 (16)	–	–
28	515370	OESTER Marlies	SUI	305	–	109 (21)	96 (25)	–	100 (4)
29	295435	GIUS Nicole	ITA	277	–	179 (15)	98 (24)	–	–
29	515170	STYGER Nadia	SUI	277	106 (18)	–	22 (42)	149 (12)	–
31	195671	JACQUEMOD Ingrid	FRA	271	131 (15)	–	–	140 (15)	–
32	536477	MENDES Jonna	USA	268	167 (10)	–	1 (62)	100 (21)	–
33	515098	REY BELLET Corinne	SUI	263	172 (9)	–	–	91 (24)	–
33	495065	RIENDA CONTRERAS M.	SPA	263	–	9 (48)	254 (8)	–	–
35	515573	AUFDENBLATTEN Fraenzi	SUI	249	57 (29)	–	72 (32)	104 (20)	16 (20)
36	55539	BERGER Silvia	AUT	245	–	–	110 (19)	135 (16)	–





AUDI FIS SKI WORLD CUP



AUDI FIS SKI WORLD CUP 2003/04

AFTER 5th LADIES SUPER-G OVERALL FIS WCSL LIST


Number of Competitors: 137

Rank	FIS Code	Name	Nation	WCSL	DH	SL	GS	SG	K
37	425001	FLEMMEN Andrine	NOR	244	15 (50)	–	215 (11)	14 (50)	–
38	505084	NOWEN Ylva	SWE	235	–	132 (20)	103 (21)	–	–
39	515409	BERTHOD Sylviane	SUI	231	194 (7)	–	–	37 (36)	–
40	565243	MAZE Tina	SLO	224	–	–	224 (10)	–	–
41	155415	ZAHROBSKA Sarka	CZE	216	–	159 (18)	2 (60)	–	55 (8)
42	105546	TURGEON Melanie	CAN	214	138 (14)	–	–	76 (27)	–
43	295588	KOSTNER Isolde	ITA	209	112 (17)	–	–	97 (23)	–
44	105997	BRYDON Emily	CAN	206	83 (20)	–	–	99 (22)	24 (15)
45	515348	BORGHI Catherine	SUI	203	158 (11)	–	–	29 (38)	16 (20)
46	55538	WIRTH Katja	AUT	202	74 (23)	–	–	114 (18)	14 (23)
47	55302	EGGER Sabine	AUT	192	–	192 (12)	–	–	–
48	195503	SUCHET Melanie	FRA	187	52 (30)	–	–	135 (16)	–
49	205115	GERG Annemarie	GER	184	–	183 (14)	1 (62)	–	–
50	537545	MANCUSO Julia	USA	180	24 (40)	12 (47)	3 (56)	60 (29)	81 (5)
51	425051	ROGNMO Trine-bakke	NOR	169	–	169 (17)	–	–	–
52	296259	MOELGG Manuela	ITA	165	–	39 (37)	102 (23)	–	24 (15)
53	105741	FORSYTH Allison	CAN	160	–	3 (56)	157 (17)	–	–
54	505632	LINDELL-VIKARBY Jessica	SWE	126	31 (34)	–	26 (41)	8 (58)	61 (7)
55	295449	KLEON Barbara	ITA	122	65 (27)	–	15 (45)	42 (35)	–
56	55313	ROHREGGER Eveline	AUT	121	–	–	84 (29)	37 (36)	–
57	205820	HUBER Isabelle	GER	111	88 (19)	–	–	23 (42)	–
58	106022	JANYK Britt	CAN	110	–	25 (42)	85 (27)	–	–
59	355002	HEEB-BATLINER Birgit	LIE	103	–	–	103 (21)	–	–
60	55359	TRUPPE Karin	AUT	101	–	101 (22)	–	–	–
61	55691	SPONRING Christine	AUT	100	18 (48)	82 (25)	–	–	–
62	205392	HAEUSL Regina	GER	99	70 (25)	–	–	29 (38)	–
63	537772	STIEGLER Resi	USA	98	–	72 (28)	–	–	26 (14)
64	55052	SCHNEIDER Tanja	AUT	96	40 (32)	–	5 (51)	51 (32)	–
65	385027	FLEISS Nika	CRO	95	–	95 (23)	–	–	–
66	425458	VIKEN Line	NOR	89	–	89 (24)	–	–	–
67	565037	SUHADOLC Mojca	SLO	88	33 (33)	–	–	55 (31)	–
68	225206	ALCOTT Chimene	GBR	84	27 (37)	–	6 (49)	51 (32)	–
69	55759	KIRCHGASSER Michaela	AUT	82	–	73 (27)	9 (46)	–	–
69	55339	LECHNER Martina	AUT	82	–	–	–	82 (25)	–
69	55596	WILHELM Kathrin	AUT	82	71 (24)	–	–	11 (54)	–
72	295265	CERESA Annalisa	ITA	81	–	81 (26)	–	–	–





AUDI FIS SKI WORLD CUP



AUDI FIS SKI WORLD CUP 2003/04

AFTER 5th LADIES SUPER-G OVERALL FIS WCSL LIST

Number of Competitors: 137

Rank	FIS Code	Name	Nation	WCSL	DH	SL	GS	SG	K
73	536884	LUDLOW Libby	USA	80	22 (42)	–	–	58 (30)	–
74	296008	MERIGHETTI Daniela	ITA	79	–	9 (48)	70 (33)	–	–
75	55588	RUMPFHUBER Ingrid	AUT	77	58 (28)	–	–	19 (45)	–
76	425389	NILSEN Stina Hofgard	NOR	76	–	–	76 (30)	–	–
77	505271	EKMAN Susanne	SWE	75	–	72 (28)	3 (56)	–	–
77	295533	RECCHIA Lucia	ITA	75	14 (51)	–	–	61 (28)	–
79	195837	MATTEL Magda	FRA	72	25 (38)	–	–	47 (34)	–
80	515560	SCHILD Martina	SUI	69	51 (31)	–	–	18 (46)	–
81	515092	GRUENENFELDER Corina	SUI	63	–	63 (30)	–	–	–
81	705287	ZUZULOVA Veronika	SVK	63	–	63 (30)	–	–	–
83	295738	BACHMANN Silke	ITA	53	–	9 (48)	44 (35)	–	–
83	185058	RAITA Henna	FIN	53	–	53 (32)	–	–	–
85	205119	HALTMAYR Petra	GER	51	30 (36)	–	–	21 (44)	–
86	415069	RIEGLER Claudia	NZE	49	–	49 (33)	–	–	–
86	195215	VIDAL Vanessa	FRA	49	–	49 (33)	–	–	–
88	515403	MUELLER Tamara	SUI	47	23 (41)	–	–	24 (41)	–
89	505610	BORSSEN Therese	SWE	46	–	46 (35)	–	–	–
89	505260	HARGIN Janette	SWE	46	20 (46)	–	–	26 (40)	–
91	565207	DABIC Lea	SLO	43	–	21 (44)	–	–	22 (17)
92	195920	GIVELET Anne-Laure	FRA	40	22 (42)	–	–	18 (46)	–
93	425380	BREMSETH Lisa	NOR	37	–	37 (38)	–	–	–
94	515095	KUMMER Lilian	SUI	33	–	–	33 (37)	–	–
94	565097	PRETNAR Spela	SLO	33	–	32 (39)	1 (62)	–	–
96	537544	KILDOW Lindsey C.	USA	31	31 (34)	–	–	–	–
97	515429	DUMERMUTH Monika	SUI	30	21 (45)	–	–	9 (56)	–
97	55290	HEREGGER Selina	AUT	30	22 (42)	–	–	8 (58)	–
97	155047	ZAKOURILOVA Petra	CZE	30	–	30 (40)	–	–	–
100	295927	PLANATSCHER Maddalena	ITA	29	–	–	29 (38)	–	–
101	425359	BERNTSEN Hedda	NOR	27	–	27 (41)	–	–	–
101	195931	PELTIER Audrey	FRA	27	–	–	27 (40)	–	–
103	515478	ALPIGER Ella	SUI	26	11 (55)	–	–	15 (49)	–
103	296217	COLETTI Alexandra	ITA	26	9 (56)	–	–	17 (48)	–
105	55388	RAICH Carina	AUT	24	–	24 (43)	–	–	–
106	515166	PIEREN Tanja	SUI	23	–	–	–	23 (42)	–
107	195868	MEILLEUR Karine	FRA	22	12 (54)	–	–	10 (55)	–
108	385032	JELUSIC Ana	CRO	21	–	15 (46)	6 (49)	–	–





AUDI FIS SKI WORLD CUP



AUDI FIS SKI WORLD CUP 2003/04

AFTER 5th LADIES SUPER-G OVERALL FIS WCSL LIST

Number of Competitors: 137

Rank	FIS Code	Name	Nation	WCSL	DH	SL	GS	SG	K
109	105662	LEFRANCOIS Anne Marie	CAN	20	16 (49)	-	-	4 (61)	-
110	425443	BIRKELUND Karina	NOR	19	-	19 (45)	-	-	-
110	515496	IMLIG Corinne	SUI	19	19 (47)	-	-	-	-
112	195927	LAZIER Laurence	FRA	17	-	-	17 (43)	-	-
112	535529	MONAHAN Kathleen	USA	17	8 (57)	-	-	9 (56)	-
114	565109	DOVZAN Alenka	SLO	16	-	-	16 (44)	-	-
115	495318	RUIZ CASTILLO Carolina	SPA	15	-	-	2 (60)	13 (51)	-
116	295463	BASSIS Patrizia	ITA	14	6 (58)	-	-	8 (58)	-
116	106402	VANDERBEEK Kelly	CAN	14	14 (51)	-	-	-	-
116	485062	ZELENSKAJA Warwara	RUS	14	2 (62)	-	-	12 (52)	-
119	537446	MCCARTY Bryna	USA	13	13 (53)	-	-	-	-
120	195311	DUVILLARD Julie	FRA	9	4 (61)	-	5 (51)	-	-
120	305287	HIROI Noriyo	JPN	9	-	9 (48)	-	-	-
122	305092	KASHIWAGI Kumiko	JPN	7	-	7 (52)	-	-	-
122	296073	MORANDINI Claudia	ITA	7	-	7 (52)	-	-	-
124	55383	BLASER Karin	AUT	6	6 (58)	-	-	-	-
124	536479	POWERS Alison	USA	6	6 (58)	-	-	-	-
126	565004	BOKAL Natasa	SLO	5	-	5 (55)	-	-	-
127	515534	DICHT Erika	SUI	4	-	-	4 (54)	-	-
128	505335	HULTDIN Malin	SWE	3	-	3 (56)	-	-	-
128	515766	SUTER Fabienne	SUI	3	-	-	3 (56)	-	-
128	295807	VIERIN Sonia	ITA	3	-	-	3 (56)	-	-
131	195912	DE LEYMARIE Florine	FRA	2	-	2 (59)	-	-	-
131	295462	MAJ Chiara	ITA	2	-	-	-	2 (62)	-
133	485217	ALIEVA Olesja	RUS	1	-	-	1 (62)	-	-
133	195193	DUVILLARD Kristina	FRA	1	-	-	1 (62)	-	-
133	495107	GALINDO SANTOLARIA Ana	SPA	1	-	-	1 (62)	-	-
133	195291	PELLAT-FINET Caroline	FRA	1	-	-	1 (62)	-	-
133	295800	TAGLIABUE Elena	ITA	1	-	-	-	1 (63)	-

LEGEND

GS Giant Slalom points **SG** Super-G points **DH** Downhill points **WCSL** Overall points **SL** Slalom points
K Combined points

16-01-2004 / Cortina d'Ampezzo (ITA) / 6087

Page 4/4

www.fis-ski.com

Generation Date: FRI 16 JAN 2004


Time: 12:10 Swatch Internet Time: @507

Document: 60B 1.0





AUDI FIS SKI WORLD CUP



AUDI FIS SKI WORLD CUP 2003/04 5th LADIES SUPER-G SUPER-G FIS WORLD CUP STANDINGS

Number of Competitors: 47

Rank	FIS Code	Name	Nation	Event Dates and Locations					WC-SG	Diff.
				1	2	3	4	5		
1	205117	GERG Hilde	GER	60	45	100	60	60	325	
2	55069	GOETSCHL Renate	AUT	100	80	-	36	100	316	- 9
3	55198	DORFMEISTER Michaela	AUT	80	60	80	6	13	239	- 86
4	195374	MONTILLET Carole	FRA	32	50	45	45	50	222	- 103
5	55212	MEISSNITZER Alexandra	AUT	3	100	36	22	32	193	- 132
6	206001	RIESCH Maria	GER	22	-	20	80	36	158	- 167
7	106056	SIMARD Genevieve	CAN	6	1	40	100	-	147	- 178
8	205378	ERTL Martina	GER	29	-	32	4	80	145	- 180
9	515170	STYGER Nadia	SUI	45	-	32	40	26	143	- 182
10	536138	CLARK Kirsten L	USA	50	40	7	15	29	141	- 184
11	536473	LALIVE Caroline	USA	16	26	24	50	22	138	- 187
12	195503	SUCHET Melanie	FRA	10	36	10	26	40	122	- 203
13	55539	BERGER Silvia	AUT	8	24	60	9	16	117	- 208
14	195671	JACQUEMOD Ingrid	FRA	14	32	50	13	-	109	- 216
15	55538	WIRTH Katja	AUT	26	16	16	36	1	95	- 230
16	55339	LECHNER Martina	AUT	40	-	22	8	9	79	- 246
17	515573	AUFDENBLATTEN Fraenzi	SUI	-	3	12	16	45	76	- 249
18	505483	PAERSON Anja	SWE	-	29	13	11	18	71	- 254
19	105997	BRYDON Emily	CAN	14	9	14	18	15	70	- 255
20	295588	KOSTNER Isolde	ITA	-	24	2	20	11	57	- 268
21	55261	OBERMOSER Brigitte	AUT	-	8	26	14	5	53	- 272
22	225206	ALCOTT Chimene	GBR	24	14	-	-	12	50	- 275
23	195837	MATTEL Magda	FRA	40	-	5	2	-	47	- 278
24	295533	RECCHIA Lucia	ITA	7	-	15	1	22	45	- 280
25	295136	CECCARELLI Daniela	ITA	-	5	9	29	-	43	- 282
26	536884	LUDLOW Libby	USA	-	-	18	7	15	40	- 285
26	537545	MANCUSO Julia	USA	11	-	-	26	3	40	- 285
28	295449	KLEON Barbara	ITA	2	-	11	-	24	37	- 288
29	55052	SCHNEIDER Tanja	AUT	-	6	6	12	11	35	- 290
30	205119	HALTMAYR Petra	GER	10	-	-	3	8	21	- 304
31	515348	BORGHI Catherine	SUI	-	20	-	-	-	20	- 305
31	515166	PIEREN Tanja	SUI	20	-	-	-	-	20	- 305





AUDI FIS SKI WORLD CUP



AUDI FIS SKI WORLD CUP 2003/04 5th LADIES SUPER-G SUPER-G FIS WORLD CUP STANDINGS

Number of Competitors: 47

Rank	FIS Code	Name	Nation	Event Dates and Locations					WC-SG	Diff.
				1	2	3	4	5		
				7 DEC 2003 Lake Louise (CAN)						
					4 JAN 2004 Megève (FRA)					
						11 JAN 2004 Veysonnaz (SUI)				
							14 JAN 2004 Cortina d'Ampezzo (ITA)			
								16 JAN 2004 Cortina d'Ampezzo (ITA)		
33	505260	HARGIN Janette	SWE	-	11	-	-	7	18	- 307
33	55588	RUMPFHUBER Ingrid	AUT	18	-	-	-	-	18	- 307
33	515560	SCHILD Martina	SUI	-	18	-	-	-	18	- 307
36	296217	COLETTI Alexandra	ITA	-	10	1	-	6	17	- 308
36	195920	GIVELET Anne-Laure	FRA	5	12	-	-	-	17	- 308
36	205820	HUBER Isabelle	GER	-	13	4	-	-	17	- 308
39	205392	HAEUSL Regina	GER	-	16	-	-	-	16	- 309
40	515478	ALPIGER Eila	SUI	15	-	-	-	-	15	- 310
41	425001	FLEMMEN Andrine	NOR	12	2	-	-	-	14	- 311
41	565037	SUHADOLC Mojca	SLO	-	-	-	10	4	14	- 311
43	515409	BERTHOD Sylviane	SUI	4	-	-	6	-	10	- 315
44	55596	WILHELM Kathrin	AUT	1	-	8	-	-	9	- 316
45	195868	MEILLEUR Karine	FRA	-	7	-	-	-	7	- 318
46	536477	MENDES Jonna	USA	-	-	4	-	2	6	- 319
47	105662	LEFRANCOIS Anne Marie	CAN	-	4	-	-	-	4	- 321

LEGEND

WC-SG World Cup points for Super-G Diff. Points Difference

16-01-2004 / Cortina d'Ampezzo (ITA) / 6087

Page 2/2

www.fis-ski.com

Generation Date: FRI 16 JAN 2004

Time: 12:10 Swatch Internet Time: @507

Document: 25A 1.0





AUDI FIS SKI WORLD CUP



AUDI FIS SKI WORLD CUP 2003/04

5th LADIES SUPER-G

OVERALL FIS WORLD CUP STANDINGS

Number of Competitors: 102

Rank	FIS Code	Name	Nation	Points	DH	SL	GS	SG	K
					4 races	5 races	4 races	5 races	
1	505483	PAERSON Anja	SWE	781	–	480 (1)	230 (2)	71 (18)	–
2	55069	GOETSCHL Renate	AUT	709	280 (2)	7 (39)	106 (11)	316 (2)	–
3	205117	GERG Hilde	GER	610	285 (1)	–	–	325 (1)	–
4	205378	ERTL Martina	GER	548	31 (26)	190 (4)	182 (4)	145 (8)	–
5	195374	MONTILLET Carole	FRA	532	256 (3)	–	54 (20)	222 (4)	–
6	55690	HOSP Nicole	AUT	506	–	246 (2)	260 (1)	–	–
7	55198	DORFMEISTER Michaela	AUT	492	205 (4)	–	48 (22)	239 (3)	–
8	55212	MEISSNITZER Alexandra	AUT	460	140 (6)	–	127 (7)	193 (5)	–
9	536138	CLARK Kirsten L	USA	358	143 (5)	–	74 (15)	141 (10)	–
10	206001	RIESCH Maria	GER	316	123 (7)	35 (30)	–	158 (6)	–
11	185140	POUTIAINEN Tanja	FIN	284	–	145 (7)	139 (5)	–	–
12	515170	STYGER Nadia	SUI	258	95 (9)	–	20 (32)	143 (9)	–
13	55590	SCHILD Marlies	AUT	253	–	245 (3)	8 (35)	–	–
14	515268	NEF Sonja	SUI	231	–	143 (8)	88 (12)	–	–
15	55576	GOERGL Elisabeth	AUT	220	–	95 (16)	125 (8)	–	–
16	536473	LALIVE Caroline	USA	212	71 (13)	–	3 (42)	138 (11)	–
17	106056	SIMARD Genevieve	CAN	211	25 (32)	–	39 (24)	147 (7)	–
18	536481	SCHLEPER Sarah	USA	195	–	85 (17)	110 (9)	–	–
19	505187	OTTOSSON Anna	SWE	193	–	105 (11)	88 (12)	–	–
20	205636	BERGMANN-SCHMUDERER	GER	185	–	185 (5)	–	–	–
21	295445	KARBON Denise	ITA	184	–	–	184 (3)	–	–
22	515573	AUFDENBLATTEN Fraenzi	SUI	177	57 (16)	–	44 (23)	76 (17)	–
23	535825	KOZNICK Kristina	USA	169	–	140 (9)	29 (27)	–	–
24	55539	BERGER Silvia	AUT	156	–	–	39 (24)	117 (13)	–
25	195671	JACQUEMOD Ingrid	FRA	155	46 (19)	–	–	109 (14)	–
26	195503	SUCHET Melanie	FRA	154	32 (25)	–	–	122 (12)	–
27	195249	PEQUEGNOT Laure	FRA	152	–	152 (6)	–	–	–
28	105997	BRYDON Emily	CAN	151	81 (12)	–	–	70 (19)	–
29	495065	RIENDA CONTRERAS M.	SPA	136	–	–	136 (6)	–	–
30	515409	BERTHOD Sylviane	SUI	128	118 (8)	–	–	10 (43)	–
31	55538	WIRTH Katja	AUT	124	29 (27)	–	–	95 (15)	–
32	195377	PASCAL Christel	FRA	123	–	100 (12)	23 (31)	–	–
33	515370	OESTER Marlies	SUI	121	–	48 (25)	73 (16)	–	–
34	295449	KLEON Barbara	ITA	117	65 (14)	–	15 (33)	37 (28)	–
35	515348	BORGHI Catherine	SUI	115	95 (9)	–	–	20 (31)	–
36	425001	FLEMMEN Andrine	NOR	114	15 (36)	–	85 (14)	14 (41)	–





AUDI FIS SKI WORLD CUP



AUDI FIS SKI WORLD CUP 2003/04

5th LADIES SUPER-G

OVERALL FIS WORLD CUP STANDINGS


Number of Competitors: 102

Rank	FIS Code	Name	Nation	Points	DH	SL	GS	SG	K
					4 races	5 races	4 races	5 races	
36	295435	GIUS Nicole	ITA	114	–	47 (27)	67 (19)	–	–
38	295136	CECCARELLI Daniela	ITA	108	65 (14)	–	–	43 (25)	–
38	155415	ZAHROBSKA Sarka	CZE	108	–	106 (10)	2 (44)	–	–
40	565243	MAZE Tina	SLO	107	–	–	107 (10)	–	–
41	55261	OBERMOSER Brigitte	AUT	105	45 (21)	–	7 (37)	53 (21)	–
42	295588	KOSTNER Isolde	ITA	103	46 (19)	–	–	57 (20)	–
43	205115	GERG Annemarie	GER	100	–	100 (12)	–	–	–
44	55302	EGGER Sabine	AUT	96	–	96 (14)	–	–	–
44	425051	ROGNMO Trine-bakke	NOR	96	–	96 (14)	–	–	–
46	536477	MENDES Jonna	USA	88	82 (11)	–	–	6 (46)	–
47	225206	ALCOTT Chimene	GBR	83	27 (30)	–	6 (39)	50 (22)	–
48	55339	LECHNER Martina	AUT	79	–	–	–	79 (16)	–
49	296259	MOELGG Manuela	ITA	76	–	8 (38)	68 (18)	–	–
50	55588	RUMPFHUBER Ingrid	AUT	73	55 (17)	–	–	18 (33)	–
50	55052	SCHNEIDER Tanja	AUT	73	38 (24)	–	–	35 (29)	–
52	195837	MATTEL Magda	FRA	72	25 (32)	–	–	47 (23)	–
52	295342	PUTZER Karen	ITA	72	–	–	72 (17)	–	–
54	425458	VIKEN Line	NOR	65	–	65 (18)	–	–	–
55	205820	HUBER Isabelle	GER	64	47 (18)	–	–	17 (36)	–
56	705287	ZUZULOVA Veronika	SVK	63	–	63 (19)	–	–	–
57	55759	KIRCHGASSER Michaela	AUT	62	–	53 (24)	9 (34)	–	–
58	385027	FLEISS Nika	CRO	60	–	60 (20)	–	–	–
58	537772	STIEGLER Resi	USA	60	–	60 (20)	–	–	–
60	515560	SCHILD Martina	SUI	58	40 (22)	–	–	18 (33)	–
60	55691	SPONRING Christine	AUT	58	–	58 (22)	–	–	–
62	55359	TRUPPE Karin	AUT	55	–	55 (23)	–	–	–
63	105741	FORSYTH Allison	CAN	54	–	–	54 (20)	–	–
64	536884	LUDLOW Libby	USA	53	13 (39)	–	–	40 (26)	–
65	295533	RECCHIA Lucia	ITA	51	6 (44)	–	–	45 (24)	–
66	205119	HALTMAYR Petra	GER	50	29 (27)	–	–	21 (30)	–
67	55596	WILHELM Kathrin	AUT	49	40 (22)	–	–	9 (44)	–
68	295265	CERESA Annalisa	ITA	48	–	48 (25)	–	–	–
69	537545	MANCUSO Julia	USA	47	–	4 (42)	3 (42)	40 (26)	–
70	505610	BORSSEN Therese	SWE	46	–	46 (28)	–	–	–
71	205392	HAEUSL Regina	GER	43	27 (30)	–	–	16 (39)	–
72	195920	GIVELET Anne-Laure	FRA	39	22 (34)	–	–	17 (36)	–





AUDI FIS SKI WORLD CUP



AUDI FIS SKI WORLD CUP 2003/04

5th LADIES SUPER-G

OVERALL FIS WORLD CUP STANDINGS

Number of Competitors: 102

Rank	FIS Code	Name	Nation	Points	DH	SL	GS	SG	K
					4 races	5 races	4 races	5 races	
73	185058	RAITA Henna	FIN	37	-	37 (29)	-	-	-
74	515092	GRUENENFELDER Corina	SUI	33	-	33 (31)	-	-	-
75	296008	MERIGHETTI Daniela	ITA	30	-	-	30 (26)	-	-
76	537544	KILDOW Lindsey C.	USA	29	29 (27)	-	-	-	-
76	515095	KUMMER Lilian	SUI	29	-	-	29 (27)	-	-
78	295738	BACHMANN Silke	ITA	28	-	-	28 (29)	-	-
79	505271	EKMAN Susanne	SWE	27	-	27 (32)	-	-	-
79	505260	HARGIN Janette	SWE	27	9 (42)	-	-	18 (33)	-
79	195931	PELTIER Audrey	FRA	27	-	-	27 (30)	-	-
82	296217	COLETTI Alexandra	ITA	26	9 (42)	-	-	17 (36)	-
83	515478	ALPIGER Ella	SUI	25	10 (40)	-	-	15 (40)	-
83	155047	ZAKOURILOVA Petra	CZE	25	-	25 (33)	-	-	-
85	515166	PIEREN Tanja	SUI	20	-	-	-	20 (31)	-
86	425443	BIRKELUND Karina	NOR	19	-	19 (34)	-	-	-
87	105662	LEFRANCOIS Anne Marie	CAN	18	14 (37)	-	-	4 (47)	-
88	55290	HEREGGER Selina	AUT	16	16 (35)	-	-	-	-
89	385032	JELUSIC Ana	CRO	15	-	15 (35)	-	-	-
90	565037	SUHADOLC Mojca	SLO	14	-	-	-	14 (41)	-
90	106402	VANDERBEEK Kelly	CAN	14	14 (37)	-	-	-	-
92	537446	MCCARTY Bryna	USA	10	10 (40)	-	-	-	-
93	425380	BREMSETH Lisa	NOR	9	-	9 (36)	-	-	-
93	195311	DUVILLARD Julie	FRA	9	4 (45)	-	5 (40)	-	-
93	305287	HIROI Noriyo	JPN	9	-	9 (36)	-	-	-
96	106022	JANYK Britt	CAN	8	-	-	8 (35)	-	-
97	305092	KASHIWAGI Kumiko	JPN	7	-	7 (39)	-	-	-
97	195868	MEILLEUR Karine	FRA	7	-	-	-	7 (45)	-
97	295927	PLANATSCHER Maddalena	ITA	7	-	-	7 (37)	-	-
100	195215	VIDAL Vanessa	FRA	6	-	6 (41)	-	-	-
101	195927	LAZIER Laurence	FRA	5	-	-	5 (40)	-	-
102	536479	POWERS Alison	USA	2	2 (46)	-	-	-	-

LEGEND

GS Giant Slalom points SG Super-G points DH Downhill points Points Overall points SL Slalom points
K Combined points

16-01-2004 / Cortina d'Ampezzo (ITA) / 6087

Page 3/3

www.fis-ski.com

Generation Date: FRI 16 JAN 2004


Time: 12:10 Swatch Internet Time: @507

Document: 25B 1.0





AUDI FIS SKI WORLD CUP



AUDI FIS SKI WORLD CUP 2003/04

5th LADIES SUPER-G

WOMEN FIS NATION CUP


Number of Nations: 17

Place	Nation	Points	Diff.	DH	SL	GS	SG	K
1	AUT Austria	3586		848	855	729	1154	-
2	GER Germany	1916	- 1670	542	510	182	682	-
3	FRA France	1281	- 2305	385	258	114	524	-
4	USA United States of America	1223	- 2363	350	289	219	365	-
5	SUI Switzerland	1195	- 2391	415	224	254	302	-
6	SWE Sweden	1074	- 2512	9	658	318	89	-
7	ITA Italy	964	- 2622	191	103	471	199	-
8	CAN Canada	456	- 3130	134	-	101	221	-
9	FIN Finland	321	- 3265	-	182	139	-	-
10	NOR Norway	303	- 3283	15	189	85	14	-
11	SPA Spain	136	- 3450	-	-	136	-	-
12	CZE Czech Republic	133	- 3453	-	131	2	-	-
13	SLO Slovenia	121	- 3465	-	-	107	14	-
14	GBR Great Britain	83	- 3503	27	-	6	50	-
15	CRO Croatia	75	- 3511	-	75	-	-	-
16	SVK Slovakia	63	- 3523	-	63	-	-	-
17	JPN Japan	16	- 3570	-	16	-	-	-





AUDI FIS SKI WORLD CUP



AUDI FIS SKI WORLD CUP 2003/04

5th LADIES SUPER-G

FIS OVERALL NATION CUP


Number of Nations: 21

Place	Nation	Overall			DH Points			SL Points			GS Points			SG Points			K Points		
		M+W	M	W	M+W	M	W	M+W	M	W	M+W	M	W	M+W	M	W	M+W	M	W
1	AUT	8452	4866	3586	2727	1879	848	1707	852	855	1766	1037	729	2096	942	1154	156	156	-
2	ITA	2485	1521	964	372	181	191	586	483	103	1202	731	471	325	126	199	-	-	-
3	FRA	2284	1003	1281	719	334	385	493	235	258	486	372	114	536	12	524	50	50	-
4	USA	2280	1057	1223	619	269	350	449	160	289	589	370	219	523	158	365	100	100	-
5	SUI	2138	943	1195	761	346	415	328	104	224	434	180	254	548	246	302	67	67	-
6	GER	2038	122	1916	571	29	542	597	87	510	182	-	182	688	6	682	-	-	-
7	NOR	1680	1377	303	358	343	15	320	131	189	443	358	85	440	426	14	119	119	-
8	SWE	1589	515	1074	102	93	9	846	188	658	390	72	318	174	85	89	77	77	-
9	FIN	816	495	321	-	-	-	413	231	182	403	264	139	-	-	-	-	-	-
10	CAN	770	314	456	215	81	134	45	45	-	207	106	101	303	82	221	-	-	-
11	SLO	311	190	121	27	27	-	112	112	-	118	11	107	14	-	14	40	40	-
12	CRO	260	185	75	-	-	-	184	109	75	62	62	-	14	14	-	-	-	-
13	CZE	151	18	133	-	-	-	131	-	131	2	-	2	-	-	-	18	18	-
14	SPA	136	-	136	-	-	-	-	-	-	136	-	136	-	-	-	-	-	-
15	GBR	124	41	83	27	-	27	41	41	-	6	-	6	50	-	50	-	-	-
16	LIE	123	123	-	51	51	-	-	-	-	10	10	-	62	62	-	-	-	-
17	JPN	67	51	16	-	-	-	67	51	16	-	-	-	-	-	-	-	-	-
18	SVK	63	-	63	-	-	-	63	-	63	-	-	-	-	-	-	-	-	-
19	RUS	13	13	-	-	-	-	-	-	-	-	-	-	-	-	-	13	13	-
20	AND	12	12	-	-	-	-	-	-	-	-	-	-	-	-	-	12	12	-
21	AUS	10	10	-	3	3	-	-	-	-	-	-	-	7	7	-	-	-	-





AUDI FIS SKI WORLD CUP



AUDI FIS SKI WORLD CUP 2003/04

AFTER 5th LADIES SUPER-G

MANUFACTURERS STANDINGS WOMEN presented by "DIE PRESSE"


Number of Manufacturers: 9

Place	Manufacturer	Points	Diff.	DH	SL	GS	SG	K
1	SALOMON	2180		455	660	515	550	-
2	VÖLKL	1895	- 285	405	660	405	425	-
3	ROSSIGNOL	1225	- 955	200	145	470	410	-
4	BLIZZARD	420	- 1760	160	-	-	260	-
5	FISCHER	405	- 1775	195	-	60	150	-
6	DYNASTAR	305	- 1875	85	130	50	40	-
7	ATOMIC	200	- 1980	-	200	-	-	-
8	HEAD	180	- 2000	60	40	-	80	-
9	NORDICA	50	- 2130	-	50	-	-	-





AUDI FIS SKI WORLD CUP



AUDI FIS SKI WORLD CUP 2003/04

AFTER 5th LADIES SUPER-G

MANUFACTURERS STANDINGS OVERALL presented by "DIE PRESSE"

Number of Manufacturers: 10

Place	Manufacturer	Overall			DH Points			SL Points			GS Points			SG Points			K Points		
		M+W	M	W	M+W	M	W	M+W	M	W	M+W	M	W	M+W	M	W	M+W	M	W
1	ATOMIC	3870	3670	200	1555	1555	-	500	300	200	795	795	-	895	895	-	125	125	-
2	SALOMON	2910	730	2180	545	90	455	760	100	660	1055	540	515	550	-	550	-	-	-
3	VÖLKL	2220	325	1895	405	-	405	985	325	660	405	-	405	425	-	425	-	-	-
4	ROSSIGNOL	1905	680	1225	200	-	200	285	140	145	860	390	470	410	-	410	150	150	-
5	DYNASTAR	955	650	305	245	160	85	175	45	130	200	150	50	275	235	40	60	60	-
6	FISCHER	665	260	405	195	-	195	260	260	-	60	-	60	150	-	150	-	-	-
7	BLIZZARD	420	-	420	160	-	160	-	-	-	-	-	-	260	-	260	-	-	-
8	NORDICA	340	290	50	-	-	-	340	290	50	-	-	-	-	-	-	-	-	-
9	HEAD	310	130	180	150	90	60	80	40	40	-	-	-	80	-	80	-	-	-
10	ELAN	40	40	-	-	-	-	-	-	-	-	-	-	-	-	-	40	40	-

