



FIS SKI WORLD CUP
1st LADIES SLALOM
ALPHABETICAL LIST OF COMPETITORS



Number of Competitors: 64

Nation	FIS Code	Name	FIS Points (October 2003 List)				
			DH	SL	GS	SG	
AUT	55302	EGGER Sabine	374.18 (1158)	4.93 (14)	45.68 (403)	221.40 (1566)	
	55576	GOERGL Elisabeth	22.41 (76)	5.58 (20)	5.99 (30)	20.56 (80)	
	55069	GOETSCHL Renate	0.00 (1)	15.52 (71)	37.54 (292)	0.27 (2)	
	55690	HOSP Nicole	18.64 (65)	4.19 (7)	3.08 (6)	23.98 (98)	
	55759	KIRCHGASSER Michaela	27.12 (93)	6.00 (31)	11.96 (46)	25.62 (114)	
	55388	RAICH Carina	–	14.02 (63)	33.24 (238)	202.85 (1464)	
	55590	SCHILD Marlies	42.03 (143)	3.10 (3)	38.48 (309)	62.17 (349)	
	55691	SPONRING Christine	6.00 (31)	12.49 (58)	21.04 (107)	21.02 (86)	
	55359	TRUPPE Karin	208.90 (849)	5.73 (23)	29.69 (191)	56.72 (295)	
CAN	106527	ACTON Brigitte	47.81 (163)	23.99 (126)	19.80 (100)	24.96 (107)	
	105741	FORSYTH Allison	125.92 (525)	21.32 (106)	4.46 (14)	62.81 (362)	
	106022	JANYK Britt	123.86 (517)	14.35 (64)	5.02 (19)	61.14 (341)	
CRO	385027	FLEISS Nika	–	5.91 (26)	16.08 (67)	44.72 (209)	
	385032	JELUSIC Ana	–	10.99 (51)	14.89 (59)	62.81 (362)	
CZE	155194	KURFUERSTOVA Eva	406.35 (1182)	11.04 (52)	16.27 (70)	420.02 (2006)	
	155415	ZAHROBSKA Sarka	37.91 (129)	5.62 (21)	13.98 (56)	21.33 (87)	
	155047	ZAKOURILOVA Petra	112.44 (460)	10.26 (46)	23.68 (135)	129.60 (960)	
FIN	185140	POUTIAINEN Tanja	–	3.33 (4)	4.70 (17)	177.42 (1318)	
	185058	RAITA Henna	345.36 (1126)	7.49 (41)	35.03 (258)	263.51 (1745)	
FRA	195972	AUBERT Sandrine	164.65 (673)	11.90 (55)	29.88 (197)	38.70 (175)	
	195927	LAZIER Laurence	213.09 (860)	21.34 (108)	9.76 (39)	265.20 (1750)	
	195377	PASCAL Christel	–	3.43 (5)	17.27 (83)	350.40 (1946)	
	195249	PEQUEGNOT Laure	253.78 (963)	3.46 (6)	23.02 (128)	163.94 (1218)	
	195215	VIDAL Vanessa	155.48 (636)	5.79 (25)	57.60 (602)	115.39 (838)	
GER	205636	BERGMANN-SCHMUDERER Monika	134.06 (562)	4.36 (8)	39.29 (321)	162.71 (1211)	
	205378	ERTL Martina	5.50 (23)	4.65 (11)	3.37 (8)	2.82 (7)	
	205115	GERG Annemarie	–	5.15 (16)	17.85 (91)	90.89 (611)	
	205993	HOELZL Kathrin	194.45 (797)	20.24 (103)	11.59 (44)	42.05 (190)	
	206001	RIESCH Maria	4.73 (17)	15.69 (74)	21.22 (109)	13.28 (41)	



FIS SKI WORLD CUP
1st LADIES SLALOM
ALPHABETICAL LIST OF COMPETITORS



Number of Competitors: 64

Nation	FIS Code	Name	FIS Points (October 2003 List)			
			DH	SL	GS	SG
ITA	295738	BACHMANN Silke	165.25 (674)	16.15 (78)	8.05 (35)	15.58 (53)
	295559	BIAVASCHI Elisabetta	–	6.00 (31)	32.49 (227)	–
	295265	CERESA Annalisa	83.97 (334)	5.95 (27)	31.26 (220)	52.80 (271)
	295435	GIUS Nicole	212.71 (859)	4.37 (10)	8.28 (36)	49.33 (240)
	295445	KARBON Denise	483.54 (1219)	14.41 (66)	2.63 (3)	44.95 (211)
	296008	MERIGHETTI Daniela	24.31 (81)	10.60 (48)	5.84 (25)	28.29 (124)
	296259	MOELGG Manuela	87.31 (342)	5.98 (29)	5.97 (28)	20.75 (82)
	296073	MORANDINI Claudia	275.15 (1007)	7.03 (39)	22.34 (122)	136.58 (1013)
JPN	305287	HIROI Noriyo	–	18.99 (92)	28.07 (177)	266.61 (1762)
	305092	KASHIWAGI Kumiko	675.91 (1234)	25.10 (133)	26.37 (159)	94.09 (645)
NOR	425359	BERNTSEN Hedda	52.11 (179)	10.47 (47)	24.87 (147)	103.10 (728)
	425443	BIRKELUND Karina	332.78 (1109)	15.53 (72)	27.94 (175)	267.06 (1764)
	425380	BREMSETH Lisa	71.49 (272)	9.64 (43)	47.92 (440)	92.53 (633)
	425051	ROGNMO Trine–bakke	289.86 (1042)	5.30 (18)	26.63 (162)	347.35 (1941)
	425458	VIKEN Line	340.19 (1119)	6.97 (38)	24.64 (144)	107.31 (766)
RUS	485270	LAPTEVA Irina	146.27 (608)	62.27 (650)	55.49 (562)	78.07 (483)
SLO	565207	DABIC Lea	7.46 (42)	12.57 (60)	60.93 (659)	17.54 (64)
	565243	MAZE Tina	36.89 (125)	31.05 (188)	4.14 (12)	27.43 (118)
SPA	495065	RIENDA CONTRERAS Maria Jose	–	21.74 (113)	4.12 (11)	20.68 (81)
SUI	515619	GINI Sandra	246.53 (938)	7.42 (40)	16.98 (79)	37.89 (172)
	515092	GRUENENFELDER Corina	443.89 (1207)	5.99 (30)	19.63 (99)	243.57 (1675)
	515268	NEF Sonja	–	4.84 (13)	2.77 (5)	34.23 (150)
	515370	OESTER Marlies	42.14 (144)	5.49 (19)	16.67 (77)	136.81 (1018)
SVK	705287	ZUZULOVA Veronika	–	6.00 (31)	27.56 (169)	–
SWE	505610	BORSSEN Therese	–	9.76 (44)	23.37 (132)	250.56 (1706)
	505271	EKMAN Susanne	–	5.75 (24)	12.10 (47)	81.41 (521)
	505187	OTTOSSON Anna	67.96 (257)	5.15 (16)	4.42 (13)	12.07 (38)
	505483	PAERSON Anja	20.98 (71)	2.10 (2)	0.00 (1)	13.44 (42)
USA	537230	KELLEY Jessica C	450.46 (1210)	24.01 (127)	13.14 (50)	48.15 (236)
	537544	KILDOW Lindsey C.	9.56 (43)	19.09 (94)	15.05 (60)	20.93 (85)
	535825	KOZNICK Kristina	–	4.78 (12)	5.85 (26)	90.63 (608)
	537545	MANCUSO Julia	5.86 (27)	16.55 (83)	11.50 (43)	5.87 (25)
	537626	RICHARDSON Kaylin L	94.34 (380)	10.69 (49)	13.58 (52)	42.35 (191)
	536481	SCHLEPER Sarah	93.85 (378)	4.99 (15)	5.18 (22)	61.20 (342)
	537772	STIEGLER Resi	25.09 (83)	11.44 (54)	12.54 (48)	30.09 (134)

LEGEND			
DH Downhill	SL Slalom	GS Giant Slalom	SG Super-G

29-11-2003 / Park City (USA) / 5460

Page 2/2

Data Processing by SWATCH

www.fis-ski.com

SWATCH Timing

Generation Date: FRI 28 NOV 2003

Time: 17:43 Swatch Internet Time: @ 71

Document: 32E 1.0



FIS SKI WORLD CUP
1st LADIES SLALOM
DRAW LIST BY POINTS



Number of Competitors: 64

No.	FIS Code	Name	Nation	WCSL-SL	WCSL-O	FIS-SL
1	505483	PAERSON Anja	SWE	548 (2)	1218 (2)	2.10 (1)
2	55590	SCHILD Marlies	AUT	422 (3)	472 (16)	3.10 (2)
3	185140	POUTIAINEN Tanja	FIN	393 (4)	585 (11)	3.33 (3)
4	195377	PASCAL Christel	FRA	381 (5)	414 (21)	3.43 (4)
5	195249	PEQUEGNOT Laure	FRA	377 (6)	378 (23)	3.46 (5)
6	55690	HOSP Nicole	AUT	286 (7)	695 (10)	4.19 (6)
7	205636	BERGMANN-SCHMUDERER Monika	GER	265 (8)	265 (32)	4.36 (7)
8	295435	GIUS Nicole	ITA	264 (10)	311 (28)	4.37 (8)
9	205378	ERTL Martina	GER	228 (11)	1067 (4)	4.65 (9)
10	535825	KOZNICK Kristina	USA	212 (12)	271 (31)	4.78 (10)
11	515268	NEF Sonja	SUI	205 (13)	517 (14)	4.84 (11)
12	55302	EGGER Sabine	AUT	193 (14)	193 (42)	4.93 (12)
13	536481	SCHLEPER Sarah	USA	186 (15)	356 (25)	4.99 (13)
14	505187	OTTOSSON Anna	SWE	166 (16)	427 (19)	5.15 (15)
15	205115	GERG Annemarie	GER	166 (16)	167 (49)	5.15 (14)
16	425051	ROGNMO Trine-bakke	NOR	147 (18)	147 (54)	5.30 (16)
17	515370	OESTER Marlies	SUI	123 (19)	313 (27)	5.49 (17)
18	55576	GOERGL Elisabeth	AUT	112 (20)	226 (36)	5.58 (18)
19	155415	ZAHROBSKA Sarka	CZE	107 (21)	162 (50)	5.62 (19)
20	55359	TRUPPE Karin	AUT	93 (23)	93 (63)	5.73 (20)
21	505271	EKMAN Susanne	SWE	91 (24)	96 (62)	5.75 (21)
22	195215	VIDAL Vanessa	FRA	86 (25)	86 (65)	5.79 (22)
23	385027	FLEISS Nika	CRO	71 (26)	71 (68)	5.91 (23)
24	295265	CERESA Annalisa	ITA	66 (27)	66 (69)	5.95 (24)
25	296259	MOELGG Manuela	ITA	62 (29)	175 (45)	5.98 (25)
26	515092	GRUENENFELDER Corina	SUI	61 (30)	61 (74)	5.99 (26)
27	425380	BREMSETH Lisa	NOR	56 (31)	56 (77)	9.64 (34)
28	425359	BERNTSEN Hedda	NOR	55 (32)	55 (78)	10.47 (37)
29	106022	JANYK Britt	CAN	50 (33)	174 (46)	14.35 (47)
30	55691	SPONRING Christine	AUT	49 (34)	81 (66)	12.49 (44)
31	55388	RAICH Carina	AUT	49 (34)	49 (82)	14.02 (46)
32	+400 55069	GOETSCHL Renate	AUT	-	922 (7)	15.52 (49)
33	55759	KIRCHGASSER Michaela	AUT	40 (38)	40 (86)	6.00 (27)
34	295559	BIAVASCHI Elisabetta	ITA	-	-	6.00 (28)
35	705287	ZUZULOVA Veronika	SVK	-	-	6.00 (29)
36	425458	VIKEN Line	NOR	48 (36)	48 (84)	6.97 (30)



FIS SKI WORLD CUP
1st LADIES SLALOM
DRAW LIST BY POINTS



Number of Competitors: 64

No.	FIS Code	Name	Nation	WCSL-SL	WCSL-O	FIS-SL
37	296073	MORANDINI Claudia	ITA	15 (46)	15 (102)	7.03 (31)
38	515619	GINI Sandra	SUI	-	-	7.42 (32)
39	185058	RAITA Henna	FIN	33 (39)	33 (91)	7.49 (33)
40	505610	BORSSEN Therese	SWE	-	-	9.76 (35)
41	155047	ZAKOURILOVA Petra	CZE	10 (47)	10 (104)	10.26 (36)
42	296008	MERIGHETTI Daniela	ITA	18 (43)	108 (58)	10.60 (38)
43	537626	RICHARDSON Kaylin L	USA	-	-	10.69 (39)
44	385032	JELUSIC Ana	CRO	-	9 (107)	10.99 (40)
45	155194	KURFUERSTOVA Eva	CZE	-	-	11.04 (41)
46	537772	STIEGLER Resi	USA	24 (40)	50 (81)	11.44 (42)
47	195972	AUBERT Sandrine	FRA	-	-	11.90 (43)
48	565207	DABIC Lea	SLO	43 (37)	65 (70)	12.57 (45)
49	295445	KARBON Denise	ITA	6 (50)	370 (24)	14.41 (48)
50	425443	BIRKELUND Karina	NOR	-	-	15.53 (50)
51	206001	RIESCH Maria	GER	22 (41)	274 (30)	15.69 (51)
52	295738	BACHMANN Silke	ITA	18 (43)	52 (80)	16.15 (52)
53	537545	MANCUSO Julia	USA	17 (45)	198 (41)	16.55 (53)
54	305287	HIROI Noriyo	JPN	-	-	18.99 (54)
55	537544	KILDOW Lindsey C.	USA	-	3 (119)	19.09 (55)
56	205993	HOELZL Kathrin	GER	-	-	20.24 (56)
57	105741	FORSYTH Allison	CAN	6 (50)	184 (43)	21.32 (57)
58	195927	LAZIER Laurence	FRA	-	23 (98)	21.34 (58)
59	495065	RIENDA CONTRERAS Maria Jose	SPA	19 (42)	293 (29)	21.74 (59)
60	106527	ACTON Brigitte	CAN	-	-	23.99 (60)
61	537230	KELLEY Jessica C	USA	-	-	24.01 (61)
62	305092	KASHIWAGI Kumiko	JPN	-	-	25.10 (62)
63	565243	MAZE Tina	SLO	-	228 (35)	31.05 (63)
64	485270	LAPTEVA Irina	RUS	-	-	62.27 (64)

LEGEND

+400 More than 400 points on WCSL-O after 15th place or after 30th place
WCSL-SL World Cup Start List points for Slalom
FIS-SL FIS points for Slalom

WCSL-O Overall WCSL points
No. Control Number

29-11-2003 / Park City (USA) / 5460

Page 2/2

Data Processing by SWATCH

www.fis-ski.com

SWATCH Timing

Generation Date: FRI 28 NOV 2003

Time: 17:43 Swatch Internet Time: @ 71

Document: 45A 1.0



FIS SKI WORLD CUP
1st LADIES SLALOM 1st RUN
START LIST

**Jury**

TD FIS	A. SHAW	CAN
Referee	K. HOCH	FIS
Chief of Race	J. CLIFFORD	USA

Technical Data

Course Name	C.B.'s Run
Start Altitude	2306 m
Finish Altitude	2120 m
Vertical Drop	186 m
Homologation Number	4236/109/94

Race Information 1st Run

Course Setter	M. BERTHOLD	GER
Number of Gates	56	
Turning Gates	55	
Start Time	10:30	
Forerunners	A - L. ROSS	USA
	B - K. HITCHCOCK	USA
	C - S. GLOVER	USA

Race Information 2nd Run

Course Setter	T. STAUFFER	SWE
Number of Gates	54	
Turning Gates	53	
Start Time	13:30	
Forerunners	A - K. HITCHCOCK	USA
	B - L. ROSS	USA
	C - S. GLOVER	USA

Number of Competitors: 64

Bib	FIS Code	Name	Year of Birth	Nation	Time	Ski
1	505483	PAERSON Anja	1981	SWE		SALOMON
2	55690	HOSP Nicole	1983	AUT		VÖLKL
3	55590	SCHILD Marlies	1981	AUT		ATOMIC
4	195249	PEQUEGNOT Laure	1975	FRA		SALOMON
5	205636	BERGMANN-SCHMUDERER M.	1978	GER		VÖLKL
6	185140	POUTIAINEN Tanja	1980	FIN		ROSSIGNOL
7	195377	PASCAL Christel	1973	FRA		SALOMON
8	536481	SCHLEPER Sarah	1979	USA		ROSSIGNOL
9	515268	NEF Sonja	1972	SUI		VÖLKL
10	535825	KOZNICK Kristina	1975	USA		VÖLKL
11	205378	ERTL Martina	1973	GER		ROSSIGNOL
12	505187	OTTOSSON Anna	1976	SWE		DYNASTAR
13	205115	GERG Annemarie	1975	GER		NORDICA
14	295435	GIUS Nicole	1980	ITA		SALOMON
15	55302	EGGER Sabine	1977	AUT		HEAD
16	425051	ROGNMO Trine-bakke	1975	NOR		DYNASTAR
17	515370	OESTER Marlies	1976	SUI		NORDICA
18	55576	GOERGL Elisabeth	1981	AUT		VÖLKL
19	155415	ZAHROBSKA Sarka	1985	CZE		HEAD
20	55359	TRUPPE Karin	1978	AUT		FISCHER
21	505271	EKMAN Susanne	1978	SWE		SALOMON
22	195215	VIDAL Vanessa	1974	FRA		ROSSIGNOL



FIS SKI WORLD CUP
1st LADIES SLALOM 1st RUN
START LIST



Number of Competitors: 64

Bib	FIS Code	Name	Year of Birth	Nation	Time	Ski
23	385027	FLEISS Nika	1984	CRO	_____	ATOMIC
24	295265	CERESA Annalisa	1978	ITA	_____	VÖLKL
25	296259	MOELGG Manuela	1983	ITA	_____	FISCHER
26	515092	GRUENENFELDER Corina	1975	SUI	_____	NORDICA
27	425380	BREMSETH Lisa	1979	NOR	_____	VÖLKL
28	425359	BERNTSEN Hedda	1976	NOR	_____	FISCHER
29	106022	JANYK Britt	1980	CAN	_____	SALOMON
30	55691	SPONRING Christine	1983	AUT	_____	ATOMIC
31	55388	RAICH Carina	1979	AUT	_____	ATOMIC
32	55069	GOETSCHL Renate	1975	AUT	_____	SALOMON
33	55759	KIRCHGASSER Michaela	1985	AUT	_____	ATOMIC
34	295559	BIAVASCHI Elisabetta	1973	ITA	_____	DYNASTAR
35	705287	ZUZULOVA Veronika	1984	SVK	_____	ROSSIGNOL
36	425458	VIKEN Line	1981	NOR	_____	DYNASTAR
37	296073	MORANDINI Claudia	1982	ITA	_____	HEAD
38	515619	GINI Sandra	1982	SUI	_____	VÖLKL
39	185058	RAITA Henna	1975	FIN	_____	ROSSIGNOL
40	505610	BORSSEN Therese	1984	SWE	_____	ATOMIC
41	155047	ZAKOURILOVA Petra	1978	CZE	_____	HEAD
42	296008	MERIGHETTI Daniela	1981	ITA	_____	SALOMON
43	537626	RICHARDSON Kaylin L	1984	USA	_____	SALOMON
44	385032	JELUSIC Ana	1986	CRO	_____	ATOMIC
45	155194	KURFUERSTOVA Eva	1977	CZE	_____	ROSSIGNOL
46	537772	STIEGLER Resi	1985	USA	_____	DYNASTAR
47	195972	AUBERT Sandrine	1982	FRA	_____	ROSSIGNOL
48	565207	DABIC Lea	1981	SLO	_____	ELAN
49	295445	KARBON Denise	1980	ITA	_____	SALOMON
50	425443	BIRKELUND Karina	1980	NOR	_____	DYNASTAR
51	206001	RIESCH Maria	1984	GER	_____	HEAD
52	295738	BACHMANN Silke	1977	ITA	_____	VÖLKL
53	537545	MANCUSO Julia	1984	USA	_____	ROSSIGNOL
54	305287	HIROI Noriyo	1976	JPN	_____	ROSSIGNOL
55	537544	KILDOW Lindsey C.	1984	USA	_____	ROSSIGNOL
56	205993	HOELZL Kathrin	1984	GER	_____	VÖLKL
57	105741	FORSYTH Allison	1978	CAN	_____	ROSSIGNOL
58	195927	LAZIER Laurence	1981	FRA	_____	SALOMON
59	495065	RIENDA CONTRERAS Maria Jose	1975	SPA	_____	ROSSIGNOL
60	106527	ACTON Brigitte	1985	CAN	_____	ROSSIGNOL
61	537230	KELLEY Jessica C	1982	USA	_____	ROSSIGNOL
62	305092	KASHIWAGI Kumiko	1978	JPN	_____	SALOMON
63	565243	MAZE Tina	1983	SLO	_____	ROSSIGNOL
64	485270	LAPTEVA Irina	1979	RUS	_____	FISCHER



FIS SKI WORLD CUP
1st LADIES SLALOM 1st RUN
OFFICIAL RESULTS

**Jury**

TD FIS	A. SHAW	CAN
Referee	K. HOCH	FIS
Chief of Race	J. CLIFFORD	USA

Technical Data

Course Name	C.B.'s Run
Start Altitude	2306 m
Finish Altitude	2120 m
Vertical Drop	186 m
Homologation Number	4236/109/94

Race Information 1st Run

Course Setter	M. BERTHOLD	GER
Number of Gates	56	
Turning Gates	55	
Start Time	10:30	
Forerunners	A - L. ROSS	USA
	B - K. HITCHCOCK	USA
	C - S. GLOVER	USA

Race Information 2nd Run

Course Setter	T. STAUFFER	SWE
Number of Gates	54	
Turning Gates	53	
Start Time	13:30	
Forerunners	A - K. HITCHCOCK	USA
	B - L. ROSS	USA
	C - S. GLOVER	USA

Weather: Cloudy **Snow:** Hard **Temperature – Start:** 1 °C **Finish:** 2 °C

Number of Competitors: 64

Rank	Bib	FIS Code	Name	Year of Birth	Nation	Time	Diff.	Ski
1	1	505483	PAERSON Anja	1981	SWE	47.14		SALOMON
2	4	195249	PEQUEGNOT Laure	1975	FRA	48.00	0.86	SALOMON
3	10	535825	KOZNICK Kristina	1975	USA	48.23	1.09	VÖLKL
4	11	205378	ERTL Martina	1973	GER	48.43	1.29	ROSSIGNOL
5	13	205115	GERG Annemarie	1975	GER	48.52	1.38	NORDICA
6	9	515268	NEF Sonja	1972	SUI	48.55	1.41	VÖLKL
7	3	55590	SCHILD Marlies	1981	AUT	48.60	1.46	ATOMIC
8	6	185140	POUTIAINEN Tanja	1980	FIN	48.68	1.54	ROSSIGNOL
9	12	505187	OTTOSSON Anna	1976	SWE	48.86	1.72	DYNASTAR
10	19	155415	ZAHROBSKA Sarka	1985	CZE	48.97	1.83	HEAD
10	14	295435	GIUS Nicole	1980	ITA	48.97	1.83	SALOMON
12	16	425051	ROGNMO Trine-bakke	1975	NOR	49.06	1.92	DYNASTAR
13	25	296259	MOELGG Manuela	1983	ITA	49.17	2.03	FISCHER
14	35	705287	ZUZULOVA Veronika	1984	SVK	49.52	2.38	ROSSIGNOL
15	26	515092	GRUENENFELDER Corina	1975	SUI	49.59	2.45	NORDICA
16	40	505610	BORSEN Therese	1984	SWE	49.60	2.46	ATOMIC
17	27	425380	BREMSETH Lisa	1979	NOR	49.69	2.55	VÖLKL
18	24	295265	CERESA Annalisa	1978	ITA	49.70	2.56	VÖLKL
19	23	385027	FLEISS Nika	1984	CRO	49.73	2.59	ATOMIC



FIS SKI WORLD CUP
1st LADIES SLALOM 1st RUN
OFFICIAL RESULTS



Number of Competitors: 64

Rank	Bib	FIS Code	Name	Year of Birth	Nation	Time	Diff.	Ski
19	17	515370	OESTER Marlies	1976	SUI	49.73	2.59	NORDICA
19	15	55302	EGGER Sabine	1977	AUT	49.73	2.59	HEAD
22	33	55759	KIRCHGASSER Michaela	1985	AUT	49.85	2.71	ATOMIC
23	20	55359	TRUPPE Karin	1978	AUT	50.00	2.86	FISCHER
24	46	537772	STIEGLER Resi	1985	USA	50.23	3.09	DYNASTAR
25	53	537545	MANCUSO Julia	1984	USA	50.24	3.10	ROSSIGNOL
26	30	55691	SPONRING Christine	1983	AUT	50.28	3.14	ATOMIC
27	21	505271	EKMANN Susanne	1978	SWE	50.35	3.21	SALOMON
28	44	385032	JELUSIC Ana	1986	CRO	50.57	3.43	ATOMIC
29	22	195215	VIDAL Vanessa	1974	FRA	50.60	3.46	ROSSIGNOL
30	41	155047	ZAKOURILOVA Petra	1978	CZE	50.72	3.58	HEAD
31	51	206001	RIESCH Maria	1984	GER	50.76	3.62	HEAD
32	43	537626	RICHARDSON Kaylin L	1984	USA	50.79	3.65	SALOMON
33	39	185058	RAITA Henna	1975	FIN	50.87	3.73	ROSSIGNOL
34	31	55388	RAICH Carina	1979	AUT	50.88	3.74	ATOMIC
35	37	296073	MORANDINI Claudia	1982	ITA	50.98	3.84	HEAD
36	32	55069	GOETSCHL Renate	1975	AUT	51.03	3.89	SALOMON
37	59	495065	RIENDA CONTRERAS M.	1975	SPA	51.08	3.94	ROSSIGNOL
37	54	305287	HIROI Noriyo	1976	JPN	51.08	3.94	ROSSIGNOL
39	45	155194	KURFUERSTOVA Eva	1977	CZE	51.24	4.10	ROSSIGNOL
40	52	295738	BACHMANN Silke	1977	ITA	51.25	4.11	VÖLKL
41	49	295445	KARBON Denise	1980	ITA	51.28	4.14	SALOMON
42	50	425443	BIRKELUND Karina	1980	NOR	51.32	4.18	DYNASTAR
43	62	305092	KASHIWAGI Kumiko	1978	JPN	51.34	4.20	SALOMON
44	28	425359	BERNTSEN Hedda	1976	NOR	51.38	4.24	FISCHER
45	55	537544	KILDOW Lindsey C.	1984	USA	51.40	4.26	ROSSIGNOL
46	48	565207	DABIC Lea	1981	SLO	51.52	4.38	ELAN
46	38	515619	GINI Sandra	1982	SUI	51.52	4.38	VÖLKL
48	29	106022	JANYK Britt	1980	CAN	51.68	4.54	SALOMON
49	61	537230	KELLEY Jessica C	1982	USA	52.13	4.99	ROSSIGNOL
50	60	106527	ACTON Brigitte	1985	CAN	52.14	5.00	ROSSIGNOL
51	57	105741	FORSYTH Allison	1978	CAN	52.30	5.16	ROSSIGNOL
52	58	195927	LAZIER Laurence	1981	FRA	52.49	5.35	SALOMON
53	64	485270	LAPTEVA Irina	1979	RUS	54.61	7.47	FISCHER

DID NOT FINISH 1st RUN: 10 competitors

2	55690	HOSP Nicole	1983	AUT	VÖLKL
5	205636	BERGMANN-SCHMUDERER	1978	GER	VÖLKL
7	195377	PASCAL Christel	1973	FRA	SALOMON
18	55576	GOERGL Elisabeth	1981	AUT	VÖLKL
34	295559	BIAVASCHI Elisabetta	1973	ITA	DYNASTAR
36	425458	VIKEN Line	1981	NOR	DYNASTAR
42	296008	MERIGHETTI Daniela	1981	ITA	SALOMON
47	195972	AUBERT Sandrine	1982	FRA	ROSSIGNOL
56	205993	HOELZL Kathrin	1984	GER	VÖLKL
63	565243	MAZE Tina	1983	SLO	ROSSIGNOL



FIS SKI WORLD CUP
1st LADIES SLALOM 1st RUN
OFFICIAL RESULTS



Number of Competitors: 64

Rank	Bib	FIS Code	Name	Year of Birth	Nation	Time	Diff.	Ski
DISQUALIFIED 1st RUN: 1 competitor								
	8	536481	SCHLEPER Sarah	1979	USA	Gate 51	Rule 629.3	ROSSIGNOL

Reason for disqualification:

629.3 Does not pass through a gate correctly (art. 661.4)

29-11-2003 / Park City (USA) / 5460

Page 3/3

Data Processing by SWATCH

www.fis-ski.com

SWATCH Timing

Generation Date: SAT 29 NOV 2003

Time: 12:05 Swatch Internet Time: @836

Document: 73B 1.0



FIS SKI WORLD CUP
1st LADIES SLALOM 2nd RUN
START LIST

**Jury**

TD FIS	A. SHAW	CAN
Referee	K. HOCH	FIS
Chief of Race	J. CLIFFORD	USA

Technical Data

Course Name	C.B.'s Run
Start Altitude	2306 m
Finish Altitude	2120 m
Vertical Drop	186 m
Homologation Number	4236/109/94

Race Information 1st Run

Course Setter	M. BERTHOLD	GER
Number of Gates	56	
Turning Gates	55	
Start Time	10:30	
Forerunners	A - L. ROSS	USA
	B - K. HITCHCOCK	USA
	C - S. GLOVER	USA

Race Information 2nd Run

Course Setter	T. STAUFFER	SWE
Number of Gates	54	
Turning Gates	53	
Start Time	13:30	
Forerunners	A - K. HITCHCOCK	USA
	B - L. ROSS	USA
	C - S. GLOVER	USA

Number of Competitors: 30

Start Order	Bib	FIS Code	Name	Year of Birth	Nation	1st Run	Diff.	Rank	2nd Run	Total	Ski
1	41	155047	ZAKOURILOVA Petra	1978	CZE	50.72	3.58	30			HEAD
2	22	195215	VIDAL Vanessa	1974	FRA	50.60	3.46	29			ROSSIGNOL
3	44	385032	JELUSIC Ana	1986	CRO	50.57	3.43	28			ATOMIC
4	21	505271	EKMAN Susanne	1978	SWE	50.35	3.21	27			SALOMON
5	30	55691	SPONRING Christine	1983	AUT	50.28	3.14	26			ATOMIC
6	53	537545	MANCUSO Julia	1984	USA	50.24	3.10	25			ROSSIGNOL
7	46	537772	STIEGLER Resi	1985	USA	50.23	3.09	24			DYNASTAR
8	20	55359	TRUPPE Karin	1978	AUT	50.00	2.86	23			FISCHER
9	33	55759	KIRCHGASSER Michaela	1985	AUT	49.85	2.71	22			ATOMIC
10	15	55302	EGGER Sabine	1977	AUT	49.73	2.59	19			HEAD
11	17	515370	OESTER Marlies	1976	SUI	49.73	2.59	19			NORDICA
12	23	385027	FLEISS Nika	1984	CRO	49.73	2.59	19			ATOMIC
13	24	295265	CERESA Annalisa	1978	ITA	49.70	2.56	18			VÖLKL
14	27	425380	BREMSETH Lisa	1979	NOR	49.69	2.55	17			VÖLKL
15	40	505610	BORSSSEN Therese	1984	SWE	49.60	2.46	16			ATOMIC
16	26	515092	GRUENENFELDER C.	1975	SUI	49.59	2.45	15			NORDICA
17	35	705287	ZUZULOVA Veronika	1984	SVK	49.52	2.38	14			ROSSIGNOL
18	25	296259	MOELGG Manuela	1983	ITA	49.17	2.03	13			FISCHER
19	16	425051	ROGNMO Trine-bakke	1975	NOR	49.06	1.92	12			DYNASTAR
20	14	295435	GIUS Nicole	1980	ITA	48.97	1.83	10			SALOMON
21	19	155415	ZAHROBSKA Sarka	1985	CZE	48.97	1.83	10			HEAD

29-11-2003 / Park City (USA) / 5460

Page 1/2

Data Processing by SWATCH

www.fis-ski.com

SWATCH Timing

Generation Date: SAT 29 NOV 2003

Time: 12:12 Swatch Internet Time: @841

Document: 51B 1.0



FIS SKI WORLD CUP
1st LADIES SLALOM 2nd RUN
START LIST



Number of Competitors: 30

Start Order	Bib	FIS Code	Name	Year of Birth	Nation	1st Run	Diff.	Rank	2nd Run	Total	Ski
22	12	505187	OTTOSSON Anna	1976	SWE	48.86	1.72	9	_____	_____	DYNASTAR
23	6	185140	POUTIAINEN Tanja	1980	FIN	48.68	1.54	8	_____	_____	ROSSIGNOL
24	3	55590	SCHILD Marlies	1981	AUT	48.60	1.46	7	_____	_____	ATOMIC
25	9	515268	NEF Sonja	1972	SUI	48.55	1.41	6	_____	_____	VÖLKL
26	13	205115	GERG Annemarie	1975	GER	48.52	1.38	5	_____	_____	NORDICA
27	11	205378	ERTL Martina	1973	GER	48.43	1.29	4	_____	_____	ROSSIGNOL
28	10	535825	KOZNICK Kristina	1975	USA	48.23	1.09	3	_____	_____	VÖLKL
29	4	195249	PEQUEGNOT Laure	1975	FRA	48.00	0.86	2	_____	_____	SALOMON
30	1	505483	PAERSON Anja	1981	SWE	47.14	0.00	1	_____	_____	SALOMON



FIS SKI WORLD CUP
1st LADIES SLALOM 2nd RUN
OFFICIAL RESULTS

**Jury**

TD FIS A. SHAW CAN
Referee K. HOCH FIS
Chief of Race J. CLIFFORD USA

Technical Data

Course Name C.B.'s Run
Start Altitude 2306 m
Finish Altitude 2120 m
Vertical Drop 186 m
Homologation Number 4236/109/94

Race Information 1st Run

Course Setter M. BERTHOLD GER
Number of Gates 56
Turning Gates 55
Start Time 10:30
Forerunners A - L. ROSS USA
B - K. HITCHCOCK USA
C - S. GLOVER USA

Race Information 2nd Run

Course Setter T. STAUFFER SWE
Number of Gates 54
Turning Gates 53
Start Time 13:30
Forerunners A - K. HITCHCOCK USA
B - L. ROSS USA
C - S. GLOVER USA

Weather: Cloudy **Snow:** Hard **Temperature – Start:** 4 °C **Finish:** 3 °C **F-factor:** 570

Number of Competitors: 64

Rank	Bib	FIS Code	Name	Year of Birth	Nation	1st Run	2nd Run	Total	Diff.	Race Points	Ski
1	1	505483	PAERSON Anja	1981	SWE	47.14	46.60	1:33.74		0.00	SALOMON
2	9	515268	NEF Sonja	1972	SUI	48.55	46.33	1:34.88	1.14	6.93	VÖLKL
3	3	55590	SCHILD Marlies	1981	AUT	48.60	46.55	1:35.15	1.41	8.57	ATOMIC
4	4	195249	PEQUEGNOT Laure	1975	FRA	48.00	47.16	1:35.16	1.42	8.63	SALOMON
5	11	205378	ERTL Martina	1973	GER	48.43	46.79	1:35.22	1.48	9.00	ROSSIGNOL
6	19	155415	ZAHROBSKA Sarka	1985	CZE	48.97	46.28	1:35.25	1.51	9.18	HEAD
7	6	185140	POUTIAINEN Tanja	1980	FIN	48.68	46.87	1:35.55	1.81	11.01	ROSSIGNOL
8	14	295435	GIUS Nicole	1980	ITA	48.97	47.04	1:36.01	2.27	13.80	SALOMON
9	12	505187	OTTOSSON Anna	1976	SWE	48.86	47.19	1:36.05	2.31	14.05	DYNASTAR
10	10	535825	KOZNICK Kristina	1975	USA	48.23	47.84	1:36.07	2.33	14.17	VÖLKL
11	15	55302	EGGER Sabine	1977	AUT	49.73	46.56	1:36.29	2.55	15.51	HEAD
12	30	55691	SPONRING Christine	1983	AUT	50.28	46.04	1:36.32	2.58	15.69	ATOMIC
13	40	505610	BORSSEN Therese	1984	SWE	49.60	46.82	1:36.42	2.68	16.30	ATOMIC
14	35	705287	ZUZULOVA Veronika	1984	SVK	49.52	46.95	1:36.47	2.73	16.60	ROSSIGNOL
15	13	205115	GERG Annemarie	1975	GER	48.52	47.98	1:36.50	2.76	16.78	NORDICA
16	23	385027	FLEISS Nika	1984	CRO	49.73	46.97	1:36.70	2.96	18.00	ATOMIC
17	26	515092	GRUENENFELDER Corina	1975	SUI	49.59	47.34	1:36.93	3.19	19.40	NORDICA

#778 _____



FIS SKI WORLD CUP
1st LADIES SLALOM 2nd RUN
OFFICIAL RESULTS



Number of Competitors: 64

Rank	Bib	FIS Code	Name	Year of Birth	Nation	1st Run	2nd Run	Total	Diff.	Race Points	Ski
18	33	55759	KIRCHGASSER Michaela	1985	AUT	49.85	47.10	1:36.95	3.21	19.52	ATOMIC
19	16	425051	ROGNMO Trine-bakke	1975	NOR	49.06	47.90	1:36.96	3.22	19.58	DYNASTAR
20	17	515370	OESTER Marlies	1976	SUI	49.73	47.35	1:37.08	3.34	20.31	NORDICA
21	20	55359	TRUPPE Karin	1978	AUT	50.00	47.15	1:37.15	3.41	20.74	FISCHER
22	27	425380	BREMSETH Lisa	1979	NOR	49.69	47.52	1:37.21	3.47	21.10	VÖLKL
23	21	505271	EKMANN Susanne	1978	SWE	50.35	46.87	1:37.22	3.48	21.16	SALOMON
24	41	155047	ZAKOURILOVA Petra	1978	CZE	50.72	47.16	1:37.88	4.14	25.17	HEAD
25	22	195215	VIDAL Vanessa	1974	FRA	50.60	47.56	1:38.16	4.42	26.88	ROSSIGNOL
26	44	385032	JELUSIC Ana	1986	CRO	50.57	47.68	1:38.25	4.51	27.42	ATOMIC
27	53	537545	MANCUSO Julia	1984	USA	50.24	49.05	1:39.29	5.55	33.75	ROSSIGNOL
28	> 46	537772	STIEGLER Resi	1985	USA	50.23	1:15.03	2:05.26	31.52	191.66	DYNASTAR

DID NOT QUALIFY FOR 2nd RUN: 23 competitors

51	206001	RIESCH Maria	1984	GER	50.76						HEAD
43	537626	RICHARDSON Kaylin L	1984	USA	50.79						SALOMON
39	185058	RAITA Henna	1975	FIN	50.87						ROSSIGNOL
31	55388	RAICH Carina	1979	AUT	50.88						ATOMIC
37	296073	MORANDINI Claudia	1982	ITA	50.98						HEAD
32	55069	GOETSCHL Renate	1975	AUT	51.03						SALOMON
59	495065	GIENDA CONTRERAS M.	1975	SPA	51.08						ROSSIGNOL
54	305287	HIROI Noriyo	1976	JPN	51.08						ROSSIGNOL
45	155194	KURFUERSTOVA Eva	1977	CZE	51.24						ROSSIGNOL
52	295738	BACHMANN Silke	1977	ITA	51.25						VÖLKL
49	295445	KARBON Denise	1980	ITA	51.28						SALOMON
50	425443	BIRKELUND Karina	1980	NOR	51.32						DYNASTAR
62	305092	KASHIWAGI Kumiko	1978	JPN	51.34						SALOMON
28	425359	BERNTSEN Hedda	1976	NOR	51.38						FISCHER
55	537544	KILDOW Lindsey C.	1984	USA	51.40						ROSSIGNOL
48	565207	DABIC Lea	1981	SLO	51.52						ELAN
38	515619	GINI Sandra	1982	SUI	51.52						VÖLKL
29	106022	JANYK Britt	1980	CAN	51.68						SALOMON
61	537230	KELLEY Jessica C	1982	USA	52.13						ROSSIGNOL
60	106527	ACTON Brigitte	1985	CAN	52.14						ROSSIGNOL
57	105741	FORSYTH Allison	1978	CAN	52.30						ROSSIGNOL
58	195927	LAZIER Laurence	1981	FRA	52.49						SALOMON
64	485270	LAPTEVA Irina	1979	RUS	54.61						FISCHER

DID NOT FINISH 1st RUN: 10 competitors

2	55690	HOSP Nicole	1983	AUT							VÖLKL
5	205636	BERGMANN-S. Monika	1978	GER							VÖLKL
7	195377	PASCAL Christel	1973	FRA							SALOMON
18	55576	GOERGL Elisabeth	1981	AUT							VÖLKL
34	295559	BIAVASCHI Elisabetta	1973	ITA							DYNASTAR
36	425458	VIKEN Line	1981	NOR							DYNASTAR
42	296008	MERIGHETTI Daniela	1981	ITA							SALOMON
47	195972	AUBERT Sandrine	1982	FRA							ROSSIGNOL
56	205993	HOELZL Kathrin	1984	GER							VÖLKL

#778 _____



FIS SKI WORLD CUP
1st LADIES SLALOM 2nd RUN
OFFICIAL RESULTS



Number of Competitors: 64

Rank	Bib	FIS Code	Name	Year of Birth	Nation	1st Run	2nd Run	Total	Diff.	Race Points	Ski
	63	565243	MAZE Tina	1983	SLO						ROSSIGNOL
DISQUALIFIED 1st RUN: 1 competitor											
	8	536481	SCHLEPER Sarah	1979	USA	Gate 51	Rule 629.3				ROSSIGNOL
DID NOT FINISH 2nd RUN: 2 competitors											
	24	295265	CERESA Annalisa	1978	ITA						VÖLKL
	25	296259	MOELGG Manuela	1983	ITA						FISCHER

Reason for disqualification:

629.3 Does not pass through a gate correctly (art. 661.4)

Technical Delegate:
A. SHAW (CAN) #778

LEGEND

> Competitor's overall time is more than 8% greater than winning time (see FIS rule §10.2)

29-11-2003 / Park City (USA) / 5460

Page 3/3

Data Processing by SWATCH

www.fis-ski.com

SWATCH Timing

Generation Date: SAT 29 NOV 2003

Time: 14:10 Swatch Internet Time: @923

Document: 73C 1.0



FIS SKI WORLD CUP
1st LADIES SLALOM
PENALTY CALCULATION



Best 10 at Finish

Rank	Bib	FIS Code	Name	Nation	FIS Points	Best 5	Race Points
1	1	505483	PAERSON Anja	SWE	2.10	2.10	0.00
2	9	515268	NEF Sonja	SUI	4.84		
3	3	55590	SCHILD Marlies	AUT	3.10	3.10	8.57
4	4	195249	PEQUEGNOT Laure	FRA	3.46	3.46	8.63
5	11	205378	ERTL Martina	GER	4.65		
6	19	155415	ZAHROBSKA Sarka	CZE	5.62		
7	6	185140	POUTIAINEN Tanja	FIN	3.33	3.33	11.01
8	14	295435	GIUS Nicole	ITA	4.37	4.37	13.80
9	12	505187	OTTOSSON Anna	SWE	5.15		
10	10	535825	KOZNICK Kristina	USA	4.78		

Best 5 FIS Points at Start

Rank	Bib	FIS Code	Name	Nation	FIS Points
1	1	505483	PAERSON Anja	SWE	2.10
3	3	55590	SCHILD Marlies	AUT	3.10
7	6	185140	POUTIAINEN Tanja	FIN	3.33
DNF	7	195377	PASCAL Christel	FRA	3.43
4	4	195249	PEQUEGNOT Laure	FRA	3.46

TOTALS:		
FIS Points of Best 5 at Start (B)	15.42	
FIS Points of Best at Finish in Top 10 (A)		16.36
Race Points of Corresponding Competitors (C)		42.01
Calculated Penalty (A+B-C) : 10 =>	-1.023	
Rounded	-1.02	
Category Adder	0.00	
Correction Value (Z)	-1.44	
Calculated Penalty	0.42	
Penalty Applied	0.00	

#778 _____



FIS SKI WORLD CUP
1st LADIES SLALOM 2nd RUN
PERFORMANCE ANALYSIS 1



Number of Competitors: 28

Rank	Bib	Name	Nation	Positions			Partials			Difference	
				Pos.	Time	Rank	Pos.	Time	Rank	Time	
1	1	PAERSON Anja	SWE	Run1:	Int1:	20.55	(1)	I1-Fin:	26.59	(1)	0.00
					Fin:	47.14	(1)				0.00
				Run2:	Int1:	20.39	(17)	I1-Fin:	26.21	(3)	0.77
					Fin:	46.60	(6)				0.56
				Total:	Int1:	1:07.53	(1)			0.00	
					Fin:	1:33.74	(1)			0.00	
2	9	NEF Sonja	SUI	Run1:	Int1:	21.56	(9)	I1-Fin:	26.99	(5)	1.01
					Fin:	48.55	(6)				1.41
				Run2:	Int1:	20.03	(2)	I1-Fin:	26.30	(5)	0.41
					Fin:	46.33	(3)				0.29
				Total:	Int1:	1:08.58	(2)			1.05	
					Fin:	1:34.88	(2)			1.14	
3	3	SCHILD Marlies	AUT	Run1:	Int1:	21.39	(7)	I1-Fin:	27.21	(6)	0.84
					Fin:	48.60	(7)				1.46
				Run2:	Int1:	20.28	(10)	I1-Fin:	26.27	(4)	0.66
					Fin:	46.55	(4)				0.51
				Total:	Int1:	1:08.88	(7)			1.35	
					Fin:	1:35.15	(3)			1.41	
4	4	PEQUEGNOT Laure	FRA	Run1:	Int1:	21.16	(2)	I1-Fin:	26.84	(2)	0.61
					Fin:	48.00	(2)				0.86
				Run2:	Int1:	20.75	(24)	I1-Fin:	26.41	(7)	1.13
					Fin:	47.16	(16)				1.12
				Total:	Int1:	1:08.75	(4)			1.22	
					Fin:	1:35.16	(4)			1.42	
5	11	ERTL Martina	GER	Run1:	Int1:	21.19	(3)	I1-Fin:	27.24	(7)	0.64
					Fin:	48.43	(4)				1.29
				Run2:	Int1:	20.37	(16)	I1-Fin:	26.42	(8)	0.75
					Fin:	46.79	(7)				0.75
				Total:	Int1:	1:08.80	(6)			1.27	
					Fin:	1:35.22	(5)			1.48	
6	19	ZAHROBSKA Sarka	CZE	Run1:	Int1:	21.67	(12)	I1-Fin:	27.30	(9)	1.12
					Fin:	48.97	(10)				1.83
				Run2:	Int1:	20.10	(5)	I1-Fin:	26.18	(2)	0.48
					Fin:	46.28	(2)				0.24
				Total:	Int1:	1:09.07	(8)			1.54	
					Fin:	1:35.25	(6)			1.51	



FIS SKI WORLD CUP
1st LADIES SLALOM 2nd RUN
PERFORMANCE ANALYSIS 1



Number of Competitors: 28

Rank	Bib	Name	Nation	Positions			Partial			Difference
				Pos.	Time	Rank	Pos.	Time	Rank	Time
7	6	POUTIAINEN Tanja	FIN	Run1:	Int1: 21.43 (8)		I1-Fin:	27.25 (8)	0.88	
					Fin: 48.68 (8)				1.54	
				Run2:	Int1: 20.09 (3)		I1-Fin:	26.78 (17)	0.47	
					Fin: 46.87 (9)				0.83	
				Total:	Int1: 1:08.77 (5)			1.24		
					Fin: 1:35.55 (7)			1.81		
8	14	GIUS Nicole	ITA	Run1:	Int1: 21.23 (5)		I1-Fin:	27.74 (17)	0.68	
					Fin: 48.97 (10)				1.83	
				Run2:	Int1: 20.29 (11)		I1-Fin:	26.75 (15)	0.67	
					Fin: 47.04 (13)				1.00	
				Total:	Int1: 1:09.26 (10)			1.73		
					Fin: 1:36.01 (8)			2.27		
9	12	OTTOSSON Anna	SWE	Run1:	Int1: 21.20 (4)		I1-Fin:	27.66 (15)	0.65	
					Fin: 48.86 (9)				1.72	
				Run2:	Int1: 20.30 (13)		I1-Fin:	26.89 (20)	0.68	
					Fin: 47.19 (18)				1.15	
				Total:	Int1: 1:09.16 (9)			1.63		
					Fin: 1:36.05 (9)			2.31		
10	10	KOZNICK Kristina	USA	Run1:	Int1: 21.36 (6)		I1-Fin:	26.87 (3)	0.81	
					Fin: 48.23 (3)				1.09	
				Run2:	Int1: 20.46 (18)		I1-Fin:	27.38 (27)	0.84	
					Fin: 47.84 (24)				1.80	
				Total:	Int1: 1:08.69 (3)			1.16		
					Fin: 1:36.07 (10)			2.33		
11	15	EGGER Sabine	AUT	Run1:	Int1: 21.70 (13)		I1-Fin:	28.03 (22)	1.15	
					Fin: 49.73 (17)				2.59	
				Run2:	Int1: 20.16 (7)		I1-Fin:	26.40 (6)	0.54	
					Fin: 46.56 (5)				0.52	
				Total:	Int1: 1:09.89 (13)			2.36		
					Fin: 1:36.29 (11)			2.55		
12	30	SPONRING Christine	AUT	Run1:	Int1: 22.36 (28)		I1-Fin:	27.92 (20)	1.81	
					Fin: 50.28 (24)				3.14	
				Run2:	Int1: 19.62 (1)		I1-Fin:	26.42 (8)	0.00	
					Fin: 46.04 (1)				0.00	
				Total:	Int1: 1:09.90 (14)			2.37		
					Fin: 1:36.32 (12)			2.58		
13	40	BORSSEN Therese	SWE	Run1:	Int1: 21.89 (14)		I1-Fin:	27.71 (16)	1.34	
					Fin: 49.60 (15)				2.46	
				Run2:	Int1: 20.11 (6)		I1-Fin:	26.71 (14)	0.49	
					Fin: 46.82 (8)				0.78	
				Total:	Int1: 1:09.71 (11)			2.18		
					Fin: 1:36.42 (13)			2.68		
14	35	ZUZULOVA Veronika	SVK	Run1:	Int1: 22.18 (23)		I1-Fin:	27.34 (10)	1.63	
					Fin: 49.52 (13)				2.38	
				Run2:	Int1: 20.36 (15)		I1-Fin:	26.59 (11)	0.74	
					Fin: 46.95 (11)				0.91	
				Total:	Int1: 1:09.88 (12)			2.35		
					Fin: 1:36.47 (14)			2.73		



FIS SKI WORLD CUP
1st LADIES SLALOM 2nd RUN
PERFORMANCE ANALYSIS 1



Number of Competitors: 28

Rank	Bib	Name	Nation	Positions			Partials			Difference
				Pos.	Time	Rank	Pos.	Time	Rank	Time
15	13	GERG Annemarie	GER	Run1:	Int1:	21.65 (11)	I1-Fin:	26.87 (3)	1.10	
					Fin:	48.52 (5)			1.38	
				Run2:	Int1:	21.43 (26)	I1-Fin:	26.55 (10)	1.81	
					Fin:	47.98 (26)			1.94	
Total:	Int1:	1:09.95 (16)			2.42					
				Fin:	1:36.50 (15)			2.76		
16	23	FLEISS Nika	CRO	Run1:	Int1:	22.21 (27)	I1-Fin:	27.52 (13)	1.66	
					Fin:	49.73 (17)			2.59	
				Run2:	Int1:	20.29 (11)	I1-Fin:	26.68 (12)	0.67	
					Fin:	46.97 (12)			0.93	
Total:	Int1:	1:10.02 (17)			2.49					
				Fin:	1:36.70 (16)			2.96		
17	26	GRUENENFELDER C.	SUI	Run1:	Int1:	22.05 (18)	I1-Fin:	27.54 (14)	1.50	
					Fin:	49.59 (14)			2.45	
				Run2:	Int1:	20.52 (20)	I1-Fin:	26.82 (19)	0.90	
					Fin:	47.34 (19)			1.30	
Total:	Int1:	1:10.11 (18)			2.58					
				Fin:	1:36.93 (17)			3.19		
18	33	KIRCHGASSER Michaela	AUT	Run1:	Int1:	22.06 (19)	I1-Fin:	27.79 (19)	1.51	
					Fin:	49.85 (20)			2.71	
				Run2:	Int1:	20.35 (14)	I1-Fin:	26.75 (15)	0.73	
					Fin:	47.10 (14)			1.06	
Total:	Int1:	1:10.20 (20)			2.67					
				Fin:	1:36.95 (18)			3.21		
19	16	ROGMO Trine-bakke	NOR	Run1:	Int1:	21.63 (10)	I1-Fin:	27.43 (11)	1.08	
					Fin:	49.06 (12)			1.92	
				Run2:	Int1:	20.87 (25)	I1-Fin:	27.03 (24)	1.25	
					Fin:	47.90 (25)			1.86	
Total:	Int1:	1:09.93 (15)			2.40					
				Fin:	1:36.96 (19)			3.22		
20	17	OESTER Marlies	SUI	Run1:	Int1:	21.98 (15)	I1-Fin:	27.75 (18)	1.43	
					Fin:	49.73 (17)			2.59	
				Run2:	Int1:	20.46 (18)	I1-Fin:	26.89 (20)	0.84	
					Fin:	47.35 (20)			1.31	
Total:	Int1:	1:10.19 (19)			2.66					
				Fin:	1:37.08 (20)			3.34		
21	20	TRUPPE Karin	AUT	Run1:	Int1:	22.03 (16)	I1-Fin:	27.97 (21)	1.48	
					Fin:	50.00 (21)			2.86	
				Run2:	Int1:	20.26 (9)	I1-Fin:	26.89 (20)	0.64	
					Fin:	47.15 (15)			1.11	
Total:	Int1:	1:10.26 (21)			2.73					
				Fin:	1:37.15 (21)			3.41		
22	27	BREMSETH Lisa	NOR	Run1:	Int1:	22.19 (24)	I1-Fin:	27.50 (12)	1.64	
					Fin:	49.69 (16)			2.55	
				Run2:	Int1:	20.73 (23)	I1-Fin:	26.79 (18)	1.11	
					Fin:	47.52 (21)			1.48	
Total:	Int1:	1:10.42 (22)			2.89					
				Fin:	1:37.21 (22)			3.47		



FIS SKI WORLD CUP
1st LADIES SLALOM 2nd RUN
PERFORMANCE ANALYSIS 1



Number of Competitors: 28

Rank	Bib	Name	Nation	Positions			Partials			Difference	
				Pos.	Time	Rank	Pos.	Time	Rank	Time	
23	21	EKMAN Susanne	SWE	Run1:	Int1:	22.08	(20)	I1-Fin:	28.27	(25)	1.53
					Fin:	50.35	(25)				3.21
				Run2:	Int1:	20.17	(8)	I1-Fin:	26.70	(13)	0.55
					Fin:	46.87	(9)				0.83
		Total:	Int1:	1:10.52	(23)				2.99		
			Fin:	1:37.22	(23)				3.48		
24	41	ZAKOURILOVA Petra	CZE	Run1:	Int1:	22.19	(24)	I1-Fin:	28.53	(28)	1.64
					Fin:	50.72	(28)				3.58
				Run2:	Int1:	20.09	(3)	I1-Fin:	27.07	(25)	0.47
					Fin:	47.16	(16)				1.12
		Total:	Int1:	1:10.81	(24)				3.28		
			Fin:	1:37.88	(24)				4.14		
25	22	VIDAL Vanessa	FRA	Run1:	Int1:	22.15	(22)	I1-Fin:	28.45	(26)	1.60
					Fin:	50.60	(27)				3.46
				Run2:	Int1:	20.56	(22)	I1-Fin:	27.00	(23)	0.94
					Fin:	47.56	(22)				1.52
		Total:	Int1:	1:11.16	(26)				3.63		
			Fin:	1:38.16	(25)				4.42		
26	44	JELUSIC Ana	CRO	Run1:	Int1:	22.09	(21)	I1-Fin:	28.48	(27)	1.54
					Fin:	50.57	(26)				3.43
				Run2:	Int1:	20.54	(21)	I1-Fin:	27.14	(26)	0.92
					Fin:	47.68	(23)				1.64
		Total:	Int1:	1:11.11	(25)				3.58		
			Fin:	1:38.25	(26)				4.51		
27	53	MANCUSO Julia	USA	Run1:	Int1:	22.04	(17)	I1-Fin:	28.20	(24)	1.49
					Fin:	50.24	(23)				3.10
				Run2:	Int1:	23.03	(27)	I1-Fin:	26.02	(1)	3.41
					Fin:	49.05	(27)				3.01
		Total:	Int1:	1:13.27	(27)				5.74		
			Fin:	1:39.29	(27)				5.55		
28	46	STIEGLER Resi	USA	Run1:	Int1:	22.19	(24)	I1-Fin:	28.04	(23)	1.64
					Fin:	50.23	(22)				3.09
				Run2:	Int1:	47.07	(28)	I1-Fin:	27.96	(28)	27.45
					Fin:	1:15.03	(28)				28.99
		Total:	Int1:	1:37.30	(28)				29.77		
			Fin:	2:05.26	(28)				31.52		

LEGEND

Pos Intermediate or Speed Position **Int1:** Intermediate 1 **Run2** Second Run **Run1** First Run **Fin:** Finish
Total First + Second Run



FIS SKI WORLD CUP
1st LADIES SLALOM 2nd RUN
PERFORMANCE ANALYSIS 2



Number of Competitors: 64

Bib	Name	Nation	Positions			Partials			Difference	
			Pos.	Time	Rank	Pos.	Time	Rank	Time	
1	PAERSON Anja	SWE	Run1:	Int1:	20.55	(1)	I1-Fin:	26.59	(1)	0.00
				Fin:	47.14	(1)				
			Run2:	Int1:	20.39	(17)	I1-Fin:	26.21	(3)	0.77
				Fin:	46.60	(6)				
Total:	Int1:	1:07.53	(1)				0.00			
		Fin:	1:33.74	(1)				0.00		
2	HOSP Nicole	AUT	Run1:	Int1:	21.08	(3)	I1-Fin:			0.53
				Fin:	DNF					
			Run2:	Int1:			I1-Fin:			
				Fin:	DNF					
Total:	Int1:									
		Fin:	DNF							
3	SCHILD Marlies	AUT	Run1:	Int1:	21.39	(10)	I1-Fin:	27.21	(6)	0.84
				Fin:	48.60	(7)				
			Run2:	Int1:	20.28	(10)	I1-Fin:	26.27	(4)	0.66
				Fin:	46.55	(4)				
Total:	Int1:	1:08.88	(7)				1.35			
		Fin:	1:35.15	(3)				1.41		
4	PEQUEGNOT Laure	FRA	Run1:	Int1:	21.16	(4)	I1-Fin:	26.84	(2)	0.61
				Fin:	48.00	(2)				
			Run2:	Int1:	20.75	(24)	I1-Fin:	26.41	(7)	1.13
				Fin:	47.16	(16)				
Total:	Int1:	1:08.75	(4)				1.22			
		Fin:	1:35.16	(4)				1.42		
5	BERGMANN-SCHMUDERER M.	GER	Run1:	Int1:			I1-Fin:			
				Fin:	DNF					
			Run2:	Int1:			I1-Fin:			
				Fin:	DNF					
Total:	Int1:									
		Fin:	DNF							
6	POUTIAINEN Tanja	FIN	Run1:	Int1:	21.43	(11)	I1-Fin:	27.25	(8)	0.88
				Fin:	48.68	(8)				
			Run2:	Int1:	20.09	(3)	I1-Fin:	26.78	(17)	0.47
				Fin:	46.87	(9)				
Total:	Int1:	1:08.77	(5)				1.24			
		Fin:	1:35.55	(7)				1.81		



FIS SKI WORLD CUP
1st LADIES SLALOM 2nd RUN
PERFORMANCE ANALYSIS 2



Number of Competitors: 64

Bib	Name	Nation	Positions			Partials			Difference
			Pos.	Time	Rank	Pos.	Time	Rank	Time
7	PASCAL Christel	FRA	Run1:	Int1: 21.20 Fin: DNF	(6)	I1-Fin:		0.65	
			Run2:	Int1: Fin: DNF		I1-Fin:			
			Total:	Int1: Fin: DNF					
8	SCHLEPER Sarah	USA	Run1:	Int1: 20.90 Fin: DQ	(2)	I1-Fin:		0.35	
			Run2:	Int1: Fin: DQ		I1-Fin:			
			Total:	Int1: Fin: DQ					
9	NEF Sonja	SUI	Run1:	Int1: 21.56 (12) Fin: 48.55 (6)		I1-Fin: 26.99 (5)		1.01 1.41	
			Run2:	Int1: 20.03 (2) Fin: 46.33 (3)		I1-Fin: 26.30 (5)		0.41 0.29	
			Total:	Int1: 1:08.58 (2) Fin: 1:34.88 (2)				1.05 1.14	
10	KOZNICK Kristina	USA	Run1:	Int1: 21.36 (9) Fin: 48.23 (3)		I1-Fin: 26.87 (3)		0.81 1.09	
			Run2:	Int1: 20.46 (18) Fin: 47.84 (24)		I1-Fin: 27.38 (27)		0.84 1.80	
			Total:	Int1: 1:08.69 (3) Fin: 1:36.07 (10)				1.16 2.33	
11	ERTL Martina	GER	Run1:	Int1: 21.19 (5) Fin: 48.43 (4)		I1-Fin: 27.24 (7)		0.64 1.29	
			Run2:	Int1: 20.37 (16) Fin: 46.79 (7)		I1-Fin: 26.42 (8)		0.75 0.75	
			Total:	Int1: 1:08.80 (6) Fin: 1:35.22 (5)				1.27 1.48	
12	OTTOSSON Anna	SWE	Run1:	Int1: 21.20 (6) Fin: 48.86 (9)		I1-Fin: 27.66 (17)		0.65 1.72	
			Run2:	Int1: 20.30 (13) Fin: 47.19 (18)		I1-Fin: 26.89 (20)		0.68 1.15	
			Total:	Int1: 1:09.16 (9) Fin: 1:36.05 (9)				1.63 2.31	
13	GERG Annemarie	GER	Run1:	Int1: 21.65 (14) Fin: 48.52 (5)		I1-Fin: 26.87 (3)		1.10 1.38	
			Run2:	Int1: 21.43 (26) Fin: 47.98 (26)		I1-Fin: 26.55 (10)		1.81 1.94	
			Total:	Int1: 1:09.95 (16) Fin: 1:36.50 (15)				2.42 2.76	
14	GIUS Nicole	ITA	Run1:	Int1: 21.23 (8) Fin: 48.97 (10)		I1-Fin: 27.74 (19)		0.68 1.83	
			Run2:	Int1: 20.29 (11) Fin: 47.04 (13)		I1-Fin: 26.75 (15)		0.67 1.00	
			Total:	Int1: 1:09.26 (10) Fin: 1:36.01 (8)				1.73 2.27	



FIS SKI WORLD CUP
1st LADIES SLALOM 2nd RUN
PERFORMANCE ANALYSIS 2



Number of Competitors: 64

Bib	Name	Nation	Positions			Partials			Difference
			Pos.	Time	Rank	Pos.	Time	Rank	Time
15	EGGER Sabine	AUT	Run1:	Int1: 21.70 (17)		I1-Fin:	28.03 (26)		1.15
				Fin: 49.73 (19)					2.59
			Run2:	Int1: 20.16 (7)		I1-Fin:	26.40 (6)		0.54
				Fin: 46.56 (5)					0.52
			Total:	Int1: 1:09.89 (13)					2.36
			Fin: 1:36.29 (11)				2.55		
16	ROGNMO Trine-bakke	NOR	Run1:	Int1: 21.63 (13)		I1-Fin:	27.43 (11)		1.08
				Fin: 49.06 (12)					1.92
			Run2:	Int1: 20.87 (25)		I1-Fin:	27.03 (24)		1.25
				Fin: 47.90 (25)					1.86
			Total:	Int1: 1:09.93 (15)					2.40
			Fin: 1:36.96 (19)				3.22		
17	OESTER Marlies	SUI	Run1:	Int1: 21.98 (19)		I1-Fin:	27.75 (20)		1.43
				Fin: 49.73 (19)					2.59
			Run2:	Int1: 20.46 (18)		I1-Fin:	26.89 (20)		0.84
				Fin: 47.35 (20)					1.31
			Total:	Int1: 1:10.19 (19)					2.66
			Fin: 1:37.08 (20)				3.34		
18	GOERGL Elisabeth	AUT	Run1:	Int1: DNF		I1-Fin:			
				Fin: DNF					
			Run2:	Int1: DNF		I1-Fin:			
				Fin: DNF					
			Total:	Int1: DNF					
			Fin: DNF						
19	ZAHROBSKA Sarka	CZE	Run1:	Int1: 21.67 (15)		I1-Fin:	27.30 (9)		1.12
				Fin: 48.97 (10)					1.83
			Run2:	Int1: 20.10 (5)		I1-Fin:	26.18 (2)		0.48
				Fin: 46.28 (2)					0.24
			Total:	Int1: 1:09.07 (8)					1.54
			Fin: 1:35.25 (6)				1.51		
20	TRUPPE Karin	AUT	Run1:	Int1: 22.03 (20)		I1-Fin:	27.97 (25)		1.48
				Fin: 50.00 (23)					2.86
			Run2:	Int1: 20.26 (9)		I1-Fin:	26.89 (20)		0.64
				Fin: 47.15 (15)					1.11
			Total:	Int1: 1:10.26 (21)					2.73
			Fin: 1:37.15 (21)				3.41		
21	EKMAN Susanne	SWE	Run1:	Int1: 22.08 (24)		I1-Fin:	28.27 (30)		1.53
				Fin: 50.35 (27)					3.21
			Run2:	Int1: 20.17 (8)		I1-Fin:	26.70 (13)		0.55
				Fin: 46.87 (9)					0.83
			Total:	Int1: 1:10.52 (23)					2.99
			Fin: 1:37.22 (23)				3.48		
22	VIDAL Vanessa	FRA	Run1:	Int1: 22.15 (27)		I1-Fin:	28.45 (35)		1.60
				Fin: 50.60 (29)					3.46
			Run2:	Int1: 20.56 (22)		I1-Fin:	27.00 (23)		0.94
				Fin: 47.56 (22)					1.52
			Total:	Int1: 1:11.16 (26)					3.63
			Fin: 1:38.16 (25)				4.42		



FIS SKI WORLD CUP
1st LADIES SLALOM 2nd RUN
PERFORMANCE ANALYSIS 2



Number of Competitors: 64

Bib	Name	Nation	Positions			Partials			Difference	
			Pos.	Time	Rank	Pos.	Time	Rank	Time	
23	FLEISS Nika	CRO	Run1:	Int1:	22.21	(33)	I1-Fin:	27.52	(14)	1.66
				Fin:	49.73	(19)				
			Run2:	Int1:	20.29	(11)	I1-Fin:	26.68	(12)	0.67
				Fin:	46.97	(12)				
Total:	Int1:	1:10.02	(17)				2.49			
	Fin:	1:36.70	(16)				2.96			
24	CERESA Annalisa	ITA	Run1:	Int1:	22.08	(24)	I1-Fin:	27.62	(16)	1.53
				Fin:	49.70	(18)				
			Run2:	Int1:			I1-Fin:			
				Fin:	DNF					
Total:	Int1:		DNF							
	Fin:		DNF							
25	MOELGG Manuela	ITA	Run1:	Int1:	21.69	(16)	I1-Fin:	27.48	(12)	1.14
				Fin:	49.17	(13)				
			Run2:	Int1:			I1-Fin:			
				Fin:	DNF					
Total:	Int1:		DNF							
	Fin:		DNF							
26	GRUENENFELDER Corina	SUI	Run1:	Int1:	22.05	(22)	I1-Fin:	27.54	(15)	1.50
				Fin:	49.59	(15)				
			Run2:	Int1:	20.52	(20)	I1-Fin:	26.82	(19)	0.90
				Fin:	47.34	(19)				
Total:	Int1:	1:10.11	(18)				2.58			
	Fin:	1:36.93	(17)				3.19			
27	BREMSETH Lisa	NOR	Run1:	Int1:	22.19	(29)	I1-Fin:	27.50	(13)	1.64
				Fin:	49.69	(17)				
			Run2:	Int1:	20.73	(23)	I1-Fin:	26.79	(18)	1.11
				Fin:	47.52	(21)				
Total:	Int1:	1:10.42	(22)				2.89			
	Fin:	1:37.21	(22)				3.47			
28	BERNTSEN Hedda	NOR	Run1:	Int1:	22.83	(44)	I1-Fin:	28.55	(42)	2.28
				Fin:	51.38	(44)				
			Run2:	Int1:			I1-Fin:			
				Fin:	DNQ					
Total:	Int1:		DNQ							
	Fin:		DNQ							
29	JANYK Britt	CAN	Run1:	Int1:	22.93	(49)	I1-Fin:	28.75	(48)	2.38
				Fin:	51.68	(48)				
			Run2:	Int1:			I1-Fin:			
				Fin:	DNQ					
Total:	Int1:		DNQ							
	Fin:		DNQ							
30	SPONRING Christine	AUT	Run1:	Int1:	22.36	(34)	I1-Fin:	27.92	(24)	1.81
				Fin:	50.28	(26)				
			Run2:	Int1:	19.62	(1)	I1-Fin:	26.42	(8)	0.00
				Fin:	46.04	(1)				
Total:	Int1:	1:09.90	(14)				2.37			
	Fin:	1:36.32	(12)				2.58			



FIS SKI WORLD CUP
1st LADIES SLALOM 2nd RUN
PERFORMANCE ANALYSIS 2



Number of Competitors: 64

Bib	Name	Nation	Positions			Partials			Difference
			Pos.	Time	Rank	Pos.	Time	Rank	Time
31	RAICH Carina	AUT	Run1:	Int1: 22.58 (39) Fin: 50.88 (34)		I1-Fin: 28.30 (31)		2.03 3.74	
			Run2:	Int1: Fin: DNQ		I1-Fin:			
			Total:	Int1: Fin: DNQ					
32	GOETSCHL Renate	AUT	Run1:	Int1: 22.51 (36) Fin: 51.03 (36)		I1-Fin: 28.52 (38)		1.96 3.89	
			Run2:	Int1: Fin: DNQ		I1-Fin:			
			Total:	Int1: Fin: DNQ					
33	KIRCHGASSER Michaela	AUT	Run1:	Int1: 22.06 (23) Fin: 49.85 (22)		I1-Fin: 27.79 (21)		1.51 2.71	
			Run2:	Int1: 20.35 (14) Fin: 47.10 (14)		I1-Fin: 26.75 (15)		0.73 1.06	
			Total:	Int1: 1:10.20 (20) Fin: 1:36.95 (18)				2.67 3.21	
34	BIAVASCHI Elisabetta	ITA	Run1:	Int1: 22.75 (43) Fin: DNF		I1-Fin:		2.20	
			Run2:	Int1: Fin: DNF		I1-Fin:			
			Total:	Int1: Fin: DNF					
35	ZUZULOVA Veronika	SVK	Run1:	Int1: 22.18 (28) Fin: 49.52 (14)		I1-Fin: 27.34 (10)		1.63 2.38	
			Run2:	Int1: 20.36 (15) Fin: 46.95 (11)		I1-Fin: 26.59 (11)		0.74 0.91	
			Total:	Int1: 1:09.88 (12) Fin: 1:36.47 (14)				2.35 2.73	
36	VIKEN Line	NOR	Run1:	Int1: Fin: DNF		I1-Fin:			
			Run2:	Int1: Fin: DNF		I1-Fin:			
			Total:	Int1: Fin: DNF					
37	MORANDINI Claudia	ITA	Run1:	Int1: 23.16 (54) Fin: 50.98 (35)		I1-Fin: 27.82 (22)		2.61 3.84	
			Run2:	Int1: Fin: DNQ		I1-Fin:			
			Total:	Int1: Fin: DNQ					
38	GINI Sandra	SUI	Run1:	Int1: 22.91 (48) Fin: 51.52 (46)		I1-Fin: 28.61 (44)		2.36 4.38	
			Run2:	Int1: Fin: DNQ		I1-Fin:			
			Total:	Int1: Fin: DNQ					



FIS SKI WORLD CUP
1st LADIES SLALOM 2nd RUN
PERFORMANCE ANALYSIS 2



Number of Competitors: 64

Bib	Name	Nation	Positions			Partials			Difference	
			Pos.	Time	Rank	Pos.	Time	Rank	Time	
39	RAITA Henna	FIN	Run1:	Int1:	22.19	(29)	I1-Fin:	28.68	(45)	1.64
				Fin:	50.87	(33)				3.73
			Run2:	Int1:			I1-Fin:			
				Fin:	DNQ					
Total:	Int1:									
			Fin:	DNQ						
40	BORSSEN Therese	SWE	Run1:	Int1:	21.89	(18)	I1-Fin:	27.71	(18)	1.34
				Fin:	49.60	(16)				2.46
			Run2:	Int1:	20.11	(6)	I1-Fin:	26.71	(14)	0.49
				Fin:	46.82	(8)				0.78
Total:	Int1:	1:09.71	(11)				2.18			
			Fin:	1:36.42	(13)				2.68	
41	ZAKOURILOVA Petra	CZE	Run1:	Int1:	22.19	(29)	I1-Fin:	28.53	(39)	1.64
				Fin:	50.72	(30)				3.58
			Run2:	Int1:	20.09	(3)	I1-Fin:	27.07	(25)	0.47
				Fin:	47.16	(16)				1.12
Total:	Int1:	1:10.81	(24)				3.28			
			Fin:	1:37.88	(24)				4.14	
42	MERIGHETTI Daniela	ITA	Run1:	Int1:			I1-Fin:			
				Fin:	DNF					
			Run2:	Int1:			I1-Fin:			
				Fin:	DNF					
Total:	Int1:									
			Fin:	DNF						
43	RICHARDSON Kaylin L	USA	Run1:	Int1:	22.88	(46)	I1-Fin:	27.91	(23)	2.33
				Fin:	50.79	(32)				3.65
			Run2:	Int1:			I1-Fin:			
				Fin:	DNQ					
Total:	Int1:									
			Fin:	DNQ						
44	JELUSIC Ana	CRO	Run1:	Int1:	22.09	(26)	I1-Fin:	28.48	(36)	1.54
				Fin:	50.57	(28)				3.43
			Run2:	Int1:	20.54	(21)	I1-Fin:	27.14	(26)	0.92
				Fin:	47.68	(23)				1.64
Total:	Int1:	1:11.11	(25)				3.58			
			Fin:	1:38.25	(26)				4.51	
45	KURFUERSTOVA Eva	CZE	Run1:	Int1:	22.86	(45)	I1-Fin:	28.38	(33)	2.31
				Fin:	51.24	(39)				4.10
			Run2:	Int1:			I1-Fin:			
				Fin:	DNQ					
Total:	Int1:									
			Fin:	DNQ						
46	STIEGLER Resi	USA	Run1:	Int1:	22.19	(29)	I1-Fin:	28.04	(27)	1.64
				Fin:	50.23	(24)				3.09
			Run2:	Int1:	47.07	(28)	I1-Fin:	27.96	(28)	27.45
				Fin:	1:15.03	(28)				28.99
Total:	Int1:	1:37.30	(28)				29.77			
			Fin:	2:05.26	(28)				31.52	



FIS SKI WORLD CUP
1st LADIES SLALOM 2nd RUN
PERFORMANCE ANALYSIS 2



Number of Competitors: 64

Bib	Name	Nation	Positions			Partials			Difference
			Pos.	Time	Rank	Pos.	Time	Rank	Time
47	AUBERT Sandrine	FRA	Run1:	Int1:			I1-Fin:		
				Fin:	DNF				
			Run2:	Int1:			I1-Fin:		
				Fin:	DNF				
			Total:	Int1:					
				Fin:	DNF				
48	DABIC Lea	SLO	Run1:	Int1:	22.99 (51)		I1-Fin:	28.53 (39)	2.44
				Fin:	51.52 (46)				4.38
			Run2:	Int1:			I1-Fin:		
				Fin:	DNQ				
			Total:	Int1:					
				Fin:	DNQ				
49	KARBON Denise	ITA	Run1:	Int1:	22.69 (42)		I1-Fin:	28.59 (43)	2.14
				Fin:	51.28 (41)				4.14
			Run2:	Int1:			I1-Fin:		
				Fin:	DNQ				
			Total:	Int1:					
				Fin:	DNQ				
50	BIRKELUND Karina	NOR	Run1:	Int1:	22.43 (35)		I1-Fin:	28.89 (50)	1.88
				Fin:	51.32 (42)				4.18
			Run2:	Int1:			I1-Fin:		
				Fin:	DNQ				
			Total:	Int1:					
				Fin:	DNQ				
51	RIESCH Maria	GER	Run1:	Int1:	22.55 (38)		I1-Fin:	28.21 (29)	2.00
				Fin:	50.76 (31)				3.62
			Run2:	Int1:			I1-Fin:		
				Fin:	DNQ				
			Total:	Int1:					
				Fin:	DNQ				
52	BACHMANN Silke	ITA	Run1:	Int1:	22.90 (47)		I1-Fin:	28.35 (32)	2.35
				Fin:	51.25 (40)				4.11
			Run2:	Int1:			I1-Fin:		
				Fin:	DNQ				
			Total:	Int1:					
				Fin:	DNQ				
53	MANCUSO Julia	USA	Run1:	Int1:	22.04 (21)		I1-Fin:	28.20 (28)	1.49
				Fin:	50.24 (25)				3.10
			Run2:	Int1:	23.03 (27)		I1-Fin:	26.02 (1)	3.41
				Fin:	49.05 (27)				3.01
			Total:	Int1:	1:13.27 (27)				5.74
				Fin:	1:39.29 (27)				5.55
54	HIROI Noriyo	JPN	Run1:	Int1:	22.60 (40)		I1-Fin:	28.48 (36)	2.05
				Fin:	51.08 (37)				3.94
			Run2:	Int1:			I1-Fin:		
				Fin:	DNQ				
			Total:	Int1:					
				Fin:	DNQ				



FIS SKI WORLD CUP
1st LADIES SLALOM 2nd RUN
PERFORMANCE ANALYSIS 2



Number of Competitors: 64

Bib	Name	Nation	Positions			Partials			Difference
			Pos.	Time	Rank	Pos.	Time	Rank	Time
55	KILDOW Lindsey C.	USA	Run1:	Int1: 22.96 (50) Fin: 51.40 (45)		I1-Fin: 28.44 (34)		2.41 4.26	
			Run2:	Int1: Fin: DNQ		I1-Fin:			
			Total:	Int1: Fin: DNQ					
56	HOELZL Kathrin	GER	Run1:	Int1: 23.61 (56) Fin: DNF		I1-Fin:		3.06	
			Run2:	Int1: Fin: DNF		I1-Fin:			
			Total:	Int1: Fin: DNF					
57	FORSYTH Allison	CAN	Run1:	Int1: 23.11 (53) Fin: 52.30 (51)		I1-Fin: 29.19 (52)		2.56 5.16	
			Run2:	Int1: Fin: DNQ		I1-Fin:			
			Total:	Int1: Fin: DNQ					
58	LAZIER Laurence	FRA	Run1:	Int1: 23.75 (57) Fin: 52.49 (52)		I1-Fin: 28.74 (47)		3.20 5.35	
			Run2:	Int1: Fin: DNQ		I1-Fin:			
			Total:	Int1: Fin: DNQ					
59	RIENDA CONTRERAS M.	SPA	Run1:	Int1: 22.54 (37) Fin: 51.08 (37)		I1-Fin: 28.54 (41)		1.99 3.94	
			Run2:	Int1: Fin: DNQ		I1-Fin:			
			Total:	Int1: Fin: DNQ					
60	ACTON Brigitte	CAN	Run1:	Int1: 23.05 (52) Fin: 52.14 (50)		I1-Fin: 29.09 (51)		2.50 5.00	
			Run2:	Int1: Fin: DNQ		I1-Fin:			
			Total:	Int1: Fin: DNQ					
61	KELLEY Jessica C	USA	Run1:	Int1: 23.35 (55) Fin: 52.13 (49)		I1-Fin: 28.78 (49)		2.80 4.99	
			Run2:	Int1: Fin: DNQ		I1-Fin:			
			Total:	Int1: Fin: DNQ					
62	KASHIWAGI Kumiko	JPN	Run1:	Int1: 22.66 (41) Fin: 51.34 (43)		I1-Fin: 28.68 (45)		2.11 4.20	
			Run2:	Int1: Fin: DNQ		I1-Fin:			
			Total:	Int1: Fin: DNQ					



FIS SKI WORLD CUP
 1st LADIES SLALOM 2nd RUN
PERFORMANCE ANALYSIS 2



Number of Competitors: 64

Bib	Name	Nation	Positions			Partials			Difference
			Pos.	Time	Rank	Pos.	Time	Rank	Time
63	MAZE Tina	SLO	Run1:	Int1:			I1-Fin:		
				Fin:	DNF				
			Run2:	Int1:			I1-Fin:		
			Fin:	DNF					
			Total:	Int1:					
				Fin:	DNF				
64	LAPTEVA Irina	RUS	Run1:	Int1:	23.92 (58)		I1-Fin:	30.69 (53)	3.37
				Fin:	54.61 (53)				7.47
			Run2:	Int1:			I1-Fin:		
			Fin:	DNQ					
			Total:	Int1:					
				Fin:	DNQ				

LEGEND									
Pos	Intermediate or Speed Position	DNQ	Did Not Qualify	DNF	Did Not Finish	DQ	Disqualified	Fin:	Finish
Total	First + Second Run	Int1:	Intermediate 1	Run2	Second Run	Run1	First Run		



FIS SKI WORLD CUP

FIS SKI WORLD CUP AFTER 1st LADIES SLALOM SLALOM FIS WCSL LIST

Number of Competitors: 55

29 NOV 2003 Park City (USA)

Rank	FIS Code	Name	Nation	1	Base	- X	+ Y	= WCSL-SL
1	385022	KOSTELIC Janica	CRO	-	810	81	-	729
2	505483	PAERSON Anja	SWE	100	548	55	100	593
3	55590	SCHILD Marlies	AUT	60	422	42	60	440
4	185140	POUTIAINEN Tanja	FIN	36	393	39	36	390
5	195249	PEQUEGNOT Laure	FRA	50	377	38	50	389
6	195377	PASCAL Christel	FRA	-	381	38	-	343
7	295435	GIUS Nicole	ITA	32	264	26	32	270
8	515268	NEF Sonja	SUI	80	205	21	80	264
9	55690	HOSP Nicole	AUT	-	286	29	-	257
10	205378	ERTL Martina	GER	45	228	23	45	250
11	205636	BERGMANN-S. Monika	GER	-	265	27	-	238
11	505084	NOWEN Ylva	SWE	-	265	27	-	238
13	535825	KOZNICK Kristina	USA	26	212	21	26	217
14	55302	EGGER Sabine	AUT	24	193	19	24	198
15	505187	OTTOSSON Anna	SWE	29	166	17	29	178
16	536481	SCHLEPER Sarah	USA	-	186	19	-	167
17	205115	GERG Annemarie	GER	16	166	17	16	165
18	425051	ROGNMO Trine-bakke	NOR	12	147	15	12	144
19	155415	ZAHROBSKA Sarka	CZE	40	107	11	40	136
20	515370	OESTER Marlies	SUI	11	123	12	11	122
21	55576	GOERGL Elisabeth	AUT	-	112	11	-	101
22	55359	TRUPPE Karin	AUT	10	93	9	10	94
23	505271	EKMAN Susanne	SWE	8	91	9	8	90
24	415069	RIEGLER Claudia	NZE	-	99	10	-	89
25	195215	VIDAL Vanessa	FRA	6	86	9	6	83
26	385027	FLEISS Nika	CRO	15	71	7	15	79
27	515092	GRUENENFELDER Corina	SUI	14	61	6	14	69
28	55691	SPONRING Christine	AUT	22	49	5	22	66
29	425380	BREMSETH Lisa	NOR	9	56	6	9	59
29	295265	CERESA Annalisa	ITA	-	66	7	-	59
31	565097	PRETNAR Spela	SLO	-	64	6	-	58
32	296259	MOELGG Manuela	ITA	-	62	6	-	56
33	425359	BERNTSEN Hedda	NOR	-	55	6	-	49
33	55759	KIRCHGASSER Michaela	AUT	13	40	4	13	49
35	106022	JANYK Britt	CAN	-	50	5	-	45

29-11-2003 / Park City (USA) / 5460

Page 1/2

www.fis-ski.com

Generation Date: SAT 29 NOV 2003

Time: 14:10 Swatch Internet Time: @924

Document: 60A 1.0





FIS SKI WORLD CUP

FIS SKI WORLD CUP AFTER 1st LADIES SLALOM SLALOM FIS WCSL LIST

Number of Competitors: 55

29 NOV 2003 Park City (USA)

Rank	FIS Code	Name	Nation	1	Base	- X	+ Y	= WCSL-SL
36	55388	RAICH Carina	AUT	-	49	5	-	44
37	425458	VIKEN Line	NOR	-	48	5	-	43
38	565207	DABIC Lea	SLO	-	43	4	-	39
39	185058	RAITA Henna	FIN	-	33	3	-	30
40	537772	STIEGLER Resi	USA	-	24	2	-	22
41	505610	BORSSEN Therese	SWE	20	-	-	20	20
41	206001	RIESCH Maria	GER	-	22	2	-	20
43	537545	MANCUSO Julia	USA	4	17	2	4	19
44	705287	ZUZULOVA Veronika	SVK	18	-	-	18	18
45	495065	RIENDA CONTRERAS M.	SPA	-	19	2	-	17
46	295738	BACHMANN Silke	ITA	-	18	2	-	16
46	296008	MERIGHETTI Daniela	ITA	-	18	2	-	16
46	155047	ZAKOURILOVA Petra	CZE	7	10	1	7	16
49	296073	MORANDINI Claudia	ITA	-	15	2	-	13
50	565004	BOKAL Natasa	SLO	-	10	1	-	9
51	505335	HULTDIN Malin	SWE	-	7	1	-	6
52	105741	FORSYTH Allison	CAN	-	6	1	-	5
52	385032	JELUSIC Ana	CRO	5	-	-	5	5
52	295445	KARBON Denise	ITA	-	6	1	-	5
55	195912	DE LEYMARIE Florine	FRA	-	4	-	-	4

Number of Competitors per Nation until 60th position

AUT : 8	CAN : 2	CRO : 3	CZE : 2	FIN : 2	FRA : 4
GER : 4	ITA : 7	NOR : 4	NZE : 1	SLO : 3	SPA : 1
SUI : 3	SVK : 1	SWE : 6	USA : 4		

LEGEND

Base Last season WCSL points
X (Base / number of planned races in the current season) * number of completed races in the current season
Y WC points won in the current season
WCSL-SL World Cup Start List points for Slalom

29-11-2003 / Park City (USA) / 5460

Page 2/2

www.fis-ski.com

Generation Date: SAT 29 NOV 2003

Time: 14:10 Swatch Internet Time: @924

Document: 60A 1.0






FIS SKI WORLD CUP

FIS SKI WORLD CUP AFTER 1st LADIES SLALOM OVERALL FIS WCSL LIST

Number of Competitors: 130

Rank	FIS Code	Name	Nation	WCSL	DH	SL	GS	SG	K
1	385022	KOSTELIC Janica	CRO	1618	136 (13)	729 (1)	272 (9)	281 (9)	200 (1)
2	505483	PAERSON Anja	SWE	1263	–	593 (2)	640 (1)	30 (36)	–
3	205378	ERTL Martina	GER	1089	67 (23)	250 (10)	361 (4)	291 (7)	120 (2)
4	55198	DORFMEISTER Michaela	AUT	1074	394 (2)	–	246 (10)	398 (3)	36 (13)
5	295342	PUTZER Karen	ITA	1042	143 (12)	–	455 (2)	394 (5)	50 (10)
6	195374	MONTILLET Carole	FRA	934	349 (3)	–	74 (29)	511 (1)	–
7	55069	GOETSCHL Renate	AUT	922	413 (1)	–	19 (42)	490 (2)	–
8	55212	MEISSNITZER Alexandra	AUT	901	219 (7)	–	287 (7)	395 (4)	–
9	536138	CLARK Kirsten L	USA	732	316 (4)	–	66 (30)	332 (6)	18 (19)
10	55690	HOSP Nicole	AUT	666	–	257 (9)	329 (5)	–	80 (6)
11	185140	POUTIAINEN Tanja	FIN	582	–	390 (4)	192 (14)	–	–
12	515268	NEF Sonja	SUI	576	–	264 (8)	312 (6)	–	–
13	515098	REY BELLET Corinne	SUI	552	310 (5)	–	–	242 (12)	–
14	55261	OBERMOSER Brigitte	AUT	548	180 (9)	–	107 (24)	239 (13)	22 (17)
15	205117	GERG Hilde	GER	505	214 (8)	–	10 (46)	281 (9)	–
16	55590	SCHILD Marlies	AUT	490	–	440 (3)	–	–	50 (10)
17	105546	TURGEON Melanie	CAN	452	249 (6)	–	–	203 (14)	–
18	295136	CECCARELLI Daniela	ITA	447	136 (13)	–	7 (49)	289 (8)	15 (22)
19	505187	OTTOSSON Anna	SWE	439	–	178 (15)	229 (11)	32 (34)	–
20	536477	MENDES Jonna	USA	406	153 (10)	–	2 (58)	251 (11)	–
21	505084	NOWEN Ylva	SWE	392	–	238 (11)	154 (17)	–	–
22	195249	PEQUEGNOT Laure	FRA	390	–	389 (5)	1 (61)	–	–
23	195377	PASCAL Christel	FRA	376	–	343 (6)	33 (37)	–	–
24	295445	KARBON Denise	ITA	369	–	5 (52)	364 (3)	–	–
25	536481	SCHLEPER Sarah	USA	337	–	167 (16)	170 (16)	–	–
26	536473	LALIVE Caroline	USA	331	90 (19)	–	53 (33)	136 (15)	52 (9)
27	295435	GIUS Nicole	ITA	317	–	270 (7)	47 (34)	–	–
28	515370	OESTER Marlies	SUI	312	–	122 (20)	90 (26)	–	100 (4)
29	495065	RIENDA CONTRERAS M.	SPA	291	–	17 (45)	274 (8)	–	–
30	535825	KOZNICK Kristina	USA	276	–	217 (13)	59 (31)	–	–
31	206001	RIESCH Maria	GER	272	115 (17)	20 (41)	8 (48)	24 (39)	105 (3)
32	106056	SIMARD Genevieve	CAN	250	–	–	92 (25)	120 (16)	38 (12)
33	205636	BERGMANN-SCHMUDERER M.	GER	238	–	238 (11)	–	–	–
34	195671	JACQUEMOD Ingrid	FRA	236	153 (10)	–	–	83 (20)	–
35	565243	MAZE Tina	SLO	228	–	–	228 (12)	–	–
36	425001	FLEMMEN Andrine	NOR	225	–	–	225 (13)	–	–





FIS SKI WORLD CUP

FIS SKI WORLD CUP AFTER 1st LADIES SLALOM OVERALL FIS WCSL LIST

Number of Competitors: 130

Rank	FIS Code	Name	Nation	WCSL	DH	SL	GS	SG	K
36	55313	ROHREGGER Eveline	AUT	225	–	–	127 (19)	98 (19)	–
38	295588	KOSTNER Isolde	ITA	224	118 (16)	–	–	106 (18)	–
39	55576	GOERGL Elisabeth	AUT	215	–	101 (21)	114 (23)	–	–
40	515409	BERTHOD Sylviane	SUI	209	136 (13)	–	–	73 (23)	–
41	537545	MANCUSO Julia	USA	200	44 (27)	19 (43)	3 (56)	53 (25)	81 (5)
42	55302	EGGER Sabine	AUT	198	–	198 (14)	–	–	–
43	155415	ZAHROBSKA Sarka	CZE	191	–	136 (19)	–	–	55 (8)
44	105741	FORSYTH Allison	CAN	183	–	5 (52)	178 (15)	–	–
45	505632	LINDELL–VIKARBY Jessica	SWE	178	56 (25)	–	39 (35)	22 (41)	61 (7)
46	55539	BERGER Silvia	AUT	172	–	–	123 (21)	49 (27)	–
47	106022	JANYK Britt	CAN	169	–	45 (35)	124 (20)	–	–
47	296259	MOELGG Manuela	ITA	169	–	56 (32)	88 (28)	1 (57)	24 (15)
47	565037	SUHADOLC Mojca	SLO	169	60 (24)	–	–	109 (17)	–
50	205115	GERG Annemarie	GER	166	–	165 (17)	1 (61)	–	–
51	515348	BORCHI Catherine	SUI	155	114 (18)	–	–	25 (37)	16 (20)
52	355002	HEEB–BATLINER Birgit	LIE	154	–	–	154 (17)	–	–
53	515573	AUFDENBLATTEN Fraenzi	SUI	148	–	–	57 (32)	75 (22)	16 (20)
54	55538	WIRTH Katja	AUT	147	81 (20)	–	–	52 (26)	14 (23)
55	425051	ROGNMO Trine–bakke	NOR	144	–	144 (18)	–	–	–
56	425389	NILSEN Stina Hofgard	NOR	115	–	–	115 (22)	–	–
57	205392	HAEUSL Regina	GER	113	78 (21)	–	–	35 (32)	–
58	296008	MERIGHETTI Daniela	ITA	106	–	16 (46)	90 (26)	–	–
59	105997	BRYDON Emily	CAN	105	4 (46)	–	–	77 (21)	24 (15)
60	515403	MUELLER Tamara	SUI	104	41 (28)	–	–	63 (24)	–
61	55691	SPONRING Christine	AUT	98	32 (32)	66 (28)	–	–	–
62	505271	EKMAN Susanne	SWE	95	–	90 (23)	5 (53)	–	–
63	55359	TRUPPE Karin	AUT	94	–	94 (22)	–	–	–
64	205820	HUBER Isabelle	GER	89	73 (22)	–	–	16 (45)	–
64	415069	RIEGLER Claudia	NZE	89	–	89 (24)	–	–	–
66	195215	VIDAL Vanessa	FRA	83	–	83 (25)	–	–	–
67	385027	FLEISS Nika	CRO	79	–	79 (26)	–	–	–
68	195503	SUCHET Melanie	FRA	72	36 (30)	–	–	36 (31)	–
69	515092	GRUENENFELDER Corina	SUI	69	–	69 (27)	–	–	–
70	536884	LUDLOW Libby	USA	64	16 (37)	–	–	48 (28)	–
71	515429	DUMERMUTH Monika	SUI	62	38 (29)	–	–	24 (39)	–
72	565207	DABIC Lea	SLO	61	–	39 (38)	–	–	22 (17)






FIS SKI WORLD CUP

FIS SKI WORLD CUP AFTER 1st LADIES SLALOM OVERALL FIS WCSL LIST

Number of Competitors: 130

Rank	FIS Code	Name	Nation	WCSL	DH	SL	GS	SG	K
72	55596	WILHELM Kathrin	AUT	61	55 (26)	–	–	6 (51)	–
74	425380	BREMSETH Lisa	NOR	59	–	59 (29)	–	–	–
74	295265	CERESA Annalisa	ITA	59	–	59 (29)	–	–	–
74	565097	PRETNAR Spela	SLO	59	–	58 (31)	1 (61)	–	–
77	295533	RECCHIA Lucia	ITA	58	14 (38)	–	–	44 (29)	–
78	55052	SCHNEIDER Tanja	AUT	54	3 (47)	–	7 (49)	44 (29)	–
79	295738	BACHMANN Silke	ITA	50	–	16 (46)	34 (36)	–	–
80	425359	BERNTSEN Hedda	NOR	49	–	49 (33)	–	–	–
80	55759	KIRCHGASSER Michaela	AUT	49	–	49 (33)	–	–	–
80	515170	STYGER Nadia	SUI	49	20 (34)	–	14 (45)	15 (46)	–
83	537772	STIEGLER Resi	USA	48	–	22 (40)	–	–	26 (14)
84	55388	RAICH Carina	AUT	44	–	44 (36)	–	–	–
85	425458	VIKEN Line	NOR	43	–	43 (37)	–	–	–
86	505260	HARGIN Janette	SWE	41	19 (36)	–	–	22 (41)	–
87	535529	MONAHAN Kathleen	USA	39	14 (38)	–	–	25 (37)	–
88	495318	RUIZ CASTILLO Carolina	SPA	38	–	–	3 (56)	35 (32)	–
89	515496	IMLIG Corinne	SUI	35	35 (31)	–	–	–	–
89	485062	ZELENSKAJA Warwara	RUS	35	3 (47)	–	–	32 (34)	–
91	295463	BASSIS Patrizia	ITA	33	11 (40)	–	–	22 (41)	–
91	55290	HEREGGER Selina	AUT	33	11 (40)	–	–	22 (41)	–
91	295927	PLANATSCHER Maddalena	ITA	33	–	–	33 (37)	–	–
94	185058	RAITA Henna	FIN	30	–	30 (39)	–	–	–
95	195868	MEILLEUR Karine	FRA	29	22 (33)	–	–	7 (49)	–
96	295449	KLEON Barbara	ITA	28	–	–	15 (44)	13 (47)	–
97	565109	DOVZAN Alenka	SLO	24	–	–	24 (39)	–	–
98	195927	LAZIER Laurence	FRA	23	–	–	23 (40)	–	–
99	515095	KUMMER Lilian	SUI	21	–	–	21 (41)	–	–
100	505610	BORSSEN Therese	SWE	20	–	20 (41)	–	–	–
100	515560	SCHILD Martina	SUI	20	20 (34)	–	–	–	–
102	705287	ZUZULOVA Veronika	SVK	18	–	18 (44)	–	–	–
103	195931	PELTIER Audrey	FRA	16	–	–	16 (43)	–	–
103	155047	ZAKOURILOVA Petra	CZE	16	–	16 (46)	–	–	–
105	385032	JELUSIC Ana	CRO	14	–	5 (52)	9 (47)	–	–
106	296073	MORANDINI Claudia	ITA	13	–	13 (49)	–	–	–
107	55383	BLASER Karin	AUT	11	11 (40)	–	–	–	–
108	225206	ALCOTT Chimene	GBR	10	–	–	6 (51)	4 (53)	–





FIS SKI WORLD CUP

FIS SKI WORLD CUP AFTER 1st LADIES SLALOM OVERALL FIS WCSL LIST

Number of Competitors: 130

Rank	FIS Code	Name	Nation	WCSL	DH	SL	GS	SG	K
109	565004	BOKAL Natasa	SLO	9	–	9 (50)	–	–	–
109	55339	LECHNER Martina	AUT	9	–	–	–	9 (48)	–
109	55588	RUMPFHUBER Ingrid	AUT	9	6 (44)	–	–	3 (54)	–
112	536479	POWERS Alison	USA	8	8 (43)	–	–	–	–
113	515166	PIEREN Tanja	SUI	7	–	–	–	7 (49)	–
114	515534	DICHT Erika	SUI	6	–	–	6 (51)	–	–
114	505335	HULTDIN Malin	SWE	6	–	6 (51)	–	–	–
114	537446	MCCARTY Bryna	USA	6	6 (44)	–	–	–	–
117	295462	MAJ Chiara	ITA	5	–	–	–	5 (52)	–
118	195912	DE LEYMARIE Florine	FRA	4	–	4 (55)	–	–	–
118	515766	SUTER Fabienne	SUI	4	–	–	4 (54)	–	–
118	295807	VIERIN Sonia	ITA	4	–	–	4 (54)	–	–
121	195920	GIVELET Anne-Laure	FRA	3	–	–	–	3 (54)	–
121	537544	KILDOW Lindsey C.	USA	3	3 (47)	–	–	–	–
121	105662	LEFRANCOIS Anne Marie	CAN	3	3 (47)	–	–	–	–
121	295800	TAGLIABUE Elena	ITA	3	–	–	–	3 (54)	–
125	195193	DUVILLARD Kristina	FRA	2	–	–	2 (58)	–	–
125	495107	GALINDO SANTOLARIA Ana	SPA	2	–	–	2 (58)	–	–
125	205119	HALTMAYR Petra	GER	2	2 (51)	–	–	–	–
128	485217	ALIEVA Olesja	RUS	1	–	–	1 (61)	–	–
128	515478	ALPIGER Ella	SUI	1	1 (52)	–	–	–	–
128	195291	PELLAT-FINET Caroline	FRA	1	–	–	1 (61)	–	–

LEGEND

GS Giant Slalom points **SG** Super-G points **DH** Downhill points **WCSL** Overall points **SL** Slalom points
K Combined points

29-11-2003 / Park City (USA) / 5460

Page 4/4

www.fis-ski.com

Generation Date: SAT 29 NOV 2003

Time: 14:10 Swatch Internet Time: @924

Document: 60B 1.0





FIS SKI WORLD CUP

FIS SKI WORLD CUP 1st LADIES SLALOM SLALOM FIS WORLD CUP STANDINGS

Number of Competitors: 27

29 NOV 2003 Park City (USA)

Rank	FIS Code	Name	Nation	1	WC-SL	Diff.
1	505483	PAERSON Anja	SWE	100	100	
2	515268	NEF Sonja	SUI	80	80	- 20
3	55590	SCHILD Marlies	AUT	60	60	- 40
4	195249	PEQUEGNOT Laure	FRA	50	50	- 50
5	205378	ERTL Martina	GER	45	45	- 55
6	155415	ZAHROBSKA Sarka	CZE	40	40	- 60
7	185140	POUTIAINEN Tanja	FIN	36	36	- 64
8	295435	GIUS Nicole	ITA	32	32	- 68
9	505187	OTTOSSON Anna	SWE	29	29	- 71
10	535825	KOZNICK Kristina	USA	26	26	- 74
11	55302	EGGER Sabine	AUT	24	24	- 76
12	55691	SPONRING Christine	AUT	22	22	- 78
13	505610	BORSSEN Therese	SWE	20	20	- 80
14	705287	ZUZULOVA Veronika	SVK	18	18	- 82
15	205115	GERG Annemarie	GER	16	16	- 84
16	385027	FLEISS Nika	CRO	15	15	- 85
17	515092	GRUENENFELDER Corina	SUI	14	14	- 86
18	55759	KIRCHGASSER Michaela	AUT	13	13	- 87
19	425051	ROGNMO Trine-bakke	NOR	12	12	- 88
20	515370	OESTER Marlies	SUI	11	11	- 89
21	55359	TRUPPE Karin	AUT	10	10	- 90
22	425380	BREMSETH Lisa	NOR	9	9	- 91
23	505271	EKMAN Susanne	SWE	8	8	- 92
24	155047	ZAKOURILOVA Petra	CZE	7	7	- 93
25	195215	VIDAL Vanessa	FRA	6	6	- 94
26	385032	JELUSIC Ana	CRO	5	5	- 95
27	537545	MANCUSO Julia	USA	4	4	- 96

LEGEND

WC-SL World Cup points for Slalom Diff. Points Difference

29-11-2003 / Park City (USA) / 5460

Page 1/1

www.fis-ski.com

Generation Date: SAT 29 NOV 2003

Time: 14:10 Swatch Internet Time: @924

Document: 25A 1.0





FIS SKI WORLD CUP

FIS SKI WORLD CUP 1st LADIES SLALOM OVERALL FIS WORLD CUP STANDINGS

Number of Competitors: 57

Rank	FIS Code	Name	Nation	Points	DH	SL	GS	SG	K
						1 race	2 races		
1	505483	PAERSON Anja	SWE	280	–	100 (1)	180 (1)	–	–
2	205378	ERTL Martina	GER	177	–	45 (5)	132 (2)	–	–
3	515268	NEF Sonja	SUI	121	–	80 (2)	41 (13)	–	–
4	505187	OTTOSSON Anna	SWE	101	–	29 (9)	72 (6)	–	–
5	495065	RIENDA CONTRERAS M.	SPA	96	–	–	96 (3)	–	–
6	185140	POUTIAINEN Tanja	FIN	90	–	36 (7)	54 (11)	–	–
7	295445	KARBON Denise	ITA	84	–	–	84 (4)	–	–
8	55690	HOSP Nicole	AUT	80	–	–	80 (5)	–	–
9	55212	MEISSNITZER Alexandra	AUT	72	–	–	72 (6)	–	–
10	515370	OESTER Marlies	SUI	66	–	11 (20)	55 (10)	–	–
11	55576	GOERGL Elisabeth	AUT	65	–	–	65 (8)	–	–
11	536481	SCHLEPER Sarah	USA	65	–	–	65 (8)	–	–
13	55590	SCHILD Marlies	AUT	60	–	60 (3)	–	–	–
14	565243	MAZE Tina	SLO	52	–	–	52 (12)	–	–
15	195249	PEQUEGNOT Laure	FRA	50	–	50 (4)	–	–	–
16	295342	PUTZER Karen	ITA	40	–	–	40 (14)	–	–
16	155415	ZAHROBSKA Sarka	CZE	40	–	40 (6)	–	–	–
18	296259	MOELGG Manuela	ITA	37	–	–	37 (15)	–	–
19	295435	GIUS Nicole	ITA	32	–	32 (8)	–	–	–
20	296008	MERIGHETTI Daniela	ITA	30	–	–	30 (16)	–	–
21	425001	FLEMMEN Andrine	NOR	29	–	–	29 (17)	–	–
22	195374	MONTILLET Carole	FRA	27	–	–	27 (18)	–	–
23	535825	KOZNICK Kristina	USA	26	–	26 (10)	–	–	–
24	55302	EGGER Sabine	AUT	24	–	24 (11)	–	–	–
24	105741	FORSYTH Allison	CAN	24	–	–	24 (19)	–	–
26	195377	PASCAL Christel	FRA	23	–	–	23 (20)	–	–
27	55691	SPONRING Christine	AUT	22	–	22 (12)	–	–	–
28	505610	BORSSEN Therese	SWE	20	–	20 (13)	–	–	–
29	705287	ZUZULOVA Veronika	SVK	18	–	18 (14)	–	–	–
30	55539	BERGER Silvia	AUT	17	–	–	17 (21)	–	–
31	205115	GERG Annemarie	GER	16	–	16 (15)	–	–	–
31	55069	GOETSCHL Renate	AUT	16	–	–	16 (22)	–	–
31	195931	PELTIER Audrey	FRA	16	–	–	16 (22)	–	–
34	385027	FLEISS Nika	CRO	15	–	15 (16)	–	–	–
34	295449	KLEON Barbara	ITA	15	–	–	15 (24)	–	–
36	515573	AUFDENBLATTEN Fraenzi	SUI	14	–	–	14 (25)	–	–





FIS SKI WORLD CUP

FIS SKI WORLD CUP 1st LADIES SLALOM OVERALL FIS WORLD CUP STANDINGS

Number of Competitors: 57

Rank	FIS Code	Name	Nation	Points	DH	SL	GS	SG	K
						1 race	2 races		
36	515092	GRUENENFELDER Corina	SUI	14	–	14 (17)	–	–	–
36	515095	KUMMER Lilian	SUI	14	–	–	14 (25)	–	–
39	55759	KIRCHGASSER Michaela	AUT	13	–	13 (18)	–	–	–
39	106056	SIMARD Genevieve	CAN	13	–	–	13 (27)	–	–
41	425051	ROGNMO Trine–bakke	NOR	12	–	12 (19)	–	–	–
42	295738	BACHMANN Silke	ITA	10	–	–	10 (28)	–	–
42	536138	CLARK Kirsten L	USA	10	–	–	10 (28)	–	–
42	515170	STYGER Nadia	SUI	10	–	–	10 (28)	–	–
42	55359	TRUPPE Karin	AUT	10	–	10 (21)	–	–	–
46	425380	BREMSETH Lisa	NOR	9	–	9 (22)	–	–	–
46	55198	DORFMEISTER Michaela	AUT	9	–	–	9 (31)	–	–
48	505271	EKMAN Susanne	SWE	8	–	8 (23)	–	–	–
48	106022	JANYK Britt	CAN	8	–	–	8 (32)	–	–
50	537545	MANCUSO Julia	USA	7	–	4 (27)	3 (36)	–	–
50	55261	OBERMOSER Brigitte	AUT	7	–	–	7 (33)	–	–
50	155047	ZAKOURILOVA Petra	CZE	7	–	7 (24)	–	–	–
53	225206	ALCOTT Chimene	GBR	6	–	–	6 (34)	–	–
53	195215	VIDAL Vanessa	FRA	6	–	6 (25)	–	–	–
55	385032	JELUSIC Ana	CRO	5	–	5 (26)	–	–	–
55	195927	LAZIER Laurence	FRA	5	–	–	5 (35)	–	–
57	536473	LALIVE Caroline	USA	3	–	–	3 (36)	–	–

LEGEND

GS Giant Slalom points **SG** Super–G points **DH** Downhill points **Points** Overall points **SL** Slalom points
K Combined points

29-11-2003 / Park City (USA) / 5460

Page 2/2


www.fis-ski.com

Generation Date: SAT 29 NOV 2003

Time: 14:10 Swatch Internet Time: @924

Document: 25B 1.0






FIS SKI WORLD CUP

FIS SKI WORLD CUP 1st LADIES SLALOM WOMEN FIS NATION CUP

Number of Nations: 16

Place	Nation	Points	Diff.	DH	SL	GS	SG	K
1	SWE Sweden	409		-	157	252	-	-
2	AUT Austria	395	- 14	-	129	266	-	-
3	ITA Italy	248	- 161	-	32	216	-	-
4	SUI Switzerland	239	- 170	-	105	134	-	-
5	GER Germany	193	- 216	-	61	132	-	-
6	FRA France	127	- 282	-	56	71	-	-
7	USA United States of America	111	- 298	-	30	81	-	-
8	SPA Spain	96	- 313	-	-	96	-	-
9	FIN Finland	90	- 319	-	36	54	-	-
10	SLO Slovenia	52	- 357	-	-	52	-	-
11	NOR Norway	50	- 359	-	21	29	-	-
12	CZE Czech Republic	47	- 362	-	47	-	-	-
13	CAN Canada	45	- 364	-	-	45	-	-
14	CRO Croatia	20	- 389	-	20	-	-	-
15	SVK Slovakia	18	- 391	-	18	-	-	-
16	GBR Great Britain	6	- 403	-	-	6	-	-





FIS SKI WORLD CUP

FIS SKI WORLD CUP 1st LADIES SLALOM FIS OVERALL NATION CUP

Number of Nations: 17

Place	Nation	Overall			DH Points			SL Points			GS Points			SG Points			K Points		
		M+W	M	W	M+W	M	W	M+W	M	W	M+W	M	W	M+W	M	W	M+W	M	W
1	AUT	1080	685	395	-	-	-	344	215	129	736	470	266	-	-	-	-	-	-
2	SWE	513	104	409	-	-	-	209	52	157	304	52	252	-	-	-	-	-	-
3	ITA	500	252	248	-	-	-	127	95	32	373	157	216	-	-	-	-	-	-
4	FRA	430	303	127	-	-	-	124	68	56	306	235	71	-	-	-	-	-	-
5	SUI	381	142	239	-	-	-	148	43	105	233	99	134	-	-	-	-	-	-
6	USA	374	263	111	-	-	-	73	43	30	301	220	81	-	-	-	-	-	-
7	FIN	270	180	90	-	-	-	136	100	36	134	80	54	-	-	-	-	-	-
8	GER	193	-	193	-	-	-	61	-	61	132	-	132	-	-	-	-	-	-
9	NOR	174	124	50	-	-	-	79	58	21	95	66	29	-	-	-	-	-	-
10	SPA	96	-	96	-	-	-	-	-	-	96	-	96	-	-	-	-	-	-
11	SLO	78	26	52	-	-	-	15	15	-	63	11	52	-	-	-	-	-	-
12	CRO	51	31	20	-	-	-	20	-	20	31	31	-	-	-	-	-	-	-
13	CAN	48	3	45	-	-	-	-	-	-	48	3	45	-	-	-	-	-	-
14	CZE	47	-	47	-	-	-	47	-	47	-	-	-	-	-	-	-	-	-
15	JPN	22	22	-	-	-	-	22	22	-	-	-	-	-	-	-	-	-	-
16	SVK	18	-	18	-	-	-	18	-	18	-	-	-	-	-	-	-	-	-
17	GBR	6	-	6	-	-	-	-	-	-	6	-	6	-	-	-	-	-	-






FIS SKI WORLD CUP

FIS SKI WORLD CUP
AFTER 1st LADIES SLALOM
MANUFACTURERS STANDINGS WOMEN presented by "DIE PRESSE"

Number of Manufacturers: 6

Place	Manufacturer	Points	Diff.	DH	SL	GS	SG	K
1	SALOMON	390		-	150	240	-	-
2	ROSSIGNOL	340	- 50	-	45	295	-	-
3	VÖLKL	245	- 145	-	80	165	-	-
4	ATOMIC	60	- 330	-	60	-	-	-
5	DYNASTAR	50	- 340	-	-	50	-	-
6	HEAD	40	- 350	-	40	-	-	-





FIS SKI WORLD CUP

FIS SKI WORLD CUP

AFTER 1st LADIES SLALOM

MANUFACTURERS STANDINGS OVERALL presented by "DIE PRESSE"

Number of Manufacturers: 8

Place	Manufacturer	Overall			DH Points			SL Points			GS Points			SG Points			K Points		
		M+W	M	W	M+W	M	W	M+W	M	W	M+W	M	W	M+W	M	W	M+W	M	W
1	SALOMON	560	170	390	-	-	-	150	-	150	410	170	240	-	-	-	-	-	-
2	ROSSIGNOL	540	200	340	-	-	-	45	-	45	495	200	295	-	-	-	-	-	-
3	ATOMIC	480	420	60	-	-	-	160	100	60	320	320	-	-	-	-	-	-	-
4	VÖLKL	350	105	245	-	-	-	185	105	80	165	-	165	-	-	-	-	-	-
5	DYNASTAR	110	60	50	-	-	-	-	-	-	110	60	50	-	-	-	-	-	-
6	HEAD	80	40	40	-	-	-	80	40	40	-	-	-	-	-	-	-	-	-
6	FISCHER	80	80	-	-	-	-	80	80	-	-	-	-	-	-	-	-	-	-
8	NORDICA	50	50	-	-	-	-	50	50	-	-	-	-	-	-	-	-	-	-

