



FIS ARE 2019  
FIS ALPINE WORLD SKI CHAMPIONSHIPS SWEDEN

 SKISTAR

SKISTAR FIS ALPINE WORLD SKI CHAMPIONSHIPS 2019

 LONGINES

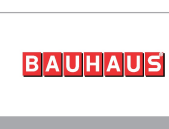
Åre (SWE)

Ladies' Slalom

ENTRY LIST BY NSA

Number of Competitors: 97 Number of NSA: 45

NSA	FIS Code	Name	Date of Birth	FIS Points (5th of February 2019 - List 13)					
				DH	SL	GS	SG	AC	
AND (1)	25096	GUTIERREZ Mireia	09.10.1988	123.23 (573)	7.88 (40)	89.84(1864)	162.15(1383)	166.62 (631)	
AUT (4)	56253	HUBER Katharina	03.10.1995	822.36(1222)	5.89 (22)	23.06 (249)	197.49(1567)	103.05 (331)	
	56388	LIENSBERGER Katharina	01.04.1997	528.84(1178)	4.49 (7)	5.53 (18)	140.40(1251)	102.15 (325)	
	56032	SCHILD Bernadette	02.01.1990	999.00(1237)	4.29 (6)	5.48 (17)	999.00(2118)	999.00(1172)	
	56315	TRUPPE Katharina	15.01.1996	-	4.71 (8)	5.86 (26)	461.42(2021)	999.00(1172)	
BEL (2)	65075	DECROIX Marjolein	17.03.1992	-	26.06 (254)	356.27(3651)	999.00(2118)	-	
	65117	VANREUSEL Kim	04.01.1998	110.21 (513)	21.12 (185)	35.47 (502)	103.70 (891)	80.09 (232)	
BIH (2)	715167	MERDANOVIC Sejla	11.08.1997	-	71.54(1270)	88.31(1843)	-	-	
	715178	TADIC Maja	21.07.2000	-	71.44(1266)	87.11(1809)	-	-	
BLR (1)	665009	SHKANOVA Maria	18.10.1989	209.42 (905)	9.02 (48)	23.44 (254)	91.91 (760)	86.42 (251)	
CAN (4)	106961	MIELZYNSKI Erin	25.05.1990	302.61(1061)	5.26 (13)	17.22 (158)	174.81(1459)	138.20 (500)	
	107583	REMME Roni	14.02.1996	33.40 (101)	5.76 (19)	19.73 (197)	15.88 (58)	48.44 (105)	
	107747	SMART Amelia	01.08.1998	-	11.25 (74)	12.98 (92)	55.40 (344)	88.55 (263)	
	107427	ST-GERMAIN Laurence	30.05.1994	493.50(1171)	5.54 (17)	23.94 (260)	209.64(1620)	267.62 (864)	
CHN (3)	125038	KONG Fanying	27.04.1996	-	70.56(1241)	60.02(1157)	135.58(1218)	183.84 (677)	
	125039	NI Yueming	01.05.1995	-	77.44(1444)	53.81 (991)	151.13(1315)	194.29 (710)	
	125043	ZHU Tianhui	14.02.1994	-	84.19(1615)	111.84(2271)	146.48(1291)	266.59 (861)	
CRO (1)	385092	KOMSIC Andrea	04.05.1996	145.80 (699)	14.19 (100)	17.71 (164)	38.02 (194)	101.47 (322)	
CYP (1)	165044	PIERI Andriani	06.05.1998	-	178.31(3001)	272.35(3510)	-	-	
CZE (2)	155727	CAPOVA Gabriela	08.10.1993	-	8.75 (45)	13.23 (94)	908.73(2111)	999.00(1172)	
	155728	DUBOVSKA Martina	27.02.1992	-	7.20 (37)	25.19 (280)	826.82(2103)	858.41(1155)	
DEN (1)	175050	BERTHELSEN Nuunu Chemnitz	30.10.1996	868.53(1227)	38.81 (476)	71.50(1460)	393.33(1988)	-	
ESP (1)	496055	PAU Nuria	24.02.1994	220.68 (926)	15.33 (115)	21.10 (219)	53.01 (323)	64.00 (153)	
FIN (3)	185430	HONKANEN Riikka	17.07.1998	374.36(1118)	14.93 (111)	9.92 (67)	302.07(1882)	519.89(1097)	
	185447	KORPIO Nella	12.07.1999	315.62(1071)	9.45 (55)	55.01(1009)	98.04 (822)	335.43 (972)	
	185475	PYKALAINEN Erika	21.04.2001	-	17.74 (143)	13.80 (104)	55.06 (342)	-	
FRA (2)	197540	FORNI Josephine	27.06.1994	347.90(1091)	6.00 (31)	22.64 (239)	225.59(1675)	220.91 (778)	
	196806	NOENS Nastasia	12.09.1988	343.91(1088)	5.75 (18)	50.93 (930)	190.83(1543)	150.66 (570)	
GBR (1)	225518	GUEST Charlie	30.12.1993	999.00(1237)	11.02 (72)	31.23 (403)	345.11(1941)	341.63 (981)	



**Åre (SWE)**


Ladies' Slalom

**ENTRY LIST BY NSA**

Number of Competitors: 97    Number of NSA: 45

NSA	FIS Code	Name	Date of Birth	FIS Points (5th of February 2019 - List 13)				
				DH	SL	GS	SG	AC
<b>GEO</b> (1)	685018	<b>TSIKLAURI</b> Nino	01.07.1993	-	43.51 (581)	33.36 (447)	144.75(1276)	999.00(1172)
<b>GER</b> (3)	206355	<b>DUERR</b> Lena	04.08.1991	58.76 (204)	5.83 (21)	8.03 (45)	24.26 (105)	15.48 (35)
	206279	<b>GEIGER</b> Christina	06.02.1990	661.58(1202)	5.22 (10)	133.59(2595)	727.05(2091)	675.95(1131)
	206532	<b>SCHMOTZ</b> Marlene	06.03.1994	79.78 (324)	6.69 (36)	15.02 (116)	52.61 (320)	42.27 (87)
<b>GRE</b> (4)	235353	<b>KOSTITS PASIALI</b> Silouani	06.08.2001	-	151.50(2732)	237.10(3389)	-	-
	235330	<b>KYRITSI</b> Aristi	07.07.1999	-	112.38(2182)	121.48(2409)	-	-
	235320	<b>MANTSIOU</b> Anastasia	17.03.1998	-	120.84(2310)	146.47(2761)	701.31(2080)	-
	235110	<b>RALLI</b> Sophia	04.03.1988	-	71.09(1258)	93.02(1937)	-	-
<b>HAI</b> (1)	926000	<b>MARTI</b> Celine	05.04.1979	-	415.14(3714)	892.92(3800)	-	-
<b>HUN</b> (2)	245083	<b>DORULTAN</b> Katalin	16.06.2001	-	81.23(1547)	133.46(2593)	-	-
	245076	<b>MAROTY</b> Mariann Mimi	10.10.1998	-	103.09(2019)	112.84(2286)	271.32(1810)	255.10 (843)
<b>IRI</b> (4)	265028	<b>ABBASI</b> Forough	15.09.1993	-	101.81(1986)	174.36(3007)	319.09(1909)	999.00(1172)
	265053	<b>AHMADI</b> Atefeh	23.12.2000	-	107.59(2110)	150.02(2805)	260.35(1786)	-
	265006	<b>KALHOR</b> Marjan	21.07.1988	999.00(1237)	116.58(2248)	191.44(3144)	307.39(1892)	999.00(1172)
	265033	<b>SAVEHSEMSHAKI</b> Sadaf	02.09.1995	-	137.47(2558)	160.34(2905)	265.21(1798)	999.00(1172)
<b>IRL</b> (1)	197848	<b>ARBEZ</b> Tess	01.12.1997	100.56 (449)	52.67 (803)	35.90 (514)	99.13 (836)	156.05 (588)
<b>ISL</b> (4)	255403	<b>BIRKISDOTTIR</b> Andrea Bjork	28.01.1998	-	53.77 (830)	65.04(1298)	122.47(1108)	-
	255357	<b>EINARSDOTTIR</b> Freydis Halla	03.10.1994	-	31.91 (349)	45.52 (772)	999.00(2118)	-
	255426	<b>FINNBOGADOTTIR</b> Maria	17.03.2000	-	55.15 (861)	75.24(1539)	185.51(1515)	294.23 (903)
	255406	<b>FRIDGEIRSDOTTIR</b>	08.01.1998	-	55.02 (858)	47.97 (846)	115.45(1026)	-
<b>ITA</b> (3)	296354	<b>COSTAZZA</b> Chiara	06.05.1984	999.00(1237)	5.28 (14)	101.24(2108)	999.00(2118)	999.00(1172)
	296509	<b>CURTONI</b> Irene	11.08.1985	999.00(1237)	5.30 (15)	5.64 (23)	999.00(2118)	999.00(1172)
	6295075	<b>DELLA MEA</b> Lara	10.01.1999	-	8.26 (41)	18.22 (173)	70.13 (494)	187.18 (687)
<b>JPN</b> (1)	306977	<b>MUKOGAWA</b> Sakurako	20.01.1992	657.90(1201)	8.48 (43)	8.36 (48)	37.82 (191)	102.49 (326)
<b>KAZ</b> (1)	675035	<b>GRIGOROVA</b> Mariya	04.03.1996	148.82 (708)	103.02(2017)	78.65(1613)	106.98 (923)	156.22 (589)
<b>KOS</b> (2)	947013	<b>KOLLQAKU</b> Adea	15.03.1997	-	251.41(3447)	291.62(3549)	-	-
	426188	<b>RUSTA</b> Fiona	13.03.1996	999.00(1237)	243.08(3413)	194.00(3161)	708.12(2084)	-
<b>LAT</b> (4)	555036	<b>ABOLTINA</b> Agnese	07.02.1996	145.78 (698)	19.82 (162)	36.67 (543)	59.37 (386)	150.69 (571)
	555035	<b>BONDARE</b> Liene	21.02.1996	298.71(1050)	36.14 (416)	61.52(1203)	163.38(1391)	664.23(1128)
	555037	<b>GASUNA</b> Evelina	17.06.1997	-	33.37 (369)	59.15(1135)	108.06 (935)	-
	555018	<b>GASUNA</b> Lelde	17.09.1990	999.00(1237)	20.56 (177)	25.15 (279)	129.48(1164)	192.00 (703)
<b>LBN</b> (3)	345061	<b>CHAMOUN</b> Jackie	21.10.1991	-	141.00(2608)	201.29(3213)	-	-
	345141	<b>ISKANDAR</b> Carlie Maria	05.02.1999	-	182.22(3026)	212.00(3270)	-	-
	345172	<b>ZEIDAN</b> Sara	14.12.2001	-	189.13(3091)	249.58(3437)	-	-
<b>LTU</b> (1)	785007	<b>JANUSKEVICIUTE</b> Ieva	22.09.1994	-	67.89(1157)	92.32(1921)	575.82(2063)	-
<b>MAD</b> (1)	945000	<b>CLERC</b> Mialitiana	16.11.2001	89.03 (371)	47.29 (656)	31.16 (400)	73.95 (547)	-
<b>MLT</b> (1)	959300	<b>PELLEGRIN</b> Elise	07.05.1991	-	70.67(1244)	78.43(1608)	999.00(2118)	-

**Åre (SWE)**


Ladies' Slalom

**ENTRY LIST BY NSA**

Number of Competitors: 97    Number of NSA: 45

NSA	FIS Code	Name	Date of Birth	FIS Points (5th of February 2019 - List 13)					
				DH	SL	GS	SG	AC	
<b>NED</b> (1)	405138	<b>JELINKOVA</b> Adriana	10.04.1995	94.22 (399)	10.25 (60)	6.27 (36)	40.22 (216)	67.16 (169)	
<b>NOR</b> (4)	425921	<b>HAUGEN</b> Kristine Gjelsten	24.08.1992	475.07(1168)	8.89 (47)	7.14 (39)	43.70 (250)	66.13 (161)	
	426100	<b>HOLTMANN</b> Mina Fuerst	17.07.1995	27.33 (74)	5.89 (22)	7.27 (40)	21.27 (87)	33.93 (64)	
	426187	<b>LYSDAHL</b> Kristin	29.06.1996	27.42 (75)	5.50 (16)	5.30 (15)	23.76 (102)	36.00 (68)	
	425981	<b>SKJOELD</b> Maren	29.09.1993	50.27 (168)	14.47 (106)	18.19 (172)	31.62 (157)	39.38 (78)	
<b>NZL</b> (1)	415205	<b>HUDSON</b> Piera	07.02.1996	-	14.25 (101)	9.57 (60)	66.18 (460)	148.65 (556)	
<b>PER</b> (1)	955000	<b>OETTL REYES</b> Ornella	14.12.1991	-	76.67(1424)	113.64(2303)	-	-	
<b>POR</b> (1)	595020	<b>GUERILLOT</b> Vanina	03.07.2002	-	47.76 (668)	59.62(1147)	-	-	
<b>RUS</b> (3)	485637	<b>ALOPINA</b> Ksenia	30.05.1992	999.00(1237)	13.05 (91)	34.82 (481)	787.59(2099)	999.00(1172)	
	486028	<b>GORNOSTAEVA</b> Anastasia	31.12.1999	98.24 (429)	11.28 (75)	20.03 (206)	55.68 (348)	74.52 (202)	
	485802	<b>TKACHENKO</b> Ekaterina	07.03.1995	999.00(1237)	11.89 (81)	27.97 (341)	470.61(2024)	944.78(1162)	
<b>SLO</b> (4)	565401	<b>BUCIK</b> Ana	21.07.1993	39.85 (118)	16.73 (132)	17.48 (159)	44.20 (253)	3.84 (8)	
	565491	<b>DVORNIK</b> Neja	06.01.2001	82.59 (333)	10.57 (63)	16.40 (141)	34.57 (171)	71.12 (191)	
	565320	<b>FERK</b> Marusa	27.09.1988	39.90 (120)	5.99 (30)	19.52 (193)	27.09 (125)	5.38 (19)	
	565471	<b>HROVAT</b> Meta	02.03.1998	67.30 (246)	5.94 (27)	5.09 (13)	25.82 (119)	23.04 (44)	
<b>SRB</b> (3)	198079	<b>BOLJESIC</b> Victoria	31.01.2000	127.21 (597)	70.33(1228)	82.42(1716)	80.63 (636)	125.58 (421)	
	315187	<b>IGNJATOVIC</b> Nevena	28.12.1990	36.07 (109)	14.61 (107)	6.00 (31)	25.21 (112)	4.39 (12)	
	315230	<b>VELJKOVIC</b> Petra	13.03.2001	-	76.06(1411)	92.64(1929)	-	-	
<b>SUI</b> (3)	516504	<b>DANIOTH</b> Aline	12.03.1998	-	5.76 (19)	9.78 (64)	22.35 (95)	24.92 (47)	
	516280	<b>HOLDENER</b> Wendy	12.05.1993	24.28 (63)	2.68 (3)	3.78 (8)	5.43 (25)	0.00 (1)	
	516426	<b>STOFFEL</b> Elena	27.05.1996	-	9.78 (58)	16.52 (142)	218.57(1648)	934.92(1160)	
<b>SVK</b> (1)	705423	<b>VLHOVA</b> Petra	13.06.1995	28.56 (85)	1.56 (2)	2.75 (6)	28.31 (135)	3.36 (5)	
<b>SWE</b> (4)	505679	<b>HANSDOTTER</b> Frida	13.12.1985	999.00(1237)	2.87 (4)	4.41 (10)	999.00(2118)	999.00(1172)	
	506583	<b>SAEFVENBERG</b> Charlotta	07.10.1994	999.00(1237)	6.00 (31)	19.67 (195)	317.79(1905)	999.00(1172)	
	506348	<b>STAALNACKE</b> Ylva	17.09.1992	593.76(1188)	8.32 (42)	8.23 (47)	268.92(1804)	999.00(1172)	
	506146	<b>SWENN LARSSON</b> Anna	18.06.1991	999.00(1237)	3.89 (5)	16.81 (149)	78.76 (614)	66.98 (168)	
<b>UKR</b> (2)	695108	<b>KNYSH</b> OIha	06.10.1995	112.46 (530)	68.94(1182)	48.18 (858)	76.54 (579)	116.96 (397)	
	695130	<b>SHEPILENKO</b> Anastasiya	09.10.2000	-	66.68(1123)	60.40(1171)	168.71(1424)	219.90 (772)	
<b>USA</b> (3)	539909	<b>MOLTZAN</b> Paula	07.04.1994	999.00(1237)	5.91 (24)	10.17 (69)	96.71 (811)	171.93 (644)	
	6535773	<b>O BRIEN</b> Nina	29.11.1997	45.54 (150)	10.61 (65)	6.00 (31)	7.83 (35)	51.33 (112)	
	6535237	<b>SHIFFRIN</b> Mikaela	13.03.1995	4.37 (15)	0.00 (1)	0.00 (1)	2.40 (5)	4.16 (11)	

**Legend:**
**AC** Alpine Combined  
**SL** Slalom

**DH**

Downhill

**GS**

Giant Slalom

**SG**

Super-G



FIS ARE 2019  
FIS ALPINE WORLD SKI CHAMPIONSHIPS SWEDEN

**SKISTAR**

SKISTAR FIS ALPINE WORLD SKI CHAMPIONSHIPS 2019

**LONGINES**

Åre (SWE)

Ladies' Slalom  
**DRAW LIST**


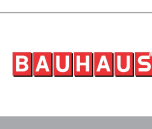
FIS

Number of Competitors: 97 Number of NSA: 45

Rank 120 in the FIS List: LINGG Charlotte

FIS Pts: 15.57

No	FIS Code	Name	NSA Code	WCSL SL	WCSL Overall	FIS SL
1	6535237	SHIFFRIN Mikaela	USA	929 (1)	2201 (1)	0.00 (1)
2	705423	VLHOVA Petra	SVK	701 (2)	1307 (2)	1.56 (2)
3	516280	HOLDENER Wendy	SUI	539 (3)	1163 (3)	2.68 (3)
4	505679	HANSDOTTER Frida	SWE	511 (4)	723 (10)	2.87 (4)
5	506146	SWENN LARSSON Anna	SWE	362 (5)	362 (24)	3.89 (5)
6	56032	SCHILD Bernadette	AUT	304 (6)	392 (22)	4.29 (6)
7	56388	LIENSBERGER Katharina	AUT	274 (7)	389 (23)	4.49 (7)
8	56315	TRUPPE Katharina	AUT	243 (8)	305 (31)	4.71 (8)
9	206279	GEIGER Christina	GER	168 (10)	168 (45)	5.22 (10)
10	106961	MIELZYNSKI Erin	CAN	163 (13)	163 (48)	5.26 (13)
11	296354	COSTAZZA Chiara	ITA	160 (14)	160 (49)	5.28 (14)
12	296509	CURTONI Irene	ITA	157 (15)	228 (39)	5.30 (15)
13	426187	LYSDAHL Kristin	NOR	127 (16)	236 (38)	5.50 (16)
14	107427	ST-GERMAIN Laurence	CAN	121 (17)	121 (56)	5.54 (17)
15	196806	NOENS Nastasia	FRA	91 (18)	91 (67)	5.75 (18)
16	107583	REMME Roni	CAN	90 (19)	143 (51)	5.76 (19)
17	516504	DANIOTH Aline	SUI	90 (19)	92 (66)	5.76 (19)
18	206355	DUERR Lena	GER	80 (21)	80 (71)	5.83 (21)
19	56253	HUBER Katharina	AUT	71 (22)	71 (75)	5.89 (22)
20	426100	HOLTMANN Mina Fuerst	NOR	70 (23)	107 (64)	5.89 (22)
21	539909	MOLTZAN Paula	USA	67 (24)	67 (80)	5.91 (24)
22	565471	HROVAT Meta	SLO	63 (27)	183 (43)	5.94 (27)
23	565320	FERK Marusa	SLO	56 (30)	85 (70)	5.99 (30)
24	425981	SKJOELD Maren	NOR	55 (31)	61 (83)	14.47 (106)
25	506583	SAEFVENBERG Charlotta	SWE	52 (33)	52 (93)	6.00 (31)
26	565401	BUCIK Ana	SLO	52 (33)	114 (59)	>16.73 (132)
27	506348	STAALNACKE Ylva	SWE	45 (37)	67 (80)	8.32 (42)
28	6295075	DELLA MEA Lara	ITA	32 (40)	32 (103)	8.26 (41)
29	516426	STOFFEL Elena	SUI	28 (43)	28 (111)	9.78 (58)
30	185447	KORPIO Nella	FIN	23 (45)	23 (114)	9.45 (55)
31	197540	FORNI Josephine	FRA	18 (49)	18 (126)	6.00 (31)
32	206532	SCHMOTZ Marlene	GER	6 (62)	19 (123)	6.69 (36)
33	155728	DUBOVSKA Martina	CZE	2 (68)	2 (152)	7.20 (37)
34	25096	GUTIERREZ Mireia	AND	-	-	7.88 (40)
35	306977	MUKOGAWA Sakurako	JPN	-	-	8.48 (43)
36	155727	CAPOVA Gabriela	CZE	21 (47)	21 (116)	8.75 (45)
37	425921	HAUGEN Kristine Gjelsten	NOR	14 (51)	56 (86)	8.89 (47)
38	665009	SHKANOVA Maria	BLR	-	-	9.02 (48)
39	405138	JELINKOVA Adriana	NED	-	4 (147)	10.25 (60)
40	565491	DVORNIK Neja	SLO	-	-	10.57 (63)
41	6535773	O BRIEN Nina	USA	8 (53)	13 (128)	10.61 (65)
42	225518	GUEST Charlie	GBR	-	-	11.02 (72)
43	107747	SMART Amelia	CAN	3 (67)	3 (148)	11.25 (74)
44	486028	GORNOSTAEVA Anastasia	RUS	-	-	11.28 (75)
45	485802	TKACHENKO Ekaterina	RUS	-	-	11.89 (81)





**Åre (SWE)**

**Ladies' Slalom  
DRAW LIST**
**Number of Competitors: 97 Number of NSA: 45**
**Rank 120 in the FIS List: LINGG Charlotte FIS Pts: 15.57**

No	FIS Code	Name	NSA Code	WCSL		FIS SL
				SL	Overall	
46	485637	ALOPINA Ksenia	RUS	-	-	13.05 (91)
47	385092	KOMSIC Andrea	CRO	-	-	14.19 (100)
48	415205	HUDSON Piera	NZL	5 (64)	5 (143)	14.25 (101)
49	315187	IGNJATOVIC Nevena	SRB	6 (62)	55 (87)	14.61 (107)
50	185430	HONKANEN Riikka	FIN	-	-	14.93 (111)
51	496055	PAU Nuria	ESP	-	-	15.33 (115)
52	185475	PYKALAINEN Erika	FIN	-	-	>17.74 (143)
53	555036	ABOLTINA Agnese	LAT	-	-	>19.82 (162)
54	555018	GASUNA Lelde	LAT	-	-	>20.56 (177)
55	65117	VANREUSEL Kim	BEL	-	-	>21.12 (185)
56	65075	DECROIX Marjolein	BEL	-	-	>26.06 (254)
57	255357	EINARSDOTTIR F.	ISL	-	-	>31.91 (349)
58	555037	GASUNA Evelina	LAT	-	-	>33.37 (369)
59	555035	BONDARE Liene	LAT	-	-	>36.14 (416)
60	175050	BERTHELSEN Nuunu Chemnitz	DEN	-	-	>38.81 (476)
61	685018	TSIKLAURI Nino	GEO	-	-	>43.51 (581)
62	945000	CLERC Mialitiana	MAD	-	-	>47.29 (656)
63	595020	GUERILLOT Vanina	POR	-	-	>47.76 (668)
64	197848	ARBEZ Tess	IRL	-	-	>52.67 (803)
65	255403	BIRKISDOTTIR Andrea Bjork	ISL	-	-	>53.77 (830)
66	255406	FRIDGEIRDOTTIR	ISL	-	-	>55.02 (858)
67	255426	FINNBOGADOTTIR Maria	ISL	-	-	>55.15 (861)
68	695130	SHEPILENKO Anastasiya	UKR	-	-	>66.68 (1123)
69	785007	JANUSKEVICIUTE Ieva	LTU	-	-	>67.89 (1157)
70	695108	KNYSH Olha	UKR	-	-	>68.94 (1182)
71	198079	BOLJESIC Victoria	SRB	-	-	>70.33 (1228)
72	125038	KONG Fanying	CHN	-	-	>70.56 (1241)
73	959300	PELLEGRIN Elise	MLT	-	-	>70.67 (1244)
74	235110	RALLI Sophia	GRE	-	-	>71.09 (1258)
75	715178	TADIC Maja	BIH	-	-	>71.44 (1266)
76	715167	MERDANOVIC Sejla	BIH	-	-	>71.54 (1270)
77	315230	VELJKOVIC Petra	SRB	-	-	>76.06 (1411)
78	955000	OETTL REYES Ornella	PER	-	-	>76.67 (1424)
79	125039	NI Yueming	CHN	-	-	>77.44 (1444)
80	245083	DORULTAN Katalin	HUN	-	-	>81.23 (1547)
81	125043	ZHU Tianhui	CHN	-	-	>84.19 (1615)
82	265028	ABBASI Forough	IRI	-	-	>101.81 (1986)
83	675035	GRIGOROVA Mariya	KAZ	-	-	>103.02 (2017)
84	245076	MAROTY Mariann Mimi	HUN	-	-	>103.09 (2019)
85	265053	AHMADI Atefeh	IRI	-	-	>107.59 (2110)
86	235330	KYRITSI Aristi	GRE	-	-	>112.38 (2182)
87	265006	KALHOR Marjan	IRI	-	-	>116.58 (2248)
88	235320	MANTSIOU Anastasia	GRE	-	-	>120.84 (2310)
89	265033	SAVEHSHEMSHAKI Sadaf	IRI	-	-	>137.47 (2558)
90	345061	CHAMOUN Jackie	LBN	-	-	>141.00 (2608)
91	235353	KOSTITS PASIALI Silouani	GRE	-	-	>151.50 (2732)
92	165044	PIERI Andriani	CYP	-	-	>178.31 (3001)
93	345141	ISKANDAR Carlie Maria	LBN	-	-	>182.22 (3026)
94	345172	ZEIDAN Sara	LBN	-	-	>189.13 (3091)
95	426188	RUSTA Fiona	KOS	-	-	>243.08 (3413)
96	947013	KOLLQAKU Adea	KOS	-	-	>251.41 (3447)
97	926000	MARTI Celine	HAI	-	-	>415.14 (3714)

**Legend:**

> Greater than 120th rank in the FIS points list  
**FIS\_SL** FIS points for SL (13th FIS points list 2018/2019)  
**No** Control Number  
**WCSL SL** FIS World Cup Start List points for Slalom





# ARE 2019

FIS ALPINE WORLD SKI CHAMPIONSHIPS SWEDEN

**SKISTAR**

**SKISTAR FIS ALPINE WORLD SKI CHAMPIONSHIPS 2019**

**LONGINES**

**Åre (SWE)**

**FIS**

Ladies' Slalom

SAT 16 FEB 2019

**START LIST RUN 1**

Start Time : 11:00

**Jury**

<b>FIS Technical Delegate</b>	van SLYKE Paul	USA
<b>Referee</b>	SKAARDAL Atle	FIS
<b>Assistant Referee</b>	MAYR Markus	FIS
<b>Chief of Race</b>	FRANZ Toni	SWE
<b>Start Referee</b>	GAJA Elena	ITA
<b>Finish Referee</b>	KRYLENKO Inna	RUS

**Technical Data**

<b>Course Name</b>	GÄSTRAPPET
<b>Start Altitude</b>	582m
<b>Finish Altitude</b>	396m
<b>Vertical Drop</b>	186m
<b>Homologation Number</b>	12551/11/17

**Race Information Run 1**

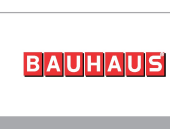
<b>Course setter</b>	ZURBUCHEN Werner	SUI
<b>Gates/Turning Gates</b>		
<b>Start Time</b>	11:00	

**Race Information Run 2**

<b>Course setter</b>	GFELLER Tim	NOR
<b>Gates/Turning Gates</b>		
<b>Start Time</b>	14:30	

**Number of Competitors: 97 Number of NSA: 45**

Bib	FIS Code	Name	Year of Birth	NSA Code	Time	Ski
1	56388	LIENSBERGER Katharina	1997	AUT		Rossignol
2	6535237	SHIFFRIN Mikaela	1995	USA		Atomic
3	516280	HOLDENER Wendy	1993	SUI		Head
4	506146	SWENN LARSSON Anna	1991	SWE		Head
5	56032	SCHILD Bernadette	1990	AUT		Head
6	705423	VLHOVA Petra	1995	SVK		Rossignol
7	505679	HANSDOTTER Frida	1985	SWE		Rossignol
8	107427	ST-GERMAIN Laurence	1994	CAN		Rossignol
9	196806	NOENS Nastasia	1988	FRA		Salomon
10	56315	TRUPPE Katharina	1996	AUT		Fischer
11	106961	MIELZYNSKI Erin	1990	CAN		Rossignol
12	426187	LYSDAHL Kristin	1996	NOR		Rossignol
13	296509	CURTONI Irene	1985	ITA		Rossignol
14	296354	COSTAZZA Chiara	1984	ITA		Dynastar
15	206279	GEIGER Christina	1990	GER		Rossignol
-----break-----						
16	107583	REMME Roni	1996	CAN		Head
17	516504	DANIOTH Aline	1998	SUI		Stoekli
18	206355	DUERR Lena	1991	GER		Head
19	56253	HUBER Katharina	1995	AUT		Atomic
20	426100	HOLTMANN Mina Fuerst	1995	NOR		Voelkl
21	539909	MOLTZAN Paula	1994	USA		Rossignol
22	565471	HROVAT Meta	1998	SLO		Salomon
-----break-----						
23	565320	FERK Marusa	1988	SLO		Salomon
24	425981	SKJOELD Maren	1993	NOR		Voelkl
25	506583	SAEFVENBERG Charlotta	1994	SWE		Rossignol
26	565401	BUCIK Ana	1993	SLO		Salomon
27	506348	STAALNACKE Ylva	1992	SWE		Voelkl
28	6295075	DELLA MEA Lara	1999	ITA		Salomon
29	516426	STOFFEL Elena	1996	SUI		Dynastar
30	185447	KORPIO Nella	1999	FIN		Atomic
-----break-----						
31	197540	FORNI Josephine	1994	FRA		Rossignol
32	206532	SCHMOTZ Marlene	1994	GER		Fischer
33	155728	DUBOVSKA Martina	1992	CZE		Voelkl
34	25096	GUTIERREZ Mireia	1988	AND		Fischer
35	306977	MUKOGAWA Sakurako	1992	JPN		Head



**Åre (SWE)**

Ladies' Slalom

SAT 16 FEB 2019

**START LIST RUN 1**

Start Time : 11:00

Number of Competitors: 97 Number of NSA: 45

Bib	FIS Code	Name	Year of Birth	NSA Code	Time	Ski
36	155727	CAPOVA Gabriela	1993	CZE		Augment
37	425921	HAUGEN Kristine Gjelsten	1992	NOR		Rossignol
38	665009	SHKANOVA Maria	1989	BLR		Augment
39	405138	JELINKOVA Adriana	1995	NED		
40	565491	DVORNIK Neja	2001	SLO		Fischer
41	6535773	O BRIEN Nina	1997	USA		Rossignol
42	225518	GUEST Charlie	1993	GBR		
43	107747	SMART Amelia	1998	CAN		Atomic
44	486028	GORNOSTAEVA Anastasia	1999	RUS		
45	485802	TKACHENKO Ekaterina	1995	RUS		Atomic
46	485637	ALOPINA Ksenia	1992	RUS		Rossignol
47	385092	KOMSIC Andrea	1996	CRO		Atomic
48	415205	HUDSON Piera	1996	NZL		Dynastar
49	315187	IGNJATOVIC Nevena	1990	SRB		Head
50	185430	HONKANEN Riikka	1998	FIN		Atomic
51	496055	PAU Nuria	1994	ESP		
52	185475	PYKALAINEN Erika	2001	FIN		Atomic
53	555036	ABOLTINA Agnese	1996	LAT		
54	555018	GASUNA Lelde	1990	LAT		
55	65117	VANREUSEL Kim	1998	BEL		Salomon
56	65075	DECROIX Marjolein	1992	BEL		
57	255357	EINARSDOTTIR Freydis Halla	1994	ISL		
58	555037	GASUNA Evelina	1997	LAT		
59	555035	BONDARE Liene	1996	LAT		
60	175050	BERTHELSEN Nuunu Chemnitz	1996	DEN		
61	685018	TSIKLAURI Nino	1993	GEO		
62	945000	CLERC Mialitiana	2001	MAD		
63	595020	GUERILLOT Vanina	2002	POR		Atomic
64	197848	ARBEZ Tess	1997	IRL		
65	255403	BIRKISDOTTIR Andrea Bjork	1998	ISL		
66	255406	FRIDGEIRSDOTTIR Holmfridur Dora	1998	ISL		
67	255426	FINNBOGADOTTIR Maria	2000	ISL		
68	695130	SHEPILENKO Anastasiya	2000	UKR		
69	785007	JANUSKEVICIUTE Ieva	1994	LTU		
70	695108	KNYSH Olha	1995	UKR		
71	198079	BOLJESIC Victoria	2000	SRB		
72	125038	KONG Fanying	1996	CHN		
73	959300	PELLEGRIN Elise	1991	MLT		
74	235110	RALLI Sophia	1988	GRE		
75	715178	TADIC Maja	2000	BIH		
76	715167	MERDANOVIC Sejla	1997	BIH		
77	315230	VELJKOVIC Petra	2001	SRB		
78	955000	OETTL REYES Ornella	1991	PER		
79	125039	NI Yueming	1995	CHN		
80	245083	DORULTAN Katalin	2001	HUN		
81	125043	ZHU Tianhui	1994	CHN		
82	265028	ABBASI Forough	1993	IRI		
83	675035	GRIGOROVA Mariya	1996	KAZ		
84	245076	MAROTY Mariann Mimi	1998	HUN		
85	265053	AHMADI Atefeh	2000	IRI		
86	235330	KYRITSI Aristi	1999	GRE		
87	265006	KALHOR Marjan	1988	IRI		
88	235320	MANTSIOU Anastasia	1998	GRE		
89	265033	SAVEHSHEMSHAKI Sadaf	1995	IRI		
90	345061	CHAMOUN Jackie	1991	LBN		
91	235353	KOSTITS PASIALI Silouani	2001	GRE		
92	165044	PIERI Andriani	1998	CYP		

**START LIST RUN 1**

Number of Competitors: 97 Number of NSA: 45

Bib	FIS Code	Name	Year of Birth	NSA Code	Time	Ski
93	345141	ISKANDAR Carlie Maria	1999	LBN	_____	
94	345172	ZEIDAN Sara	2001	LBN	_____	
95	426188	RUSTA Fiona	1996	KOS	_____	
96	947013	KOLLQAKU Adea	1997	KOS	_____	
97	926000	MARTI Celine	1979	HAI	_____	

**Forerunners:**

Run 1	F1-MARKLUND Wilma	SWE	F2-HAMMERGAARD Emma	SWE	F3-MARTELLEUR Hedda	SWE
Run 2	F1-MARKLUND Wilma	SWE	F2-HAMMERGAARD Emma	SWE	F3-MARTELLEUR Hedda	SWE





# ARE 2019

FIS ALPINE WORLD SKI CHAMPIONSHIPS SWEDEN

**SKISTAR**

SKISTAR FIS ALPINE WORLD SKI CHAMPIONSHIPS 2019

**LONGINES**

Åre (SWE)

Ladies' Slalom

SAT 16 FEB 2019

Start Time : 11:00

## OFFICIAL RESULTS RUN 1

Jury

<b>FIS Technical Delegate</b>	van SLYKE Paul	USA
<b>Referee</b>	SKAARDAL Atle	FIS
<b>Assistant Referee</b>	MAYR Markus	FIS
<b>Chief of Race</b>	FRANZ Toni	SWE
<b>Start Referee</b>	GAJA Elena	ITA
<b>Finish Referee</b>	KRYLENKO Inna	RUS

Technical Data

<b>Course Name</b>	GÄSTRAPPET
<b>Start Altitude</b>	582m
<b>Finish Altitude</b>	396m
<b>Vertical Drop</b>	186m
<b>Homologation Number</b>	12551/11/17

Race Information Run 1

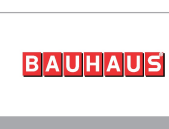
<b>Course setter</b>	ZURBUCHEN Werner	SUI
<b>Gates/Turning Gates</b>	70/68	
<b>Start Time</b>	11:00	

Race Information Run 2

<b>Course setter</b>	GFELLER Tim	NOR
<b>Gates/Turning Gates</b>		
<b>Start Time</b>	14:30	

Number of Competitors: 97 Number of NSA: 45

Rank	Bib	FIS Code	Name	Year of Birth	NSA Code	Time	Difference	Ski
1	3	516280	HOLDENER Wendy	1993	SUI	57.08		Head
2	4	506146	SWENN LARSSON Anna	1991	SWE	57.19	0.11	Head
3	2	6535237	SHIFFRIN Mikaela	1995	USA	57.23	0.15	Atomic
4	1	56388	LIENSBERGER Katharina	1997	AUT	57.35	0.27	Rossignol
5	6	705423	VLHOVA Petra	1995	SVK	57.54	0.46	Rossignol
6	7	505679	HANSDOTTER Frida	1985	SWE	57.64	0.56	Rossignol
7	15	206279	GEIGER Christina	1990	GER	58.59	1.51	Rossignol
8	8	107427	ST-GERMAIN Laurence	1994	CAN	58.60	1.52	Rossignol
9	19	56253	HUBER Katharina	1995	AUT	58.66	1.58	Atomic
10	10	56315	TRUPPE Katharina	1996	AUT	58.93	1.85	Fischer
11	11	106961	MIELZYNSKI Erin	1990	CAN	58.99	1.91	Rossignol
12	5	56032	SCHILD Bernadette	1990	AUT	59.20	2.12	Head
13	16	107583	REMME Roni	1996	CAN	59.36	2.28	Head
14	12	426187	LYSDAHL Kristin	1996	NOR	59.51	2.43	Rossignol
15	18	206355	DUERR Lena	1991	GER	59.83	2.75	Head
16	9	196806	NOENS Nastasia	1988	FRA	59.91	2.83	Salomon
17	17	516504	DANIOTH Aline	1998	SUI	1:00.15	3.07	Stoeckli
18	25	506583	SAEFVENBERG Charlotta	1994	SWE	1:00.21	3.13	Rossignol
19	26	565401	BUCIK Ana	1993	SLO	1:00.25	3.17	Salomon
20	14	296354	COSTAZZA Chiara	1984	ITA	1:00.36	3.28	Dynastar
21	21	539909	MOLTZAN Paula	1994	USA	1:00.46	3.38	Rossignol
22	36	155727	CAPOVA Gabriela	1993	CZE	1:00.60	3.52	Augment
23	24	425981	SKJOELD Maren	1993	NOR	1:00.87	3.79	Voelkl
24	28	6295075	DELLA MEA Lara	1999	ITA	1:01.14	4.06	Salomon
25	41	6535773	O BRIEN Nina	1997	USA	1:01.45	4.37	Rossignol
25	39	405138	JELINKOVA Adriana	1995	NED	1:01.45	4.37	Atomic
27	38	665009	SHKANOVA Maria	1989	BLR	1:01.52	4.44	Augment
28	43	107747	SMART Amelia	1998	CAN	1:01.58	4.50	Atomic
29	34	25096	GUTIERREZ Mireia	1988	AND	1:01.70	4.62	Fischer
30	42	225518	GUEST Charlie	1993	GBR	1:01.82	4.74	
31	23	565320	FERK Marusa	1988	SLO	1:02.09	5.01	Salomon
32	37	425921	HAUGEN Kristine Gjelsten	1992	NOR	1:02.28	5.20	Rossignol
33	45	485802	TKACHENKO Ekaterina	1995	RUS	1:02.64	5.56	Atomic
34	33	155728	DUBOVSKA Martina	1992	CZE	1:02.80	5.72	Voelkl
35	30	185447	KORPIO Nella	1999	FIN	1:02.91	5.83	Atomic
36	49	315187	IGNJATOVIC Nevena	1990	SRB	1:02.94	5.86	Head
37	46	485637	ALOPINA Ksenia	1992	RUS	1:03.19	6.11	Rossignol



Number of Competitors: 97    Number of NSA: 45

Rank	Bib	FIS Code	Name	Year of Birth	NSA Code	Time	Difference	Ski
38	55	65117	VANREUSEL Kim	1998	BEL	1:03.76	6.68	Salomon
39	47	385092	KOMSIC Andrea	1996	CRO	1:04.00	6.92	Atomic
40	57	255357	EINARSDOTTIR Freydis Halla	1994	ISL	1:05.64	8.56	
41	54	555018	GASUNA Lelde	1990	LAT	1:05.95	8.87	
42	56	65075	DECROIX Marjolein	1992	BEL	1:06.08	9.00	
43	63	595020	GUERILLOT Vanina	2002	POR	1:07.82	10.74	Atomic
44	60	175050	BERTHELSEN Nuunu Chemnitz	1996	DEN	1:08.13	11.05	
45	67	255426	FINNBOGADOTTIR Maria	2000	ISL	1:08.82	11.74	
46	62	945000	CLERC Mialitiana	2001	MAD	1:08.96	11.88	
47	68	695130	SHEPILENKO Anastasiya	2000	UKR	1:09.22	12.14	
48	65	255403	BIRKISDOTTIR Andrea Bjork	1998	ISL	1:09.55	12.47	
49	69	785007	JANUSKEVICIUTE Ieva	1994	LTU	1:09.62	12.54	
50	64	197848	ARBEZ Tess	1997	IRL	1:11.57	14.49	
51	80	245083	DORULTAN Katalin	2001	HUN	1:12.23	15.15	
52	74	235110	RALLI Sophia	1988	GRE	1:12.89	15.81	
53	85	265053	AHMADI Atefeh	2000	IRI	1:15.35	18.27	
54	84	245076	MAROTY Mariann Mimi	1998	HUN	1:16.96	19.88	
55	82	265028	ABBASI Forough	1993	IRI	1:20.79	23.71	
56	87	265006	KALHOR Marjan	1988	IRI	1:22.41	25.33	
57	94	345172	ZEIDAN Sara	2001	LBN	1:22.71	25.63	
58	90	345061	CHAMOUN Jackie	1991	LBN	1:23.31	26.23	
59	96	947013	KOLLQAKU Adea	1997	KOS	1:37.36	40.28	
60	97	926000	MARTI Celine	1979	HAI	1:46.28	49.20	

**DID NOT FINISH RUN 1: 34 competitors**

13	296509	CURTONI Irene	1985	ITA	Rossignol
20	426100	HOLTMANN Mina Fuerst	1995	NOR	Voelkl
27	506348	STAALNACKE Ylva	1992	SWE	Voelkl
29	516426	STOFFEL Elena	1996	SUI	Dynastar
31	197540	FORNI Josephine	1994	FRA	Rossignol
32	206532	SCHMOTZ Marlene	1994	GER	Fischer
35	306977	MUKOGAWA Sakurako	1992	JPN	Head
40	565491	DVORNIK Neja	2001	SLO	Fischer
44	486028	GORNOSTAEVA Anastasia	1999	RUS	
48	415205	HUDSON Piera	1996	NZL	Dynastar
50	185430	HONKANEN Riikka	1998	FIN	Atomic
51	496055	PAU Nuria	1994	ESP	
52	185475	PYKALAINEN Erika	2001	FIN	Atomic
53	555036	ABOLTINA Agnese	1996	LAT	
58	555037	GASUNA Evelina	1997	LAT	
59	555035	BONDARE Liene	1996	LAT	
61	685018	TSIKLAURI Nino	1993	GEO	
66	255406	FRIDGEIRSDOTTIR Holmfridur Dora	1998	ISL	
70	695108	KNYSH Olha	1995	UKR	
71	198079	BOLJESIC Victoria	2000	SRB	
72	125038	KONG Fanying	1996	CHN	
75	715178	TADIC Maja	2000	BIH	
76	715167	MERDANOVIC Seja	1997	BIH	
77	315230	VELJKOVIC Petra	2001	SRB	
78	955000	OETTL REYES Ornella	1991	PER	
79	125039	NI Yueming	1995	CHN	
81	125043	ZHU Tianhui	1994	CHN	
83	675035	GRIGOROVA Mariya	1996	KAZ	
86	235330	KYRITSI Aristi	1999	GRE	
88	235320	MANTSIOU Anastasia	1998	GRE	
89	265033	SAVEHSHEMASHAKI Sadaf	1995	IRI	
91	235353	KOSTITS PASIALI Silouani	2001	GRE	

**OFFICIAL RESULTS RUN 1**

Number of Competitors: 97    Number of NSA: 45

Rank	Bib	FIS Code	Name	Year of Birth	NSA Code	Time	Difference	Ski
	92	165044	<b>PIERI Andriani</b>	1998	CYP			
	95	426188	<b>RUSTA Fiona</b>	1996	KOS			

**DISQUALIFIED RUN 1: 3 competitors**

22	565471	<b>HROVAT Meta</b>	1998	SLO	Gate 44	Rule 629.3	Salomon
73	959300	<b>PELLEGRIN Elise</b>	1991	MLT	Gate 53	Rule 629.3	
93	345141	<b>ISKANDAR Carlie Maria</b>	1999	LBN	Gate 61	Rule 629.3	

**Reason for disqualification:**

629.3 does not pass through a gate correctly

**Forerunners:**

Run 1	F1-MARKLUND Wilma	SWE	F2-HAMMERGAARD Emma	SWE	F3-MARTELLEUR Hedda	SWE
Run 2	F1-MARKLUND Wilma	SWE	F2-HAMMERGAARD Emma	SWE	F3-MARTELLEUR Hedda	SWE

**Conditions on course:**

Run 1	LIGHT RAIN	Snow: HARD	Temperature - Start: -1°C	Temperature - Finish: 2°C
-------	------------	------------	---------------------------	---------------------------



# ARE 2019

FIS ALPINE WORLD SKI CHAMPIONSHIPS SWEDEN

**SKISTAR**

**SKISTAR FIS ALPINE WORLD SKI CHAMPIONSHIPS 2019**

**LONGINES**

**Åre (SWE)**

Ladies' Slalom

SAT 16 FEB 2019


**START LIST RUN 2**

Start Time : 14:30

Jury			Technical Data		
<b>FIS Technical Delegate</b>	van SLYKE Paul	USA	<b>Course Name</b>	GÅSTRAPPET	
<b>Referee</b>	SKAARDAL Atle	FIS	<b>Start Altitude</b>	582m	
<b>Assistant Referee</b>	MAYR Markus	FIS	<b>Finish Altitude</b>	396m	
<b>Chief of Race</b>	FRANZ Toni	SWE	<b>Vertical Drop</b>	186m	
<b>Start Referee</b>	GAJA Elena	ITA	<b>Homologation Number</b>	12551/11/17	
<b>Finish Referee</b>	KRYLENKO Inna	RUS			
Race Information Run 1			Race Information Run 2		
<b>Course setter</b>	ZURBUCHEN Werner	SUI	<b>Course setter</b>	GFELLER Tim	NOR
<b>Gates/Turning Gates</b>	70/68		<b>Gates/Turning Gates</b>		
<b>Start Time</b>	11:00		<b>Start Time</b>	14:30	

Number of Competitors: 60 Number of NSA: 35

Start Order	Bib	FIS Code	Name	Year of Birth	NSA Code	Run 1	Diff.	Rank	Run 2	Total	Ski
1	42	225518	GUEST Charlie	1993	GBR	1:01.82	4.74	30			
2	34	25096	GUTIERREZ Mireia	1988	AND	1:01.70	4.62	29			Fischer
3	43	107747	SMART Amelia	1998	CAN	1:01.58	4.50	28			Atomic
4	38	665009	SHKANOVA Maria	1989	BLR	1:01.52	4.44	27			Augment
5	39	405138	JELINKOVA Adriana	1995	NED	1:01.45	4.37	25			Atomic
6	41	6535773	O BRIEN Nina	1997	USA	1:01.45	4.37	25			Rossignol
7	28	6295075	DELLA MEA Lara	1999	ITA	1:01.14	4.06	24			Salomon
8	24	425981	SKJOELD Maren	1993	NOR	1:00.87	3.79	23			Voelkl
9	36	155727	CAPOVA Gabriela	1993	CZE	1:00.60	3.52	22			Augment
10	21	539909	MOLTZAN Paula	1994	USA	1:00.46	3.38	21			Rossignol
11	14	296354	COSTAZZA Chiara	1984	ITA	1:00.36	3.28	20			Dynastar
12	26	565401	BUCIK Ana	1993	SLO	1:00.25	3.17	19			Salomon
13	25	506583	SAEFVENBERG Charlotta	1994	SWE	1:00.21	3.13	18			Rossignol
14	17	516504	DANIOTH Aline	1998	SUI	1:00.15	3.07	17			Stoekli
15	9	196806	NOENS Nastasia	1988	FRA	59.91	2.83	16			Salomon
break											
16	18	206355	DUERR Lena	1991	GER	59.83	2.75	15			Head
17	12	426187	LYSDAHL Kristin	1996	NOR	59.51	2.43	14			Rossignol
18	16	107583	REMME Roni	1996	CAN	59.36	2.28	13			Head
19	5	56032	SCHILD Bernadette	1990	AUT	59.20	2.12	12			Head
20	11	106961	MIELZYNSKI Erin	1990	CAN	58.99	1.91	11			Rossignol
21	10	56315	TRUPPE Katharina	1996	AUT	58.93	1.85	10			Fischer
22	19	56253	HUBER Katharina	1995	AUT	58.66	1.58	9			Atomic
break											
23	8	107427	ST-GERMAIN Laurence	1994	CAN	58.60	1.52	8			Rossignol
24	15	206279	GEIGER Christina	1990	GER	58.59	1.51	7			Rossignol
25	7	505679	HANSDOTTER Frida	1985	SWE	57.64	0.56	6			Rossignol
26	6	705423	VLHOVA Petra	1995	SVK	57.54	0.46	5			Rossignol
27	1	56388	LIENSBERGER Katharina	1997	AUT	57.35	0.27	4			Rossignol
28	2	6535237	SHIFFRIN Mikaela	1995	USA	57.23	0.15	3			Atomic
29	4	506146	SWENN LARSSON Anna	1991	SWE	57.19	0.11	2			Head
30	3	516280	HOLDENER Wendy	1993	SUI	57.08		1			Head
break											
31	23	565320	FERK Marusa	1988	SLO	1:02.09	5.01	31			Salomon
32	37	425921	HAUGEN Kristine Gjelsten	1992	NOR	1:02.28	5.20	32			Rossignol
33	45	485802	TKACHENKO Ekaterina	1995	RUS	1:02.64	5.56	33			Atomic
34	33	155728	DUBOVSKA Martina	1992	CZE	1:02.80	5.72	34			Voelkl
35	30	185447	KORPIO Nella	1999	FIN	1:02.91	5.83	35			Atomic



**Åre (SWE)**


Ladies' Slalom

SAT 16 FEB 2019

**START LIST RUN 2**

Start Time : 14:30

Number of Competitors: 60 Number of NSA: 35

Start Order	Bib	FIS Code	Name	Year of Birth	NSA Code	Run 1	Diff.	Rank	Run 2	Total	Ski
36	49	315187	IGNJATOVIC Nevena	1990	SRB	1:02.94	5.86	36			Head
37	46	485637	ALOPINA Ksenia	1992	RUS	1:03.19	6.11	37			Rossignol
38	55	65117	VANREUSEL Kim	1998	BEL	1:03.76	6.68	38			Salomon
39	47	385092	KOMSIC Andrea	1996	CRO	1:04.00	6.92	39			Atomic
40	57	255357	EINARSDOTTIR Freydis Halla	1994	ISL	1:05.64	8.56	40			
41	54	555018	GASUNA Lelde	1990	LAT	1:05.95	8.87	41			
42	56	65075	DECROIX Marjolein	1992	BEL	1:06.08	9.00	42			
43	63	595020	GUERILLOT Vanina	2002	POR	1:07.82	10.74	43			Atomic
44	60	175050	BERTHELTEN Nuunu Chemnitz	1996	DEN	1:08.13	11.05	44			
45	67	255426	FINNBOGADOTTIR Maria	2000	ISL	1:08.82	11.74	45			
46	62	945000	CLERC Mialitiana	2001	MAD	1:08.96	11.88	46			
47	68	695130	SHEPILENKO Anastasiya	2000	UKR	1:09.22	12.14	47			
48	65	255403	BIRKISDOTTIR Andrea Bjork	1998	ISL	1:09.55	12.47	48			
49	69	785007	JANUSKEVICIUTE Ieva	1994	LTU	1:09.62	12.54	49			
50	64	197848	ARBEZ Tess	1997	IRL	1:11.57	14.49	50			
51	80	245083	DORULTAN Katalin	2001	HUN	1:12.23	15.15	51			
52	74	235110	RALLI Sophia	1988	GRE	1:12.89	15.81	52			
53	85	265053	AHMADI Atefeh	2000	IRI	1:15.35	18.27	53			
54	84	245076	MAROTY Mariann Mimi	1998	HUN	1:16.96	19.88	54			
55	82	265028	ABBASI Forough	1993	IRI	1:20.79	23.71	55			
56	87	265006	KALHOR Marjan	1988	IRI	1:22.41	25.33	56			
57	94	345172	ZEIDAN Sara	2001	LBN	1:22.71	25.63	57			
58	90	345061	CHAMOUN Jackie	1991	LBN	1:23.31	26.23	58			
59	96	947013	KOLLQAKU Adea	1997	KOS	1:37.36	40.28	59			
60	97	926000	MARTI Celine	1979	HAI	1:46.28	49.20	60			

**Forerunners:**

Run 1	F1-MARKLUND Wilma	SWE	F2-HAMMERGAARD Emma	SWE	F3-MARTELLEUR Hedda	SWE
Run 2	F1-MARKLUND Wilma	SWE	F2-HAMMERGAARD Emma	SWE	F3-MARTELLEUR Hedda	SWE







# ARE 2019

FIS ALPINE WORLD SKI CHAMPIONSHIPS SWEDEN

**SKISTAR**

SKISTAR FIS ALPINE WORLD SKI CHAMPIONSHIPS 2019

**LONGINES**

Åre (SWE)



Ladies' Slalom

SAT 16 FEB 2019

Start Time : 14:30

## OFFICIAL RESULTS

**Jury**

FIS Technical Delegate	van SLYKE Paul	USA
Referee	SKAARDAL Atle	FIS
Assistant Referee	MAYR Markus	FIS
Chief of Race	FRANZ Toni	SWE
Start Referee	GAJA Elena	ITA
Finish Referee	KRYLENKO Inna	RUS

**Technical Data**

Course Name	GÄSTRAPPET
Start Altitude	582m
Finish Altitude	396m
Vertical Drop	186m
Homologation Number	12551/11/17

**Race Information Run 1**

Course setter	ZURBUCHEN Werner	SUI
Gates/Turning Gates	70/68	
Start Time	11:00	


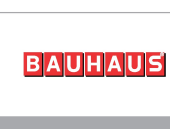

**Race Information Run 2**

Course setter	GFELLER Tim	NOR
Gates/Turning Gates	67/66	
Start Time	14:30	

Number of Competitors: 97    Number of NSA: 45

F-factor: 730

Rank	Bib	FIS Code	Name	Year of Birth	NSA Code	Run		Total	Diff.	Race Points	Ski
						Time Rank	Time Rank				
1	2	6535237	SHIFFRIN Mikaela	1995	USA	57.23 (3)	59.82 (1)	1:57.05		0.00	Atomic
2	4	506146	SWENN LARSSON Anna	1991	SWE	57.19 (2)	1:00.44 (2)	1:57.63	0.58	3.62	Head
3	6	705423	VLHOVA Petra	1995	SVK	57.54 (5)	1:00.54 (3)	1:58.08	1.03	6.42	Rossignol
4	1	56388	LIENSBERGER Katharina	1997	AUT	57.35 (4)	1:01.13 (7)	1:58.48	1.43	8.92	Rossignol
5	7	505679	HANSDOTTER Frida	1985	SWE	57.64 (6)	1:01.80 (17)	1:59.44	2.39	14.91	Rossignol
6	8	107427	ST-GERMAIN Laurence	1994	CAN	58.60 (8)	1:01.05 (4)	1:59.65	2.60	16.22	Rossignol
7	19	56253	HUBER Katharina	1995	AUT	58.66 (9)	1:01.19 (8)	1:59.85	2.80	17.46	Atomic
8	10	56315	TRUPPE Katharina	1996	AUT	58.93 (10)	1:01.05 (4)	1:59.98	2.93	18.27	Fischer
9	5	56032	SCHILD Bernadette	1990	AUT	59.20 (12)	1:01.26 (9)	2:00.46	3.41	21.27	Head
10	11	106961	MIELZYNSKI Erin	1990	CAN	58.99 (11)	1:01.60 (12)	2:00.59	3.54	22.08	Rossignol
11	18	206355	DUERR Lena	1991	GER	59.83 (15)	1:01.47 (11)	2:01.30	4.25	26.51	Head
12	16	107583	REMME Roni	1996	CAN	59.36 (13)	1:02.02 (19)	2:01.38	4.33	27.00	Head
13	9	196806	NOENS Nastasia	1988	FRA	59.91 (16)	1:01.62 (13)	2:01.53	4.48	27.94	Salomon
14	25	506583	SAEFVENBERG Charlotta	1994	SWE	1:00.21 (18)	1:01.98 (18)	2:02.19	5.14	32.06	Rossignol
15	17	516504	DANIOTH Aline	1998	SUI	1:00.15 (17)	1:02.07 (21)	2:02.22	5.17	32.24	Stoeckli
16	24	425981	SKJOELD Maren	1993	NOR	1:00.87 (23)	1:01.40 (10)	2:02.27	5.22	32.56	Voelkl
17	3	516280	HOLDENER Wendy	1993	SUI	57.08 (1)	1:05.23 (32)	2:02.31	5.26	32.80	Head
18	21	539909	MOLTZAN Paula	1994	USA	1:00.46 (21)	1:02.05 (20)	2:02.51	5.46	34.05	Rossignol
19	39	405138	JELINKOVA Adriana	1995	NED	1:01.45 (25)	1:01.07 (6)	2:02.52	5.47	34.11	Atomic
20	14	296354	COSTAZZA Chiara	1984	ITA	1:00.36 (20)	1:02.37 (22)	2:02.73	5.68	35.42	Dynastar
21	36	155727	CAPOVA Gabriela	1993	CZE	1:00.60 (22)	1:02.45 (23)	2:03.05	6.00	37.42	Augment
22	43	107747	SMART Amelia	1998	CAN	1:01.58 (28)	1:01.76 (16)	2:03.34	6.29	39.23	Atomic
23	34	25096	GUTIERREZ Mireia	1988	AND	1:01.70 (29)	1:01.67 (15)	2:03.37	6.32	39.42	Fischer
24	42	225518	GUEST Charlie	1993	GBR	1:01.82 (30)	1:01.63 (14)	2:03.45	6.40	39.91	
25	38	665009	SHKANOVA Maria	1989	BLR	1:01.52 (27)	1:02.51 (24)	2:04.03	6.98	43.53	Augment
26	45	485802	TKACHENKO Ekaterina	1995	RUS	1:02.64 (33)	1:02.52 (25)	2:05.16	8.11	50.58	Atomic
27	23	565320	FERK Marusa	1988	SLO	1:02.09 (31)	1:03.81 (28)	2:05.90	8.85	55.19	Salomon
28	49	315187	IGNJATOVIC Nevena	1990	SRB	1:02.94 (36)	1:03.09 (27)	2:06.03	8.98	56.01	Head
29	37	425921	HAUGEN Kristine Gjelsten	1992	NOR	1:02.28 (32)	1:04.55 (30)	2:06.83	9.78	60.99	Rossignol
30	47	385092	KOMSIC Andrea	1996	CRO	1:04.00 (39)	1:03.06 (26)	2:07.06	10.01	62.43	Atomic
31	30	185447	KORPIO Nella	1999	FIN	1:02.91 (35)	1:04.28 (29)	2:07.19	10.14	63.24	Atomic
32	55	65117	VANREUSEL Kim	1998	BEL	1:03.76 (38)	1:04.69 (31)	2:08.45	11.40	71.10	Salomon
33	46	485637	ALOPINA Ksenia	1992	RUS	1:03.19 (37)	1:05.29 (33)	2:08.48	11.43	71.28	Rossignol
34	41	6535773	O BRIEN Nina	1997	USA	1:01.45 (25)	1:08.22 (34)	2:09.67	12.62	78.71	Rossignol
35	57	255357	EINARSDOTTIR Freydis Halla	1994	ISL	1:05.64 (40)	1:09.29 (35)	2:14.93	17.88	111.51	
36	60	175050	BERTHELSEN Nuunu Chemnitz	1996	DEN	1:08.13 (44)	1:09.87 (36)	2:18.00	20.95	130.66	
37	63	595020	GUERILLOT Vanina	2002	POR	1:07.82 (43)	1:10.64 (39)	2:18.46	21.41	133.53	Atomic



**Åre (SWE)**

Ladies' Slalom

SAT 16 FEB 2019

**OFFICIAL RESULTS**

Start Time : 14:30

Number of Competitors: 97 Number of NSA: 45

F-factor: 730

Rank	Bib	FIS Code	Name	Year of Birth	NSA Code	Run 1		Run 2		Total	Diff.	Race Points	Ski
						Time	Rank	Time	Rank				
38	67	255426	FINNBOGADOTTIR Maria	2000	ISL	1:08.82	(45)	1:10.06	(37)	2:18.88	21.83	136.15	
39	65	255403	BIRKISDOTTIR Andrea Bjork	1998	ISL	1:09.55	(48)	1:10.36	(38)	2:19.91	22.86	142.57	
40	62	945000	CLERC Mialitiana	2001	MAD	1:08.96	(46)	1:11.29	(41)	2:20.25	23.20	144.69	
41	68	695130	SHEPILENKO Anastasiya	2000	UKR	1:09.22	(47)	1:11.33	(42)	2:20.55	23.50	146.56	
42	69	785007	JANUSKEVICIUTE Ieva	1994	LTU	1:09.62	(49)	1:11.25	(40)	2:20.87	23.82	148.56	
43	64	197848	ARBEZ Tess	1997	IRL	1:11.57	(50)	1:13.35	(43)	2:24.92	27.87	173.82	
44	80	245083	DORULTAN Katalin	2001	HUN	1:12.23	(51)	1:14.28	(44)	2:26.51	29.46	183.73	
45	74	235110	RALLI Sophia	1988	GRE	1:12.89	(52)	1:14.83	(45)	2:27.72	30.67	191.28	
46	85	265053	AHMADI Atefeh	2000	IRI	1:15.35	(53)	1:16.66	(47)	2:32.01	34.96	218.03	
47	84	245076	MAROTY Mariann Mimi	1998	HUN	1:16.96	(54)	1:16.54	(46)	2:33.50	36.45	227.33	
48	82	265028	ABBASI Forough	1993	IRI	1:20.79	(55)	1:19.28	(48)	2:40.07	43.02	268.30	
49	90	345061	CHAMOUN Jackie	1991	LBN	1:23.31	(58)	1:21.11	(49)	2:44.42	47.37	295.43	
50	94	345172	ZEIDAN Sara	2001	LBN	1:22.71	(57)	1:22.80	(50)	2:45.51	48.46	302.23	
51	96	947013	KOLLQAKU Adea	1997	KOS	1:37.36	(59)	1:33.31	(51)	3:10.67	1:13.62	459.14	
52	97	926000	MARTI Celine	1979	HAI	1:46.28	(60)	1:47.71	(52)	3:33.99	1:36.94	604.58	

**DID NOT FINISH RUN 2: 6 competitors**

12	426187	LYSDAHL Kristin	1996	NOR	Rossignol
15	206279	GEIGER Christina	1990	GER	Rossignol
26	565401	BUCIK Ana	1993	SLO	Salomon
28	6295075	DELLA MEA Lara	1999	ITA	Salomon
54	555018	GASUNA Lelde	1990	LAT	
56	65075	DECROIX Marjolein	1992	BEL	

**DID NOT START RUN 2: 2 competitors**

33	155728	DUBOVSKA Martina	1992	CZE	Voelkl
87	265006	KALHOR Marjan	1988	IRI	

**DID NOT FINISH RUN 1: 34 competitors**

13	296509	CURTONI Irene	1985	ITA	Rossignol
20	426100	HOLTMANN Mina Fuerst	1995	NOR	Voelkl
27	506348	STAALNACKE Ylva	1992	SWE	Voelkl
29	516426	STOFFEL Elena	1996	SUI	Dynastar
31	197540	FORNI Josephine	1994	FRA	Rossignol
32	206532	SCHMOTZ Marlene	1994	GER	Fischer
35	306977	MUKOGAWA Sakurako	1992	JPN	Head
40	565491	DVORNIK Neja	2001	SLO	Fischer
44	486028	GORNOSTAEVA Anastasia	1999	RUS	
48	415205	HUDSON Piera	1996	NZL	Dynastar
50	185430	HONKANEN Riikka	1998	FIN	Atomic
51	496055	PAU Nuria	1994	ESP	
52	185475	PYKALAINEN Erika	2001	FIN	Atomic
53	555036	ABOLTINA Agnese	1996	LAT	
58	555037	GASUNA Evelina	1997	LAT	
59	555035	BONDARE Liene	1996	LAT	
61	685018	TSIKLAURI Nino	1993	GEO	
66	255406	FRIDGEIRSDOTTIR	1998	ISL	
70	695108	KNYSH OIha	1995	UKR	
71	198079	BOLJESIC Victoria	2000	SRB	
72	125038	KONG Fanying	1996	CHN	
75	715178	TADIC Maja	2000	BIH	
76	715167	MERDANOVIC Sejla	1997	BIH	
77	315230	VELJKOVIC Petra	2001	SRB	

**Åre (SWE)**


Ladies' Slalom

SAT 16 FEB 2019

Start Time : 14:30

**OFFICIAL RESULTS**

Number of Competitors: 97 Number of NSA: 45

F-factor: 730

Rank	Bib	FIS Code	Name	Year of Birth	NSA Code	Run 1	Run 2	Total	Diff.	Race Points	Ski
						Time Rank	Time Rank				
	78	955000	OETTL REYES Ornella	1991	PER						
	79	125039	NI Yueming	1995	CHN						
	81	125043	ZHU Tianhui	1994	CHN						
	83	675035	GRIGOROVA Mariya	1996	KAZ						
	86	235330	KYRITSI Aristi	1999	GRE						
	88	235320	MANTSIOU Anastasia	1998	GRE						
	89	265033	SAVEHSEMSHAKI Sadaf	1995	IRI						
	91	235353	KOSTITS PASIALI Silouani	2001	GRE						
	92	165044	PIERI Andriani	1998	CYP						
	95	426188	RUSTA Fiona	1996	KOS						

**DISQUALIFIED RUN 1: 3 competitors**

22	565471	HROVAT Meta	1998	SLO	Gate 44	Rule 629.3	Salomon
73	959300	PELLEGRIN Elise	1991	MLT	Gate 53	Rule 629.3	
93	345141	ISKANDAR Carlie Maria	1999	LBN	Gate 61	Rule 629.3	

**Reason for disqualification:**

629.3 does not pass through a gate correctly

Forerunners:							
Run 1	F1-MARKLUND Wilma	SWE	F2-HAMMERGAARD Emma	SWE	F3-MARTELLEUR Hedda	SWE	
Run 2	F1-MARKLUND Wilma	SWE	F2-HAMMERGAARD Emma	SWE	F3-MARTELLEUR Hedda	SWE	

Conditions on course:							
Run 1	LIGHT RAIN	Snow: HARD	Temperature - Start:	-1°C	Temperature - Finish:	2°C	
Run 2	PARTLY CLOUDY	Snow: HARD	Temperature - Start:	2°C	Temperature - Finish:	2°C	




FIS ALPINE WORLD SKI CHAMPIONSHIPS SWEDEN



SKISTAR FIS ALPINE WORLD SKI CHAMPIONSHIPS 2019



Åre (SWE)

Ladies' Slalom

SAT 16 FEB 2019



PENALTY CALCULATION

Best 10 at Finish

Rank	Bib	FIS Code	Name	NSA Code	FIS Points	Best 5	Race Points
1	2	6535237	SHIFFRIN Mikaela	USA	0.00	0.00	0.00
2	4	506146	SWENN LARSSON Anna	SWE	3.89	3.89	3.62
3	6	705423	VLHOVA Petra	SVK	1.56	1.56	6.42
4	1	56388	LIENSBERGER Katharina	AUT	4.49		
5	7	505679	HANSDOTTER Frida	SWE	2.87	2.87	14.91
6	8	107427	ST-GERMAIN Laurence	CAN	5.54		
7	19	56253	HUBER Katharina	AUT	5.89		
8	10	56315	TRUPPE Katharina	AUT	4.71		
9	5	56032	SCHILD Bernadette	AUT	4.29	4.29	21.27
10	11	106961	MIELZYNSKI Erin	CAN	5.26		

Best 5 FIS Points at Start

Rank	Bib	FIS Code	Name	NSA Code	FIS Points
1	2	6535237	SHIFFRIN Mikaela	USA	0.00
3	6	705423	VLHOVA Petra	SVK	1.56
17	3	516280	HOLDENER Wendy	SUI	2.68
5	7	505679	HANSDOTTER Frida	SWE	2.87
2	4	506146	SWENN LARSSON Anna	SWE	3.89

TOTALS:

FIS Points of Best 5 at Start (B)	11.00	
FIS Points of Best at Finish in Top 10 (A)		12.61
Race Points of Corresponding Competitors (C)		46.22
Calculated Penalty (A+B-C):10 =>	-2.26	
Rounded	-2.26	
Category Adder	0.00	
Correction Value (Z)	0.00	
Calculated Penalty	-2.26	
Penalty Applied	0.00	



PRESENTING SPONSOR

OFFICIAL TIMEKEEPER

MAIN SPONSORS



Audi





**SKISTAR FIS ALPINE WORLD SKI CHAMPIONSHIPS 2019**

**Åre (SWE)**


Ladies' Slalom

SAT 16 FEB 2019

Start Time : 14:30

**PERFORMANCE ANALYSIS BY RANK**

Number of Competitors: 52    Number of NSA: 34

Rank	Bib	Name Ski	NSA Code	Positions			Partials		Difference Time		
				Pos	Time	Rank	Pos	Time		Rank	
1	2	SHIFFRIN Mikaela Atomic	USA	Run 1:	Int1:	15.17	(5)	I1-I2:	15.98	(4)	0.25
					Int2:	31.15	(5)	I2-I3:	11.44	(6)	0.36
					Int3:	42.59	(5)	I3-Fin:	14.64	(1)	0.58
					Fin:	57.23	(3)				0.15
				Run 2:	Int1:	15.31	(1)	I1-I2:	17.26	(1)	
					Int2:	32.57	(1)	I2-I3:	11.41	(1)	
					Int3:	43.98	(1)	I3-Fin:	15.84	(3)	
					Fin:	59.82	(1)				
				Total:	Int1:	1:12.54	(1)				0.00
					Int2:	1:29.80	(1)				0.00
					Int3:	1:41.21	(1)				0.00
					Fin:	1:57.05	(1)				0.00
				2	4	SWENN LARSSON Anna Head	SWE	Run 1:	Int1:	14.97	(2)
Int2:	30.79	(1)	I2-I3:						11.22	(2)	
Int3:	42.01	(1)	I3-Fin:						15.18	(8)	0.11
Fin:	57.19	(2)									0.11
Run 2:	Int1:	15.47	(2)					I1-I2:	17.50	(4)	0.16
	Int2:	32.97	(2)					I2-I3:	11.43	(2)	0.40
	Int3:	44.40	(2)					I3-Fin:	16.04	(11)	0.42
	Fin:	1:00.44	(2)								0.62
Total:	Int1:	1:12.66	(2)								0.12
	Int2:	1:30.16	(2)								0.36
	Int3:	1:41.59	(2)								0.38
	Fin:	1:57.63	(2)								0.58
3	6	VLHOVA Petra Rossignol	SVK					Run 1:	Int1:	15.33	(6)
				Int2:	31.27	(6)	I2-I3:		11.43	(5)	0.48
				Int3:	42.70	(6)	I3-Fin:		14.84	(3)	0.69
				Fin:	57.54	(5)					0.46
				Run 2:	Int1:	15.62	(5)	I1-I2:	17.82	(17)	0.31
					Int2:	33.44	(8)	I2-I3:	11.60	(4)	0.87
					Int3:	45.04	(6)	I3-Fin:	15.50	(1)	1.06
					Fin:	1:00.54	(3)				0.72
				Total:	Int1:	1:13.16	(4)				0.62
					Int2:	1:30.98	(4)				1.18
					Int3:	1:42.58	(4)				1.37
					Fin:	1:58.08	(3)				1.03





**Åre (SWE)**


Ladies' Slalom

SAT 16 FEB 2019

**PERFORMANCE ANALYSIS BY RANK**

Start Time : 14:30

Number of Competitors: 52    Number of NSA: 34

Rank	Bib	Name Ski	NSA Code	Pos	Positions		Partials		Difference Time			
					Time	Rank	Pos	Time		Rank		
4	1	LIENSBERGER Katharina Rossignol	AUT	Run 1:	Int1:	14.92	(1)	I1-I2:	15.93	(2)	0.06	
					Int2:	30.85	(2)	I2-I3:	11.42	(4)		0.26
					Int3:	42.27	(2)	I3-Fin:	15.08	(4)		
					Fin:	57.35	(4)					0.27
				Run 2:	Int1:	15.62	(5)	I1-I2:	17.74	(10)	0.31	
					Int2:	33.36	(5)	I2-I3:	11.62	(5)	0.79	
					Int3:	44.98	(3)	I3-Fin:	16.15	(13)	1.00	
					Fin:	1:01.13	(7)				1.31	
				Total:	Int1:	1:12.97	(3)				0.43	
					Int2:	1:30.71	(3)				0.91	
					Int3:	1:42.33	(3)				1.12	
					Fin:	1:58.48	(4)				1.43	
				5	7	HANSDOTTER Frida Rossignol	SWE	Run 1:	Int1:	15.08	(4)	I1-I2:
Int2:	31.12	(3)	I2-I3:						11.31	(3)	0.33	
Int3:	42.43	(4)	I3-Fin:						15.21	(9)	0.42	
Fin:	57.64	(6)									0.56	
Run 2:	Int1:	15.63	(7)					I1-I2:	18.31	(28)	0.32	
	Int2:	33.94	(20)					I2-I3:	11.63	(7)	1.37	
	Int3:	45.57	(16)					I3-Fin:	16.23	(17)	1.59	
	Fin:	1:01.80	(17)								1.98	
Total:	Int1:	1:13.27	(5)								0.73	
	Int2:	1:31.58	(5)								1.78	
	Int3:	1:43.21	(5)								2.00	
	Fin:	1:59.44	(5)								2.39	
6	8	ST-GERMAIN Laurence Rossignol	CAN					Run 1:	Int1:	15.62	(15)	I1-I2:
				Int2:	31.75	(8)	I2-I3:		11.74	(17)	0.96	
				Int3:	43.49	(9)	I3-Fin:		15.11	(5)	1.48	
				Fin:	58.60	(8)					1.52	
				Run 2:	Int1:	15.80	(16)	I1-I2:	17.65	(7)	0.49	
					Int2:	33.45	(9)	I2-I3:	11.88	(20)	0.88	
					Int3:	45.33	(12)	I3-Fin:	15.72	(2)	1.35	
					Fin:	1:01.05	(4)				1.23	
				Total:	Int1:	1:14.40	(6)				1.86	
					Int2:	1:32.05	(6)				2.25	
					Int3:	1:43.93	(7)				2.72	
					Fin:	1:59.65	(6)				2.60	
				7	19	HUBER Katharina Atomic	AUT	Run 1:	Int1:	15.54	(12)	I1-I2:
Int2:	31.84	(9)	I2-I3:						11.58	(9)	1.05	
Int3:	43.42	(8)	I3-Fin:						15.24	(10)	1.41	
Fin:	58.66	(9)									1.58	
Run 2:	Int1:	15.92	(21)					I1-I2:	17.52	(5)	0.61	
	Int2:	33.44	(8)					I2-I3:	11.73	(12)	0.87	
	Int3:	45.17	(7)					I3-Fin:	16.02	(8)	1.19	
	Fin:	1:01.19	(8)								1.37	
Total:	Int1:	1:14.58	(8)								2.04	
	Int2:	1:32.10	(7)								2.30	
	Int3:	1:43.83	(6)								2.62	
	Fin:	1:59.85	(7)								2.80	



**PERFORMANCE ANALYSIS BY RANK**

Number of Competitors: 52    Number of NSA: 34

Rank	Bib	Name Ski	NSA Code	Pos	Positions			Partials		Difference Time			
					Time	Rank	Pos	Time	Rank				
8	10	TRUPPE Katharina Fischer	AUT	Run 1:	Int1:	15.61	(15)	I1-I2:	16.66	(15)	0.69		
					Int2:	32.27	(12)		I2-I3:	11.53	(8)	1.48	
					Int3:	43.80	(12)		I3-Fin:	15.13	(6)	1.79	
					Fin:	58.93	(10)					1.85	
					Run 2:	Int1:	15.64	(9)	I1-I2:	17.77	(14)	0.33	
						Int2:	33.41	(6)		I2-I3:	11.62	(5)	0.84
						Int3:	45.03	(5)		I3-Fin:	16.02	(8)	1.05
						Fin:	1:01.05	(4)					1.23
					Total:	Int1:	1:14.57	(7)				2.03	
						Int2:	1:32.34	(8)				2.54	
						Int3:	1:43.96	(8)				2.75	
						Fin:	1:59.98	(8)				2.93	
					9	5	SCHILD Bernadette Head	AUT	Run 1:	Int1:	15.56	(14)	I1-I2:
Int2:	32.35	(17)	I2-I3:	11.69						(13)	1.56		
Int3:	44.04	(14)	I3-Fin:	15.16						(7)	2.03		
Fin:	59.20	(12)									2.12		
Run 2:	Int1:	15.83	(19)	I1-I2:						17.74	(10)	0.52	
	Int2:	33.57	(14)							I2-I3:	11.74	(13)	1.00
	Int3:	45.31	(9)							I3-Fin:	15.95	(5)	1.33
	Fin:	1:01.26	(9)										1.44
Total:	Int1:	1:15.03	(10)									2.49	
	Int2:	1:32.77	(10)									2.97	
	Int3:	1:44.51	(10)									3.30	
	Fin:	2:00.46	(9)									3.41	
10	11	MIELZYNSKI Erin Rossignol	CAN	Run 1:						Int1:	15.43	(10)	I1-I2:
					Int2:	31.85	(10)	I2-I3:	11.70	(15)	1.06		
					Int3:	43.55	(10)	I3-Fin:	15.44	(11)	1.54		
					Fin:	58.99	(11)				1.91		
					Run 2:	Int1:	15.78	(13)	I1-I2:	17.75	(12)	0.47	
						Int2:	33.53	(11)		I2-I3:	11.81	(16)	0.96
						Int3:	45.34	(13)		I3-Fin:	16.26	(19)	1.36
						Fin:	1:01.60	(12)					1.78
					Total:	Int1:	1:14.77	(9)				2.23	
						Int2:	1:32.52	(9)				2.72	
						Int3:	1:44.33	(9)				3.12	
						Fin:	2:00.59	(10)				3.54	
					11	18	DUERR Lena Head	GER	Run 1:	Int1:	15.33	(6)	I1-I2:
Int2:	32.33	(16)	I2-I3:	11.72						(16)	1.54		
Int3:	44.05	(15)	I3-Fin:	15.78						(16)	2.04		
Fin:	59.83	(15)									2.75		
Run 2:	Int1:	15.63	(7)	I1-I2:						17.99	(23)	0.32	
	Int2:	33.62	(15)							I2-I3:	11.70	(10)	1.05
	Int3:	45.32	(11)							I3-Fin:	16.15	(13)	1.34
	Fin:	1:01.47	(11)										1.65
Total:	Int1:	1:15.46	(11)									2.92	
	Int2:	1:33.45	(12)									3.65	
	Int3:	1:45.15	(11)									3.94	
	Fin:	2:01.30	(11)									4.25	

**PERFORMANCE ANALYSIS BY RANK**

Number of Competitors: 52    Number of NSA: 34

Rank	Bib	Name Ski	NSA Code	Pos	Positions			Partials		Difference Time					
					Time	Rank	Pos	Time	Rank						
12	16	REMME Roni Head	CAN	Run 1:	Int1:	15.89	(27)	I1-I2:	16.42	(10)	0.97				
					Int2:	32.31	(14)					I2-I3:	11.58	(9)	1.52
					Int3:	43.89	(13)					I3-Fin:	15.47	(12)	1.88
					Fin:	59.36	(13)								2.28
				Run 2:	Int1:	16.15	(26)	I1-I2:	17.85	(18)	0.84				
					Int2:	34.00	(21)					I2-I3:	11.80	(14)	1.43
					Int3:	45.80	(19)					I3-Fin:	16.22	(16)	1.82
					Fin:	1:02.02	(19)								2.20
				Total:	Int1:	1:15.51	(12)	2.97							
					Int2:	1:33.36	(11)		3.56						
					Int3:	1:45.16	(12)		3.95						
					Fin:	2:01.38	(12)		4.33						
				13	9	NOENS Nastasia Salomon	FRA	Run 1:	Int1:	15.77	(20)	I1-I2:	16.50	(12)	0.85
Int2:	32.27	(12)	I2-I3:						11.92	(21)	1.48				
Int3:	44.19	(17)	I3-Fin:						15.72	(15)	2.18				
Fin:	59.91	(16)									2.83				
Run 2:	Int1:	15.73	(12)					I1-I2:	17.94	(20)	0.42				
	Int2:	33.67	(17)									I2-I3:	11.70	(10)	1.10
	Int3:	45.37	(14)									I3-Fin:	16.25	(18)	1.39
	Fin:	1:01.62	(13)												1.80
Total:	Int1:	1:15.64	(13)					3.10							
	Int2:	1:33.58	(13)						3.78						
	Int3:	1:45.28	(13)						4.07						
	Fin:	2:01.53	(13)						4.48						
14	25	SAEFVENBERG Charlotta Rossignol	SWE					Run 1:	Int1:	15.74	(18)	I1-I2:	16.95	(20)	0.82
				Int2:	32.69	(22)	I2-I3:		11.69	(13)	1.90				
				Int3:	44.38	(19)	I3-Fin:		15.83	(17)	2.37				
				Fin:	1:00.21	(18)					3.13				
				Run 2:	Int1:	15.78	(13)	I1-I2:	17.89	(19)	0.47				
					Int2:	33.67	(17)					I2-I3:	11.91	(22)	1.10
					Int3:	45.58	(17)					I3-Fin:	16.40	(22)	1.60
					Fin:	1:01.98	(18)								2.16
				Total:	Int1:	1:15.99	(14)	3.45							
					Int2:	1:33.88	(14)		4.08						
					Int3:	1:45.79	(14)		4.58						
					Fin:	2:02.19	(14)		5.14						
				15	17	DANIOTH Aline Stoeckli	SUI	Run 1:	Int1:	15.72	(17)	I1-I2:	16.87	(19)	0.80
Int2:	32.59	(18)	I2-I3:						11.90	(20)	1.80				
Int3:	44.49	(21)	I3-Fin:						15.66	(14)	2.48				
Fin:	1:00.15	(17)									3.07				
Run 2:	Int1:	15.90	(20)					I1-I2:	18.23	(26)	0.59				
	Int2:	34.13	(24)									I2-I3:	11.94	(24)	1.56
	Int3:	46.07	(23)									I3-Fin:	16.00	(7)	2.09
	Fin:	1:02.07	(21)												2.25
Total:	Int1:	1:16.05	(15)					3.51							
	Int2:	1:34.28	(16)						4.48						
	Int3:	1:46.22	(17)						5.01						
	Fin:	2:02.22	(15)						5.17						

**PERFORMANCE ANALYSIS BY RANK**

Number of Competitors: 52    Number of NSA: 34

Rank	Bib	Name Ski	NSA Code	Pos	Positions		Partials		Difference Time		
					Time	Rank	Time	Rank			
16	24	SKJOELD Maren Voelkl	NOR	Run 1:	Int1:	15.88	(24)	I1-I2:	16.97	(21)	0.96
					Int2:	32.85	(23)	I2-I3:	11.87	(19)	2.06
					Int3:	44.72	(23)	I3-Fin:	16.15	(24)	2.71
					Fin:	1:00.87	(23)				3.79
				Run 2:	Int1:	15.78	(13)	I1-I2:	17.73	(9)	0.47
					Int2:	33.51	(11)	I2-I3:	11.86	(19)	0.94
					Int3:	45.37	(14)	I3-Fin:	16.03	(10)	1.39
					Fin:	1:01.40	(10)				1.58
				Total:	Int1:	1:16.65	(18)				4.11
					Int2:	1:34.38	(18)				4.58
					Int3:	1:46.24	(18)				5.03
					Fin:	2:02.27	(16)				5.22
				17	3	HOLDENER Wendy Head	SUI	Run 1:	Int1:	14.98	(3)
Int2:	31.14	(4)	I2-I3:						11.15	(1)	0.35
Int3:	42.29	(3)	I3-Fin:						14.79	(2)	0.28
Fin:	57.08	(1)									
Run 2:	Int1:	19.64	(48)					I1-I2:	17.61	(6)	4.33
	Int2:	37.25	(34)					I2-I3:	11.63	(7)	4.68
	Int3:	48.88	(33)					I3-Fin:	16.35	(20)	4.90
	Fin:	1:05.23	(32)								5.41
Total:	Int1:	1:16.72	(19)								4.18
	Int2:	1:34.33	(17)								4.53
	Int3:	1:45.96	(15)								4.75
	Fin:	2:02.31	(17)								5.26
18	21	MOLTZAN Paula Rossignol	USA					Run 1:	Int1:	15.53	(11)
				Int2:	32.14	(12)	I2-I3:		11.99	(25)	1.35
				Int3:	44.13	(16)	I3-Fin:		16.33	(32)	2.12
				Fin:	1:00.46	(21)					3.38
				Run 2:	Int1:	15.67	(10)	I1-I2:	17.95	(21)	0.36
					Int2:	33.62	(15)	I2-I3:	12.08	(27)	1.05
					Int3:	45.70	(18)	I3-Fin:	16.35	(20)	1.72
					Fin:	1:02.05	(20)				2.23
				Total:	Int1:	1:16.13	(16)				3.59
					Int2:	1:34.08	(15)				4.28
					Int3:	1:46.16	(16)				4.95
					Fin:	2:02.51	(18)				5.46
				19	39	JELINKOVA Adriana Atomic	NED	Run 1:	Int1:	15.88	(24)
Int2:	33.19	(29)	I2-I3:						12.24	(30)	2.40
Int3:	45.43	(29)	I3-Fin:						16.02	(22)	3.42
Fin:	1:01.45	(25)									4.37
Run 2:	Int1:	15.82	(17)					I1-I2:	17.74	(10)	0.51
	Int2:	33.56	(13)					I2-I3:	11.45	(3)	0.99
	Int3:	45.01	(4)					I3-Fin:	16.06	(12)	1.03
	Fin:	1:01.07	(6)								1.25
Total:	Int1:	1:17.27	(21)								4.73
	Int2:	1:35.01	(21)								5.21
	Int3:	1:46.46	(19)								5.25
	Fin:	2:02.52	(19)								5.47

**Åre (SWE)**

Ladies' Slalom

SAT 16 FEB 2019

**PERFORMANCE ANALYSIS BY RANK**

Start Time : 14:30

Number of Competitors: 52    Number of NSA: 34

Rank	Bib	Name Ski	NSA Code	Pos	Positions			Partials		Difference Time		
					Time	Rank	Pos	Time	Rank			
20	14	COSTAZZA Chiara Dynastar	ITA	Run 1:	Int1:	15.76	(19)	I1-I2:	16.86	(17)	0.84	
					Int2:	32.62	(19)		I2-I3:	11.82	(18)	1.83
					Int3:	44.44	(20)		I3-Fin:	15.92	(20)	2.43
					Fin:	1:00.36	(20)					3.28
				Run 2:	Int1:	16.06	(23)	I1-I2:	18.22	(25)	0.75	
					Int2:	34.28	(25)		I2-I3:	11.92	(23)	1.71
					Int3:	46.20	(24)		I3-Fin:	16.17	(15)	2.22
					Fin:	1:02.37	(22)					2.55
				Total:	Int1:	1:16.42	(17)			3.88		
					Int2:	1:34.64	(20)			4.84		
					Int3:	1:46.56	(20)			5.35		
					Fin:	2:02.73	(20)			5.68		
				21	36	CAPOVA Gabriela Augment	CZE	Run 1:	Int1:	15.55	(13)	I1-I2:
Int2:	32.66	(20)	I2-I3:						12.00	(26)	1.87	
Int3:	44.66	(22)	I3-Fin:						15.94	(21)	2.65	
Fin:	1:00.60	(22)									3.52	
Run 2:	Int1:	16.94	(33)					I1-I2:	17.72	(8)	1.63	
	Int2:	34.66	(27)						I2-I3:	11.84	(18)	2.09
	Int3:	46.50	(25)						I3-Fin:	15.95	(5)	2.52
	Fin:	1:02.45	(23)									2.63
Total:	Int1:	1:17.54	(23)							5.00		
	Int2:	1:35.26	(24)							5.46		
	Int3:	1:47.10	(23)							5.89		
	Fin:	2:03.05	(21)							6.00		
22	43	SMART Amelia Atomic	CAN					Run 1:	Int1:	16.11	(35)	I1-I2:
				Int2:	33.38	(33)	I2-I3:		11.94	(22)	2.59	
				Int3:	45.32	(28)	I3-Fin:		16.26	(29)	3.31	
				Fin:	1:01.58	(28)					4.50	
				Run 2:	Int1:	16.27	(29)	I1-I2:	17.77	(14)	0.96	
					Int2:	34.04	(22)		I2-I3:	11.83	(17)	1.47
					Int3:	45.87	(20)		I3-Fin:	15.89	(4)	1.89
					Fin:	1:01.76	(16)					1.94
				Total:	Int1:	1:17.85	(26)			5.31		
					Int2:	1:35.62	(26)			5.82		
					Int3:	1:47.45	(24)			6.24		
					Fin:	2:03.34	(22)			6.29		
				23	34	GUTIERREZ Mireia Fischer	AND	Run 1:	Int1:	16.06	(33)	I1-I2:
Int2:	33.26	(31)	I2-I3:						12.30	(32)	2.47	
Int3:	45.56	(31)	I3-Fin:						16.14	(23)	3.55	
Fin:	1:01.70	(29)									4.62	
Run 2:	Int1:	15.60	(3)					I1-I2:	17.81	(16)	0.29	
	Int2:	33.41	(6)						I2-I3:	11.80	(14)	0.84
	Int3:	45.21	(9)						I3-Fin:	16.46	(24)	1.23
	Fin:	1:01.67	(15)									1.85
Total:	Int1:	1:17.30	(22)							4.76		
	Int2:	1:35.11	(22)							5.31		
	Int3:	1:46.91	(21)							5.70		
	Fin:	2:03.37	(23)							6.32		



**PERFORMANCE ANALYSIS BY RANK**

Number of Competitors: 52    Number of NSA: 34

Rank	Bib	Name Ski	NSA Code	Pos	Positions			Partials		Difference Time			
					Time	Rank	Pos	Time	Rank				
24	42	GUEST Charlie	GBR	Run 1:	Int1:	15.95	(31)	I1-I2:	17.20	(27)	1.03		
					Int2:	33.15	(28)		I2-I3:	12.45	(35)	2.36	
					Int3:	45.60	(32)		I3-Fin:	16.22	(26)	3.59	
					Fin:	1:01.82	(30)				4.74		
					Run 2:	Int1:	15.82	(17)	I1-I2:	17.49	(3)	0.51	
						Int2:	33.31	(4)		I2-I3:	11.88	(20)	0.74
						Int3:	45.19	(8)		I3-Fin:	16.44	(23)	1.21
						Fin:	1:01.63	(14)				1.81	
					Total:	Int1:	1:17.64	(25)			5.10		
						Int2:	1:35.13	(23)			5.33		
						Int3:	1:47.01	(22)			5.80		
						Fin:	2:03.45	(24)			6.40		
					25	38	SHKANOVA Maria Augment	BLR	Run 1:	Int1:	15.89	(27)	I1-I2:
Int2:	33.09	(27)	I2-I3:	12.20						(27)	2.30		
Int3:	45.29	(27)	I3-Fin:	16.23						(27)	3.28		
Fin:	1:01.52	(27)								4.44			
Run 2:	Int1:	16.08	(24)	I1-I2:						17.96	(22)	0.77	
	Int2:	34.04	(22)							I2-I3:	11.97	(25)	1.47
	Int3:	46.01	(22)							I3-Fin:	16.50	(26)	2.03
	Fin:	1:02.51	(24)									2.69	
Total:	Int1:	1:17.60	(24)								5.06		
	Int2:	1:35.56	(25)								5.76		
	Int3:	1:47.53	(25)								6.32		
	Fin:	2:04.03	(25)								6.98		
26	45	TKACHENKO Ekaterina Atomic	RUS	Run 1:						Int1:	16.10	(35)	I1-I2:
					Int2:	33.95	(36)	I2-I3:	12.42	(34)	3.16		
					Int3:	46.37	(36)	I3-Fin:	16.27	(30)	4.36		
					Fin:	1:02.64	(33)			5.56			
					Run 2:	Int1:	15.60	(3)	I1-I2:	18.15	(24)	0.29	
						Int2:	33.75	(19)		I2-I3:	12.13	(29)	1.18
						Int3:	45.88	(21)		I3-Fin:	16.64	(28)	1.90
						Fin:	1:02.52	(25)				2.70	
					Total:	Int1:	1:18.24	(27)			5.70		
						Int2:	1:36.39	(27)			6.59		
						Int3:	1:48.52	(26)			7.31		
						Fin:	2:05.16	(26)			8.11		
					27	23	FERK Marusa Salomon	SLO	Run 1:	Int1:	15.91	(29)	I1-I2:
Int2:	33.20	(30)	I2-I3:	12.26						(31)	2.41		
Int3:	45.46	(30)	I3-Fin:	16.63						(35)	3.45		
Fin:	1:02.09	(31)								5.01			
Run 2:	Int1:	16.31	(31)	I1-I2:						18.52	(30)	1.00	
	Int2:	34.83	(29)							I2-I3:	12.12	(28)	2.26
	Int3:	46.95	(28)							I3-Fin:	16.86	(31)	2.97
	Fin:	1:03.81	(28)									3.99	
Total:	Int1:	1:18.40	(28)								5.86		
	Int2:	1:36.92	(28)								7.12		
	Int3:	1:49.04	(27)								7.83		
	Fin:	2:05.90	(27)								8.85		

**PERFORMANCE ANALYSIS BY RANK**

Number of Competitors: 52    Number of NSA: 34

Rank	Bib	Name Ski	NSA Code	Pos	Positions			Partials		Difference Time		
					Time	Rank	Pos	Time	Rank			
28	49	IGNJATOVIC Nevena Head	SRB	Run 1:	Int1:	16.23	(37)	I1-I2:	17.85	(36)	1.31	
					Int2:	34.08	(38)		I2-I3:	12.23	(29)	3.29
					Int3:	46.31	(35)		I3-Fin:	16.63	(35)	4.30
					Fin:	1:02.94	(36)				5.86	
				Run 2:	Int1:	16.34	(32)	I1-I2:	18.51	(29)	1.03	
					Int2:	34.85	(31)		I2-I3:	11.68	(9)	2.28
					Int3:	46.53	(26)		I3-Fin:	16.56	(27)	2.55
					Fin:	1:03.09	(27)				3.27	
				Total:	Int1:	1:19.28	(31)			6.74		
					Int2:	1:37.79	(31)			7.99		
					Int3:	1:49.47	(28)			8.26		
					Fin:	2:06.03	(28)			8.98		
				29	37	HAUGEN Kristine Gjelsten Rossignol	NOR	Run 1:	Int1:	15.95	(31)	I1-I2:
Int2:	33.59	(35)	I2-I3:						12.39	(33)	2.80	
Int3:	45.98	(33)	I3-Fin:						16.30	(31)	3.97	
Fin:	1:02.28	(32)								5.20		
Run 2:	Int1:	16.23	(28)					I1-I2:	18.74	(32)	0.92	
	Int2:	34.97	(32)						I2-I3:	12.47	(30)	2.40
	Int3:	47.44	(29)						I3-Fin:	17.11	(32)	3.46
	Fin:	1:04.55	(30)								4.73	
Total:	Int1:	1:18.51	(29)							5.97		
	Int2:	1:37.25	(29)							7.45		
	Int3:	1:49.72	(29)							8.51		
	Fin:	2:06.83	(29)							9.78		
30	47	KOMSIC Andrea Atomic	CRO					Run 1:	Int1:	16.39	(39)	I1-I2:
				Int2:	34.36	(39)	I2-I3:		12.85	(40)	3.57	
				Int3:	47.21	(39)	I3-Fin:		16.79	(37)	5.20	
				Fin:	1:04.00	(39)				6.92		
				Run 2:	Int1:	16.30	(30)	I1-I2:	18.23	(26)	0.99	
					Int2:	34.53	(26)		I2-I3:	12.04	(26)	1.96
					Int3:	46.57	(27)		I3-Fin:	16.49	(25)	2.59
					Fin:	1:03.06	(26)				3.24	
				Total:	Int1:	1:20.30	(34)			7.76		
					Int2:	1:38.53	(33)			8.73		
					Int3:	1:50.57	(31)			9.36		
					Fin:	2:07.06	(30)			10.01		
				31	30	KORPIO Nella Atomic	FIN	Run 1:	Int1:	15.84	(23)	I1-I2:
Int2:	32.85	(23)	I2-I3:						11.98	(24)	2.06	
Int3:	44.83	(24)	I3-Fin:						18.08	(44)	2.82	
Fin:	1:02.91	(35)								5.83		
Run 2:	Int1:	16.15	(26)					I1-I2:	18.69	(31)	0.84	
	Int2:	34.84	(30)						I2-I3:	12.65	(33)	2.27
	Int3:	47.49	(31)						I3-Fin:	16.79	(29)	3.51
	Fin:	1:04.28	(29)								4.46	
Total:	Int1:	1:19.06	(30)							6.52		
	Int2:	1:37.75	(30)							7.95		
	Int3:	1:50.40	(30)							9.19		
	Fin:	2:07.19	(31)							10.14		

**PERFORMANCE ANALYSIS BY RANK**

Number of Competitors: 52    Number of NSA: 34

Rank	Bib	Name Ski	NSA Code	Pos	Positions			Partials		Difference Time		
					Time	Rank	Pos	Time	Rank			
32	55	VANREUSEL Kim Salomon	BEL	Run 1:	Int1:	16.30	(38)	I1-I2:	17.27	(30)	1.38	
					Int2:	33.57	(34)		I2-I3:	13.00	(42)	2.78
					Int3:	46.57	(37)		I3-Fin:	17.19	(38)	4.56
					Fin:	1:03.76	(38)					
				Run 2:	Int1:	16.05	(22)	I1-I2:	18.77	(33)	0.74	
					Int2:	34.82	(28)		I2-I3:	12.63	(32)	2.25
					Int3:	47.45	(30)		I3-Fin:	17.24	(33)	3.47
					Fin:	1:04.69	(31)					
				Total:	Int1:	1:19.81	(33)				7.27	
					Int2:	1:38.58	(34)				8.78	
					Int3:	1:51.21	(33)				10.00	
					Fin:	2:08.45	(32)				11.40	
				33	46	ALOPINA Ksenia Rossignol	RUS	Run 1:	Int1:	16.08	(34)	I1-I2:
Int2:	34.07	(37)	I2-I3:						12.60	(36)	3.28	
Int3:	46.67	(38)	I3-Fin:						16.52	(33)	4.66	
Fin:	1:03.19	(37)										
Run 2:	Int1:	16.11	(25)					I1-I2:	18.94	(34)	0.80	
	Int2:	35.05	(33)						I2-I3:	12.59	(31)	2.48
	Int3:	47.64	(32)						I3-Fin:	17.65	(34)	3.66
	Fin:	1:05.29	(33)									
Total:	Int1:	1:19.30	(32)								6.76	
	Int2:	1:38.24	(32)								8.44	
	Int3:	1:50.83	(32)								9.62	
	Fin:	2:08.48	(33)								11.43	
34	41	O BRIEN Nina Rossignol	USA					Run 1:	Int1:	15.92	(30)	I1-I2:
				Int2:	33.02	(26)	I2-I3:		12.22	(28)	2.23	
				Int3:	45.24	(26)	I3-Fin:		16.21	(25)	3.23	
				Fin:	1:01.45	(25)						
				Run 2:	Int1:	15.67	(10)	I1-I2:	17.39	(2)	0.36	
					Int2:	33.06	(3)		I2-I3:	18.32	(51)	0.49
					Int3:	51.38	(36)		I3-Fin:	16.84	(30)	7.40
					Fin:	1:08.22	(34)					
				Total:	Int1:	1:17.12	(20)				4.58	
					Int2:	1:34.51	(19)				4.71	
					Int3:	1:52.83	(34)				11.62	
					Fin:	2:09.67	(34)				12.62	
				35	57	EINARSDOTTIR Freydis Halla	ISL	Run 1:	Int1:	16.95	(42)	I1-I2:
Int2:	35.80	(42)	I2-I3:						12.63	(37)	5.01	
Int3:	48.43	(42)	I3-Fin:						17.21	(39)	6.42	
Fin:	1:05.64	(40)										
Run 2:	Int1:	17.38	(34)					I1-I2:	20.30	(35)	2.07	
	Int2:	37.68	(35)						I2-I3:	13.33	(35)	5.11
	Int3:	51.01	(34)						I3-Fin:	18.28	(37)	7.03
	Fin:	1:09.29	(35)									
Total:	Int1:	1:23.02	(35)								10.48	
	Int2:	1:43.32	(35)								13.52	
	Int3:	1:56.65	(35)								15.44	
	Fin:	2:14.93	(35)								17.88	

**PERFORMANCE ANALYSIS BY RANK**

Number of Competitors: 52    Number of NSA: 34

Rank	Bib	Name Ski	NSA Code	Pos	Positions			Partials		Difference Time			
					Time	Rank	Pos	Time	Rank				
36	60	BERTHELSEN Nuunu Chemnitz	DEN	Run 1:	Int1:	17.27	(44)	I1-I2:	19.40	(43)	2.35		
					Int2:	36.67	(43)		I2-I3:	13.52	(47)	5.88	
					Int3:	50.19	(44)		I3-Fin:	17.94	(43)	8.18	
					Fin:	1:08.13	(44)				11.05		
					Run 2:	Int1:	17.80	(39)	I1-I2:	20.44	(36)	2.49	
						Int2:	38.24	(38)		I2-I3:	13.49	(36)	5.67
						Int3:	51.73	(37)		I3-Fin:	18.14	(35)	7.75
						Fin:	1:09.87	(36)				10.05	
					Total:	Int1:	1:25.93	(37)			13.39		
						Int2:	1:46.37	(37)			16.57		
						Int3:	1:59.86	(37)			18.65		
						Fin:	2:18.00	(36)			20.95		
					37	63	GUERILLOT Vanina Atomic	POR	Run 1:	Int1:	17.30	(45)	I1-I2:
Int2:	36.79	(44)	I2-I3:	13.18						(43)	6.00		
Int3:	49.97	(43)	I3-Fin:	17.85						(41)	7.96		
Fin:	1:07.82	(43)								10.74			
Run 2:	Int1:	17.44	(35)	I1-I2:						20.76	(41)	2.13	
	Int2:	38.20	(37)							I2-I3:	13.54	(39)	5.63
	Int3:	51.74	(38)							I3-Fin:	18.90	(41)	7.76
	Fin:	1:10.64	(39)									10.82	
Total:	Int1:	1:25.26	(36)								12.72		
	Int2:	1:46.02	(36)								16.22		
	Int3:	1:59.56	(36)								18.35		
	Fin:	2:18.46	(37)								21.41		
38	67	FINNBOGADOTTIR Maria	ISL	Run 1:						Int1:	18.11	(50)	I1-I2:
					Int2:	37.58	(48)	I2-I3:	13.34	(45)	6.79		
					Int3:	50.92	(46)	I3-Fin:	17.90	(42)	8.91		
					Fin:	1:08.82	(45)			11.74			
					Run 2:	Int1:	17.58	(37)	I1-I2:	20.74	(39)	2.27	
						Int2:	38.32	(39)		I2-I3:	13.52	(38)	5.75
						Int3:	51.84	(39)		I3-Fin:	18.22	(36)	7.86
						Fin:	1:10.06	(37)				10.24	
					Total:	Int1:	1:26.40	(38)			13.86		
						Int2:	1:47.14	(38)			17.34		
						Int3:	2:00.66	(38)			19.45		
						Fin:	2:18.88	(38)			21.83		
					39	65	BIRKISDOTTIR Andrea Bjork	ISL	Run 1:	Int1:	17.47	(46)	I1-I2:
Int2:	37.60	(49)	I2-I3:	13.33						(44)	6.81		
Int3:	50.93	(47)	I3-Fin:	18.62						(50)	8.92		
Fin:	1:09.55	(48)								12.47			
Run 2:	Int1:	17.51	(36)	I1-I2:						20.47	(37)	2.20	
	Int2:	37.98	(36)							I2-I3:	13.28	(34)	5.41
	Int3:	51.26	(35)							I3-Fin:	19.10	(42)	7.28
	Fin:	1:10.36	(38)									10.54	
Total:	Int1:	1:27.06	(40)								14.52		
	Int2:	1:47.53	(39)								17.73		
	Int3:	2:00.81	(39)								19.60		
	Fin:	2:19.91	(39)								22.86		

**PERFORMANCE ANALYSIS BY RANK**

Number of Competitors: 52    Number of NSA: 34

Rank	Bib	Name Ski	NSA Code	Pos	Positions			Partials		Difference Time			
					Time	Rank	Pos	Time	Rank				
40	62	CLERC Mialitiana	MAD	Run 1:	Int1:	17.17	(43)	I1-I2:	19.91	(49)	2.25		
					Int2:	37.08	(45)		I2-I3:	13.40	(46)	6.29	
					Int3:	50.48	(45)		I3-Fin:	18.48	(49)	8.47	
					Fin:	1:08.96	(46)				11.88		
					Run 2:	Int1:	18.28	(42)	I1-I2:	20.72	(38)	2.97	
						Int2:	39.00	(42)		I2-I3:	13.49	(36)	6.43
						Int3:	52.49	(41)		I3-Fin:	18.80	(39)	8.51
						Fin:	1:11.29	(41)				11.47	
					Total:	Int1:	1:27.24	(41)			14.70		
						Int2:	1:47.96	(41)			18.16		
						Int3:	2:01.45	(40)			20.24		
						Fin:	2:20.25	(40)			23.20		
					41	68	SHEPILENKO Anastasiya	UKR	Run 1:	Int1:	17.62	(47)	I1-I2:
Int2:	37.24	(46)	I2-I3:	13.89						(48)	6.45		
Int3:	51.13	(48)	I3-Fin:	18.09						(45)	9.12		
Fin:	1:09.22	(47)								12.14			
Run 2:	Int1:	17.63	(38)	I1-I2:						20.83	(42)	2.32	
	Int2:	38.46	(40)							I2-I3:	14.00	(41)	5.89
	Int3:	52.46	(40)							I3-Fin:	18.87	(40)	8.48
	Fin:	1:11.33	(42)									11.51	
Total:	Int1:	1:26.85	(39)								14.31		
	Int2:	1:47.68	(40)								17.88		
	Int3:	2:01.68	(41)								20.47		
	Fin:	2:20.55	(41)								23.50		
42	69	JANUSKEVICIUTE Ieva	LTU	Run 1:						Int1:	17.76	(48)	I1-I2:
					Int2:	37.38	(47)	I2-I3:	13.92	(49)	6.59		
					Int3:	51.30	(49)	I3-Fin:	18.32	(47)	9.29		
					Fin:	1:09.62	(49)			12.54			
					Run 2:	Int1:	17.93	(40)	I1-I2:	20.74	(39)	2.62	
						Int2:	38.67	(41)		I2-I3:	13.87	(40)	6.10
						Int3:	52.54	(42)		I3-Fin:	18.71	(38)	8.56
						Fin:	1:11.25	(40)				11.43	
					Total:	Int1:	1:27.55	(42)			15.01		
						Int2:	1:48.29	(42)			18.49		
						Int3:	2:02.16	(42)			20.95		
						Fin:	2:20.87	(42)			23.82		
					43	64	ARBEZ Tess	IRL	Run 1:	Int1:	18.14	(51)	I1-I2:
Int2:	37.90	(50)	I2-I3:	14.84						(52)	7.11		
Int3:	52.74	(50)	I3-Fin:	18.83						(51)	10.73		
Fin:	1:11.57	(50)								14.49			
Run 2:	Int1:	18.39	(44)	I1-I2:						21.19	(43)	3.08	
	Int2:	39.58	(43)							I2-I3:	14.50	(42)	7.01
	Int3:	54.08	(43)							I3-Fin:	19.27	(43)	10.10
	Fin:	1:13.35	(43)									13.53	
Total:	Int1:	1:29.96	(43)								17.42		
	Int2:	1:51.15	(43)								21.35		
	Int3:	2:05.65	(43)								24.44		
	Fin:	2:24.92	(43)								27.87		



**PERFORMANCE ANALYSIS BY RANK**

Number of Competitors: 52    Number of NSA: 34

Rank	Bib	Name Ski	NSA Code	Pos	Positions			Partials		Difference Time		
					Time	Rank	Pos	Time	Rank			
44	80	DORULTAN Katalin	HUN	Run 1:	Int1:	17.93	(49)	I1-I2:	20.59	(51)	3.01	
					Int2:	38.52	(51)		I2-I3:	14.37	(50)	7.73
					Int3:	52.89	(51)		I3-Fin:	19.34	(52)	10.88
					Fin:	1:12.23	(51)			15.15		
					Run 2:	Int1:	18.30	(43)	I1-I2:	21.38	(44)	2.99
						Int2:	39.68	(44)		I2-I3:	14.70	(44)
						Int3:	54.38	(44)	I3-Fin:	19.90	(46)	10.40
						Fin:	1:14.28	(44)		14.46		
					Total:	Int1:	1:30.53	(44)			17.99	
						Int2:	1:51.91	(44)			22.11	
						Int3:	2:06.61	(44)			25.40	
						Fin:	2:26.51	(44)			29.46	
					45	74	RALLI Sophia	GRE	Run 1:	Int1:	19.01	(53)
Int2:	39.87	(52)	I2-I3:	14.60						(51)	9.08	
Int3:	54.47	(52)	I3-Fin:	18.42						(48)	12.46	
Fin:	1:12.89	(52)		15.81								
Run 2:	Int1:	19.13	(45)	I1-I2:					21.74	(45)	3.82	
	Int2:	40.87	(46)						I2-I3:	14.65	(43)	8.30
	Int3:	55.52	(45)	I3-Fin:					19.31	(44)	11.54	
	Fin:	1:14.83	(45)						15.01			
Total:	Int1:	1:32.02	(45)						19.48			
	Int2:	1:53.76	(45)						23.96			
	Int3:	2:08.41	(45)						27.20			
	Fin:	2:27.72	(45)						30.67			
46	85	AHMADI Atefeh	IRI	Run 1:					Int1:	19.45	(54)	I1-I2:
					Int2:	40.42	(54)	I2-I3:	15.30	(53)	9.63	
					Int3:	55.72	(53)	I3-Fin:	19.63	(53)	13.71	
					Fin:	1:15.35	(53)		18.27			
				Run 2:	Int1:	19.39	(47)	I1-I2:	22.13	(46)	4.08	
					Int2:	41.52	(47)		I2-I3:	15.36	(46)	8.95
					Int3:	56.88	(47)	I3-Fin:	19.78	(45)	12.90	
					Fin:	1:16.66	(47)		16.84			
				Total:	Int1:	1:34.74	(46)			22.20		
					Int2:	1:56.87	(46)			27.07		
					Int3:	2:12.23	(46)			31.02		
					Fin:	2:32.01	(46)			34.96		
				47	84	MAROTY Mariann Mimi	HUN	Run 1:	Int1:	18.61	(52)	I1-I2:
Int2:	39.91	(53)	I2-I3:						15.96	(54)	9.12	
Int3:	55.87	(54)	I3-Fin:						21.09	(55)	13.86	
Fin:	1:16.96	(54)							19.88			
Run 2:	Int1:	17.96	(41)					I1-I2:	22.35	(47)	2.65	
	Int2:	40.31	(45)						I2-I3:	15.26	(45)	7.74
	Int3:	55.57	(46)					I3-Fin:	20.97	(47)	11.59	
	Fin:	1:16.54	(46)						16.72			
Total:	Int1:	1:34.92	(47)							22.38		
	Int2:	1:57.27	(47)							27.47		
	Int3:	2:12.53	(47)							31.32		
	Fin:	2:33.50	(47)							36.45		

**PERFORMANCE ANALYSIS BY RANK**

Number of Competitors: 52    Number of NSA: 34

Rank	Bib	Name Ski	NSA Code	Pos	Positions			Partials		Difference Time		
					Time	Rank	Pos	Time	Rank			
48	82	ABBASI Forough	IRI	Run 1:	Int1:	19.63	(55)	I1-I2:	22.12	(55)	4.71	
					Int2:	41.75	(55)		I2-I3:	16.89	(56)	10.96
					Int3:	58.64	(55)		I3-Fin:	22.15	(58)	16.63
					Fin:	1:20.79	(55)			23.71		
					Run 2:	Int1:	19.26	(46)	I1-I2:	22.72	(48)	3.95
						Int2:	41.98	(48)		I2-I3:	15.59	(47)
						Int3:	57.57	(48)	I3-Fin:	21.71	(49)	13.59
						Fin:	1:19.28	(48)		19.46		
					Total:	Int1:	1:40.05	(48)			27.51	
						Int2:	2:02.77	(48)			32.97	
						Int3:	2:18.36	(48)			37.15	
						Fin:	2:40.07	(48)			43.02	
					49	90	CHAMOUN Jackie	LBN	Run 1:	Int1:	20.63	(57)
Int2:	43.86	(57)	I2-I3:	17.41						(58)	13.07	
Int3:	1:01.27	(57)	I3-Fin:	22.04						(57)	19.26	
Fin:	1:23.31	(58)		26.23								
Run 2:	Int1:	19.99	(49)	I1-I2:					23.78	(50)	4.68	
	Int2:	43.77	(49)						I2-I3:	16.05	(48)	11.20
	Int3:	59.82	(49)	I3-Fin:					21.29	(48)	15.84	
	Fin:	1:21.11	(49)						21.29			
Total:	Int1:	1:43.30	(49)						30.76			
	Int2:	2:07.08	(50)						37.28			
	Int3:	2:23.13	(49)						41.92			
	Fin:	2:44.42	(49)						47.37			
50	94	ZEIDAN Sara	LBN	Run 1:					Int1:	21.50	(58)	I1-I2:
					Int2:	45.46	(58)	I2-I3:	16.59	(55)	14.67	
					Int3:	1:02.05	(58)	I3-Fin:	20.66	(54)	20.04	
					Fin:	1:22.71	(57)		25.63			
				Run 2:	Int1:	20.65	(50)	I1-I2:	23.67	(49)	5.34	
					Int2:	44.32	(50)		I2-I3:	16.54	(49)	11.75
					Int3:	1:00.86	(50)	I3-Fin:	21.94	(50)	16.88	
					Fin:	1:22.80	(50)		22.98			
				Total:	Int1:	1:43.36	(50)			30.82		
					Int2:	2:07.03	(49)			37.23		
					Int3:	2:23.57	(50)			42.36		
					Fin:	2:45.51	(50)			48.46		
				51	96	KOLLQAKU Adea	KOS	Run 1:	Int1:	23.69	(59)	I1-I2:
Int2:	53.42	(59)	I2-I3:						20.05	(59)	22.63	
Int3:	1:13.47	(59)	I3-Fin:						23.89	(59)	31.46	
Fin:	1:37.36	(59)							40.28			
Run 2:	Int1:	22.96	(51)					I1-I2:	30.76	(51)	7.65	
	Int2:	53.72	(51)						I2-I3:	16.96	(50)	21.15
	Int3:	1:10.68	(51)					I3-Fin:	22.63	(51)	26.70	
	Fin:	1:33.31	(51)						33.49			
Total:	Int1:	2:00.32	(51)							47.78		
	Int2:	2:31.08	(51)							1:01.28		
	Int3:	2:48.04	(51)							1:06.83		
	Fin:	3:10.67	(51)							1:13.62		





# ARE 2019

FIS ALPINE WORLD SKI CHAMPIONSHIPS SWEDEN



SKISTAR FIS ALPINE WORLD SKI CHAMPIONSHIPS 2019



Åre (SWE)



Ladies' Slalom

SAT 16 FEB 2019

Start Time : 14:30

## PERFORMANCE ANALYSIS BY BIB

Number of Competitors: 97    Number of NSA: 45

Bib	Name Ski	NSA Code	Pos	Positions			Partials		Difference Time				
				Time	Rank	Pos	Time	Rank					
1	LIENSBERGER Katharina Rossignol	AUT	Run 1:	Int1:	14.92	(1)	I1-I2:	15.93	(2)	0.06 0.26 0.27			
				Int2:	30.85	(2)	I2-I3:	11.42	(4)				
				Int3:	42.27	(2)	I3-Fin:	15.08	(4)				
				Fin:	57.35	(4)							
			Run 2:	Int1:	15.62	(6)	I1-I2:	17.74	(10)	0.31 0.79 1.00 1.31			
				Int2:	33.36	(6)	I2-I3:	11.62	(6)				
				Int3:	44.98	(4)	I3-Fin:	16.15	(13)				
				Fin:	1:01.13	(7)							
			Total:	Int1:	1:12.97	(3)			0.43 0.91 1.12 1.43				
				Int2:	1:30.71	(3)							
				Int3:	1:42.33	(3)							
				Fin:	1:58.48	(4)							
			2	SHIFFRIN Mikaela Atomic	USA	Run 1:	Int1:	15.17	(5)	I1-I2:	15.98	(4)	0.25 0.36 0.58 0.15
							Int2:	31.15	(5)	I2-I3:	11.44	(6)	
Int3:	42.59	(5)					I3-Fin:	14.64	(1)				
Fin:	57.23	(3)											
Run 2:	Int1:	15.31				(1)	I1-I2:	17.26	(1)	0.00 0.00 0.00 0.00			
	Int2:	32.57				(1)	I2-I3:	11.41	(1)				
	Int3:	43.98				(1)	I3-Fin:	15.84	(3)				
	Fin:	59.82				(1)							
Total:	Int1:	1:12.54				(1)			0.00 0.00 0.00 0.00				
	Int2:	1:29.80				(1)							
	Int3:	1:41.21				(1)							
	Fin:	1:57.05				(1)							
3	HOLDENER Wendy Head	SUI				Run 1:	Int1:	14.98	(3)	I1-I2:	16.16	(7)	0.06 0.35 0.28
							Int2:	31.14	(4)	I2-I3:	11.15	(1)	
			Int3:	42.29	(3)		I3-Fin:	14.79	(2)				
			Fin:	57.08	(1)								
			Run 2:	Int1:	19.64	(53)	I1-I2:	17.61	(6)	4.33 4.68 4.90 5.41			
				Int2:	37.25	(37)	I2-I3:	11.63	(8)				
				Int3:	48.88	(36)	I3-Fin:	16.35	(20)				
				Fin:	1:05.23	(32)							
			Total:	Int1:	1:16.72	(22)			4.18 4.53 4.75 5.26				
				Int2:	1:34.33	(19)							
				Int3:	1:45.96	(17)							
				Fin:	2:02.31	(17)							



Number of Competitors: 97    Number of NSA: 45

Bib	Name Ski	NSA Code	Pos	Positions			Partials		Difference Time		
				Time	Rank	Pos	Time	Rank			
4	SWENN LARSSON Anna Head	SWE	Run 1:	Int1:	14.97	(2)	I1-I2:	15.82	(1)	0.05	
				Int2:	30.79	(1)		I2-I3:	11.22		(2)
				Int3:	42.01	(1)		I3-Fin:	15.18		(8)
				Fin:	57.19	(2)					
			Run 2:	Int1:	15.47	(2)	I1-I2:	17.50	(4)	0.16	
				Int2:	32.97	(2)		I2-I3:	11.43		(2)
				Int3:	44.40	(2)		I3-Fin:	16.04		(11)
				Fin:	1:00.44	(2)					
			Total:	Int1:	1:12.66	(2)				0.12	
				Int2:	1:30.16	(2)					
				Int3:	1:41.59	(2)					
				Fin:	1:57.63	(2)					
											0.38
5	SCHILD Bernadette Head	AUT	Run 1:	Int1:	15.56	(17)	I1-I2:	16.79	(21)	0.64	
				Int2:	32.35	(22)		I2-I3:	11.69		(14)
				Int3:	44.04	(15)		I3-Fin:	15.16		(7)
				Fin:	59.20	(12)					
			Run 2:	Int1:	15.83	(22)	I1-I2:	17.74	(10)	0.52	
				Int2:	33.57	(17)		I2-I3:	11.74		(14)
				Int3:	45.31	(12)		I3-Fin:	15.95		(5)
				Fin:	1:01.26	(9)					
			Total:	Int1:	1:15.03	(11)				2.49	
				Int2:	1:32.77	(11)					
				Int3:	1:44.51	(11)					
				Fin:	2:00.46	(9)					
											3.30
6	VLHOVA Petra Rossignol	SVK	Run 1:	Int1:	15.33	(7)	I1-I2:	15.94	(3)	0.41	
				Int2:	31.27	(6)		I2-I3:	11.43		(5)
				Int3:	42.70	(6)		I3-Fin:	14.84		(3)
				Fin:	57.54	(5)					
			Run 2:	Int1:	15.62	(6)	I1-I2:	17.82	(19)	0.31	
				Int2:	33.44	(9)		I2-I3:	11.60		(5)
				Int3:	45.04	(7)		I3-Fin:	15.50		(1)
				Fin:	1:00.54	(3)					
			Total:	Int1:	1:13.16	(4)				0.62	
				Int2:	1:30.98	(4)					
				Int3:	1:42.58	(4)					
				Fin:	1:58.08	(3)					
											1.03
7	HANSDOTTER Frida Rossignol	SWE	Run 1:	Int1:	15.08	(4)	I1-I2:	16.04	(5)	0.16	
				Int2:	31.12	(3)		I2-I3:	11.31		(3)
				Int3:	42.43	(4)		I3-Fin:	15.21		(9)
				Fin:	57.64	(6)					
			Run 2:	Int1:	15.63	(8)	I1-I2:	18.31	(31)	0.32	
				Int2:	33.94	(23)		I2-I3:	11.63		(8)
				Int3:	45.57	(19)		I3-Fin:	16.23		(17)
				Fin:	1:01.80	(17)					
			Total:	Int1:	1:13.27	(5)				0.73	
				Int2:	1:31.58	(5)					
				Int3:	1:43.21	(5)					
				Fin:	1:59.44	(5)					
											2.00

Number of Competitors: 97    Number of NSA: 45

Bib	Name Ski	NSA Code	Pos	Positions			Partials		Difference Time		
				Time	Rank	Pos	Time	Rank			
8	ST-GERMAIN Laurence Rossignol	CAN	Run 1:	Int1:	15.62	(20)	I1-I2:	16.13	(6)	0.70	
				Int2:	31.75	(9)		I2-I3:	11.74	(18)	0.96
				Int3:	43.49	(10)		I3-Fin:	15.11	(5)	1.48
				Fin:	58.60	(8)				1.52	
			Run 2:	Int1:	15.80	(19)	I1-I2:	17.65	(7)	0.49	
				Int2:	33.45	(11)		I2-I3:	11.88	(23)	0.88
				Int3:	45.33	(15)		I3-Fin:	15.72	(2)	1.35
				Fin:	1:01.05	(4)				1.23	
			Total:	Int1:	1:14.40	(7)			1.86		
				Int2:	1:32.05	(6)			2.25		
				Int3:	1:43.93	(8)			2.72		
				Fin:	1:59.65	(6)			2.60		
			9	NOENS Nastasia Salomon	FRA	Run 1:	Int1:	15.77	(26)	I1-I2:	16.50
Int2:	32.27	(15)					I2-I3:	11.92	(24)		1.48
Int3:	44.19	(19)					I3-Fin:	15.72	(15)		2.18
Fin:	59.91	(16)							2.83		
Run 2:	Int1:	15.73				(15)	I1-I2:	17.94	(23)	0.42	
	Int2:	33.67				(20)		I2-I3:	11.70	(11)	1.10
	Int3:	45.37				(17)		I3-Fin:	16.25	(18)	1.39
	Fin:	1:01.62				(13)				1.80	
Total:	Int1:	1:15.64				(15)			3.10		
	Int2:	1:33.58				(15)			3.78		
	Int3:	1:45.28				(15)			4.07		
	Fin:	2:01.53				(13)			4.48		
10	TRUPPE Katharina Fischer	AUT				Run 1:	Int1:	15.61	(19)	I1-I2:	16.66
			Int2:	32.27	(15)		I2-I3:	11.53	(8)		1.48
			Int3:	43.80	(13)		I3-Fin:	15.13	(6)		1.79
			Fin:	58.93	(10)				1.85		
			Run 2:	Int1:	15.64	(10)	I1-I2:	17.77	(15)	0.33	
				Int2:	33.41	(7)		I2-I3:	11.62	(6)	0.84
				Int3:	45.03	(6)		I3-Fin:	16.02	(8)	1.05
				Fin:	1:01.05	(4)				1.23	
			Total:	Int1:	1:14.57	(8)			2.03		
				Int2:	1:32.34	(9)			2.54		
				Int3:	1:43.96	(9)			2.75		
				Fin:	1:59.98	(8)			2.93		
			11	MIELZYNSKI Erin Rossignol	CAN	Run 1:	Int1:	15.43	(12)	I1-I2:	16.42
Int2:	31.85	(11)					I2-I3:	11.70	(16)		1.06
Int3:	43.55	(11)					I3-Fin:	15.44	(11)		1.54
Fin:	58.99	(11)							1.91		
Run 2:	Int1:	15.78				(16)	I1-I2:	17.75	(13)	0.47	
	Int2:	33.53				(14)		I2-I3:	11.81	(18)	0.96
	Int3:	45.34				(16)		I3-Fin:	16.26	(19)	1.36
	Fin:	1:01.60				(12)				1.78	
Total:	Int1:	1:14.77				(10)			2.23		
	Int2:	1:32.52				(10)			2.72		
	Int3:	1:44.33				(10)			3.12		
	Fin:	2:00.59				(10)			3.54		



**Åre (SWE)**

Ladies' Slalom

SAT 16 FEB 2019

**PERFORMANCE ANALYSIS BY BIB**

Start Time : 14:30

Number of Competitors: 97    Number of NSA: 45

Bib	Name Ski	NSA Code	Pos	Positions			Partials		Difference Time					
				Time	Rank	Pos	Time	Rank						
12	LYSDAHL Kristin Rossignol	NOR	Run 1:	Int1:	15.41	(11)	I1-I2:	16.65	(17)	0.49				
				Int2:	32.06	(13)					I2-I3:	11.60	(12)	1.27
				Int3:	43.66	(12)					I3-Fin:	15.85	(18)	1.65
				Fin:	59.51	(14)								2.43
			Run 2:	Int1:	15.70	(14)	I1-I2:	17.75	(13)	0.39				
				Int2:	33.45	(11)					I2-I3:	11.82	(19)	0.88
				Int3:	45.27	(11)					I3-Fin:			1.29
				Fin:	DNF									
			Total:	Int1:	1:15.21	(12)	2.67							
				Int2:	1:32.96	(12)		3.16						
				Int3:	1:44.78	(12)		3.57						
				Fin:										
			13	CURTONI Irene Rossignol	ITA	Run 1:	Int1:	15.62	(20)	I1-I2:	16.70	(19)	0.70	
Int2:	32.32	(20)					I2-I3:	11.80	(19)					1.53
Int3:	44.12	(17)					I3-Fin:							2.11
Fin:	DNF													
Total:	DNF													
14	COSTAZZA Chiara Dynastar	ITA				Run 1:	Int1:	15.76	(25)	I1-I2:	16.86	(23)	0.84	
							Int2:	32.62	(24)					I2-I3:
			Int3:	44.44	(22)		I3-Fin:	15.92	(20)					2.43
			Fin:	1:00.36	(20)									3.28
			Run 2:	Int1:	16.06	(26)	I1-I2:	18.22	(28)	0.75				
				Int2:	34.28	(28)					I2-I3:	11.92	(26)	1.71
				Int3:	46.20	(27)					I3-Fin:	16.17	(15)	2.22
				Fin:	1:02.37	(22)								2.55
			Total:	Int1:	1:16.42	(19)	3.88							
				Int2:	1:34.64	(23)		4.84						
				Int3:	1:46.56	(23)		5.35						
				Fin:	2:02.73	(20)		5.68						
			15	GEIGER Christina Rossignol	GER	Run 1:	Int1:	15.37	(9)	I1-I2:	16.27	(8)	0.45	
Int2:	31.64	(8)					I2-I3:	11.47	(7)					0.85
Int3:	43.11	(7)					I3-Fin:	15.48	(13)					1.10
Fin:	58.59	(7)												1.51
Run 2:	Int1:	15.65				(11)	I1-I2:	17.88	(21)	0.34				
	Int2:	33.53				(14)					I2-I3:	11.78	(15)	0.96
	Int3:	45.31				(12)					I3-Fin:			1.33
	Fin:	DNF												
Total:	Int1:	1:14.24				(6)	1.70							
	Int2:	1:32.12				(8)		2.32						
	Int3:	1:43.90				(7)		2.69						
	Fin:													
16	REMME Roni Head	CAN				Run 1:	Int1:	15.89	(33)	I1-I2:	16.42	(11)	0.97	
			Int2:	32.31	(18)		I2-I3:	11.58	(10)					1.52
			Int3:	43.89	(14)		I3-Fin:	15.47	(12)					1.88
			Fin:	59.36	(13)									2.28
			Run 2:	Int1:	16.15	(29)	I1-I2:	17.85	(20)	0.84				
				Int2:	34.00	(24)					I2-I3:	11.80	(16)	1.43
				Int3:	45.80	(22)					I3-Fin:	16.22	(16)	1.82
				Fin:	1:02.02	(19)								2.20
			Total:	Int1:	1:15.51	(14)	2.97							
				Int2:	1:33.36	(13)		3.56						
				Int3:	1:45.16	(14)		3.95						
				Fin:	2:01.38	(12)		4.33						

**Åre (SWE)**

Ladies' Slalom

SAT 16 FEB 2019

**PERFORMANCE ANALYSIS BY BIB**

Start Time : 14:30

Number of Competitors: 97    Number of NSA: 45

Bib	Name Ski	NSA Code	Pos	Positions			Partials		Difference Time			
				Time	Rank	Pos	Time	Rank				
17	DANIOTH Aline Stoeckli	SUI	Run 1:	Int1:	15.72	(23)	I1-I2:	16.87	(25)	0.80		
				Int2:	32.59	(23)		I2-I3:	11.90	(22)	1.80	
				Int3:	44.49	(23)		I3-Fin:	15.66	(14)	2.48	
				Fin:	1:00.15	(17)					3.07	
			Run 2:	Int1:	15.90	(23)	I1-I2:	18.23	(29)	0.59		
				Int2:	34.13	(27)		I2-I3:	11.94	(27)	1.56	
				Int3:	46.07	(26)		I3-Fin:	16.00	(7)	2.09	
				Fin:	1:02.07	(21)					2.25	
			Total:	Int1:	1:16.05	(17)				3.51		
				Int2:	1:34.28	(18)				4.48		
				Int3:	1:46.22	(20)				5.01		
				Fin:	2:02.22	(15)				5.17		
			18	DUERR Lena Head	GER	Run 1:	Int1:	15.33	(7)	I1-I2:	17.00	(28)
Int2:	32.33	(21)					I2-I3:	11.72	(17)		1.54	
Int3:	44.05	(16)					I3-Fin:	15.78	(16)		2.04	
Fin:	59.83	(15)									2.75	
Run 2:	Int1:	15.63				(8)	I1-I2:	17.99	(26)	0.32		
	Int2:	33.62				(18)		I2-I3:	11.70	(11)	1.05	
	Int3:	45.32				(14)		I3-Fin:	16.15	(13)	1.34	
	Fin:	1:01.47				(11)					1.65	
Total:	Int1:	1:15.46				(13)				2.92		
	Int2:	1:33.45				(14)				3.65		
	Int3:	1:45.15				(13)				3.94		
	Fin:	2:01.30				(11)				4.25		
19	HUBER Katharina Atomic	AUT				Run 1:	Int1:	15.54	(15)	I1-I2:	16.30	(9)
			Int2:	31.84	(10)		I2-I3:	11.58	(10)		1.05	
			Int3:	43.42	(9)		I3-Fin:	15.24	(10)		1.41	
			Fin:	58.66	(9)						1.58	
			Run 2:	Int1:	15.92	(24)	I1-I2:	17.52	(5)	0.61		
				Int2:	33.44	(9)		I2-I3:	11.73	(13)	0.87	
				Int3:	45.17	(8)		I3-Fin:	16.02	(8)	1.19	
				Fin:	1:01.19	(8)					1.37	
			Total:	Int1:	1:14.58	(9)				2.04		
				Int2:	1:32.10	(7)				2.30		
				Int3:	1:43.83	(6)				2.62		
				Fin:	1:59.85	(7)				2.80		
			20	HOLTMANN Mina Fuerst Voelkl	NOR	Run 1:	Int1:	15.39	(10)	I1-I2:	16.51	(14)
Int2:	31.90	(12)					I2-I3:					
Int3:								I3-Fin:				
Fin:	DNF											
Total:	DNF											
21	MOLTZAN Paula Rossignol	USA	Run 1:	Int1:	15.53	(14)	I1-I2:		16.61	(15)	0.61	
				Int2:	32.14	(14)		I2-I3:	11.99	(29)	1.35	
				Int3:	44.13	(18)		I3-Fin:	16.33	(32)	2.12	
				Fin:	1:00.46	(21)					3.38	
			Run 2:	Int1:	15.67	(12)	I1-I2:	17.95	(24)	0.36		
				Int2:	33.62	(18)		I2-I3:	12.08	(30)	1.05	
				Int3:	45.70	(21)		I3-Fin:	16.35	(20)	1.72	
				Fin:	1:02.05	(20)					2.23	
			Total:	Int1:	1:16.13	(18)				3.59		
				Int2:	1:34.08	(17)				4.28		
				Int3:	1:46.16	(19)				4.95		
				Fin:	2:02.51	(18)				5.46		

Number of Competitors: 97    Number of NSA: 45

Bib	Name Ski	NSA Code	Pos	Positions			Partials		Difference Time					
				Time	Rank	Pos	Time	Rank						
22	<b>HROVAT Meta</b> Salomon	SLO	Run 1:	Int1:	15.19	(6)	I1-I2:	16.40	(10)	0.27				
				Int2:	31.59	(7)					I2-I3:	11.56	(9)	0.80
				Int3:	43.15	(8)					I3-Fin:			1.14
				Fin:	DSQ									
			Total:		DSQ									
23	<b>FERK Marusa</b> Salomon	SLO	Run 1:	Int1:	15.91	(36)	I1-I2:	17.29	(39)	0.99				
				Int2:	33.20	(37)					I2-I3:	12.26	(35)	2.41
				Int3:	45.46	(34)					I3-Fin:	16.63	(35)	3.45
				Fin:	1:02.09	(31)								5.01
			Run 2:	Int1:	16.31	(34)	I1-I2:	18.52	(33)	1.00				
				Int2:	34.83	(32)					I2-I3:	12.12	(31)	2.26
				Int3:	46.95	(31)					I3-Fin:	16.86	(31)	2.97
				Fin:	1:03.81	(28)								3.99
			Total:	Int1:	1:18.40	(31)				5.86				
				Int2:	1:36.92	(31)				7.12				
	Int3:	1:49.04	(30)				7.83							
	Fin:	2:05.90	(27)				8.85							
24	<b>SKJOELD Maren</b> Voelkl	NOR	Run 1:	Int1:	15.88	(30)	I1-I2:	16.97	(27)	0.96				
				Int2:	32.85	(30)					I2-I3:	11.87	(21)	2.06
				Int3:	44.72	(26)					I3-Fin:	16.15	(24)	2.71
				Fin:	1:00.87	(23)								3.79
			Run 2:	Int1:	15.78	(16)	I1-I2:	17.73	(9)	0.47				
				Int2:	33.51	(13)					I2-I3:	11.86	(22)	0.94
				Int3:	45.37	(17)					I3-Fin:	16.03	(10)	1.39
				Fin:	1:01.40	(10)								1.58
			Total:	Int1:	1:16.65	(20)				4.11				
				Int2:	1:34.38	(20)				4.58				
	Int3:	1:46.24	(21)				5.03							
	Fin:	2:02.27	(16)				5.22							
25	<b>SAEFVENBERG Charlotta</b> Rossignol	SWE	Run 1:	Int1:	15.74	(24)	I1-I2:	16.95	(26)	0.82				
				Int2:	32.69	(29)					I2-I3:	11.69	(14)	1.90
				Int3:	44.38	(21)					I3-Fin:	15.83	(17)	2.37
				Fin:	1:00.21	(18)								3.13
			Run 2:	Int1:	15.78	(16)	I1-I2:	17.89	(22)	0.47				
				Int2:	33.67	(20)					I2-I3:	11.91	(25)	1.10
				Int3:	45.58	(20)					I3-Fin:	16.40	(22)	1.60
				Fin:	1:01.98	(18)								2.16
			Total:	Int1:	1:15.99	(16)				3.45				
				Int2:	1:33.88	(16)				4.08				
	Int3:	1:45.79	(16)				4.58							
	Fin:	2:02.19	(14)				5.14							
26	<b>BUCIK Ana</b> Salomon	SLO	Run 1:	Int1:	15.81	(28)	I1-I2:	16.86	(23)	0.89				
				Int2:	32.67	(27)					I2-I3:	11.67	(13)	1.88
				Int3:	44.34	(20)					I3-Fin:	15.91	(19)	2.33
				Fin:	1:00.25	(19)								3.17
			Run 2:	Int1:			I1-I2:							
				Int2:							I2-I3:			
				Int3:							I3-Fin:			
				Fin:	DNF									
			Total:	Int1:										
				Int2:										
	Int3:													
	Fin:													

**PERFORMANCE ANALYSIS BY BIB**

Number of Competitors: 97    Number of NSA: 45

Bib	Name Ski	NSA Code	Pos	Positions			Partials		Difference Time			
				Time	Rank	Pos	Time	Rank				
27	<b>STAALNACKE Ylva</b> Voelkl	SWE	Run 1:	Int1:	15.48	(13)	I1-I2:	16.83	(22)	0.56		
				Int2:	32.31	(18)					I2-I3:	1.52
				Int3:							I3-Fin:	
				Fin:	DNF							
			Total:		DNF							
28	<b>DELLA MEA Lara</b> Salomon	ITA	Run 1:	Int1:	15.77	(26)	I1-I2:	17.16	(33)	0.85		
				Int2:	32.93	(32)					I2-I3:	2.14
				Int3:	44.90	(28)					I3-Fin:	2.89
				Fin:	1:01.14	(24)						4.06
			Run 2:	Int1:	15.52	(3)	I1-I2:	17.78	(17)	0.21		
				Int2:	33.30	(4)					I2-I3:	0.73
				Int3:	44.88	(3)					I3-Fin:	0.90
				Fin:	DNF							
			Total:	Int1:	1:16.66	(21)		4.12				
				Int2:	1:34.44	(21)		4.64				
	Int3:	1:46.02	(18)		4.81							
	Fin:											
29	<b>STOFFEL Elena</b> Dynastar	SUI	Run 1:	Int1:	15.63	(22)	I1-I2:	16.64	(16)	0.71		
				Int2:	32.27	(15)					I2-I3:	1.48
				Int3:							I3-Fin:	
				Fin:	DNF							
			Total:		DNF							
30	<b>KORPIO Nella</b> Atomic	FIN	Run 1:	Int1:	15.84	(29)	I1-I2:	17.01	(29)	0.92		
				Int2:	32.85	(30)					I2-I3:	2.06
				Int3:	44.83	(27)					I3-Fin:	2.82
				Fin:	1:02.91	(35)						5.83
			Run 2:	Int1:	16.15	(29)	I1-I2:	18.69	(34)	0.84		
				Int2:	34.84	(33)					I2-I3:	2.27
				Int3:	47.49	(34)					I3-Fin:	3.51
				Fin:	1:04.28	(29)						4.46
			Total:	Int1:	1:19.06	(33)		6.52				
				Int2:	1:37.75	(33)		7.95				
	Int3:	1:50.40	(33)		9.19							
	Fin:	2:07.19	(31)		10.14							
31	<b>FORNI Josephine</b> Rossignol	FRA	Run 1:	Int1:	15.90	(35)	I1-I2:	16.78	(20)	0.98		
				Int2:	32.68	(28)					I2-I3:	1.89
				Int3:	44.64	(24)					I3-Fin:	2.63
				Fin:	DNF							
			Total:		DNF							
32	<b>SCHMOTZ Marlene</b> Fischer	GER	Run 1:	Int1:	15.60	(18)	I1-I2:	17.06	(30)	0.68		
				Int2:	32.66	(25)					I2-I3:	1.87
				Int3:							I3-Fin:	
				Fin:	DNF							
			Total:		DNF							

Number of Competitors: 97    Number of NSA: 45

Bib	Name Ski	NSA Code	Pos	Positions			Partials		Difference Time			
				Time	Rank	Pos	Time	Rank				
33	DUBOVSKA Martina Voelkl	CZE	Run 1:	Int1:	15.88	(30)	I1-I2:	17.48	(42)	0.96		
				Int2:	33.36	(39)		I2-I3:	12.82	(45)	2.57	
				Int3:	46.18	(38)		I3-Fin:	16.62	(34)	4.17	
				Fin:	1:02.80	(34)					5.72	
			Run 2:	Int1:		I1-I2:						
				Int2:			I2-I3:					
				Int3:			I3-Fin:					
				Fin:	DNS							
			Total:	Int1:								
				Int2:								
				Int3:								
				Fin:								
			34	GUTIERREZ Mireia Fischer	AND	Run 1:	Int1:	16.06	(41)	I1-I2:	17.20	(34)
Int2:	33.26	(38)					I2-I3:	12.30	(36)		2.47	
Int3:	45.56	(35)					I3-Fin:	16.14	(23)		3.55	
Fin:	1:01.70	(29)									4.62	
Run 2:	Int1:	15.60				(4)	I1-I2:	17.81	(18)		0.29	
	Int2:	33.41				(7)		I2-I3:	11.80	(16)		0.84
	Int3:	45.21				(10)		I3-Fin:	16.46	(24)		1.23
	Fin:	1:01.67				(15)					1.85	
Total:	Int1:	1:17.30				(25)					4.76	
	Int2:	1:35.11				(25)					5.31	
	Int3:	1:46.91				(24)					5.70	
	Fin:	2:03.37				(23)					6.32	
35	MUKOGAWA Sakurako Head	JPN				Run 1:	Int1:	16.49	(52)	I1-I2:	17.81	(44)
			Int2:	34.30	(47)		I2-I3:	12.58	(41)		3.51	
			Int3:	46.88	(43)		I3-Fin:				4.87	
			Fin:	DNF								
			Total:		DNF							
36	CAPOVA Gabriela Augment	CZE	Run 1:	Int1:	15.55	(16)	I1-I2:	17.11	(32)	0.63		
				Int2:	32.66	(25)		I2-I3:	12.00	(30)	1.87	
				Int3:	44.66	(25)		I3-Fin:	15.94	(21)	2.65	
				Fin:	1:00.60	(22)					3.52	
			Run 2:	Int1:	16.94	(38)	I1-I2:	17.72	(8)		1.63	
				Int2:	34.66	(30)		I2-I3:	11.84	(21)		2.09
				Int3:	46.50	(28)		I3-Fin:	15.95	(5)		2.52
				Fin:	1:02.45	(23)					2.63	
			Total:	Int1:	1:17.54	(26)					5.00	
				Int2:	1:35.26	(27)					5.46	
				Int3:	1:47.10	(26)					5.89	
				Fin:	2:03.05	(21)					6.00	
			37	HAUGEN Kristine Gjelsten Rossignol	NOR	Run 1:	Int1:	15.95	(38)	I1-I2:	17.64	(43)
Int2:	33.59	(43)					I2-I3:	12.39	(38)		2.80	
Int3:	45.98	(37)					I3-Fin:	16.30	(31)		3.97	
Fin:	1:02.28	(32)									5.20	
Run 2:	Int1:	16.23				(31)	I1-I2:	18.74	(35)		0.92	
	Int2:	34.97				(35)		I2-I3:	12.47	(33)		2.40
	Int3:	47.44				(32)		I3-Fin:	17.11	(32)		3.46
	Fin:	1:04.55				(30)					4.73	
Total:	Int1:	1:18.51				(32)					5.97	
	Int2:	1:37.25				(32)					7.45	
	Int3:	1:49.72				(32)					8.51	
	Fin:	2:06.83				(29)					9.78	

**Åre (SWE)**


Ladies' Slalom

SAT 16 FEB 2019

**PERFORMANCE ANALYSIS BY BIB**

Start Time : 14:30

Number of Competitors: 97    Number of NSA: 45

Bib	Name Ski	NSA Code	Pos	Positions			Partials		Difference Time		
				Time	Rank	Pos	Time	Rank			
38	SHKANOVA Maria Augment	BLR	Run 1:	Int1:	15.89	(33)	I1-I2:	17.20	(34)	0.97	
				Int2:	33.09	(34)		I2-I3:	12.20	(31)	2.30
				Int3:	45.29	(31)		I3-Fin:	16.23	(27)	3.28
				Fin:	1:01.52	(27)					4.44
			Run 2:	Int1:	16.08	(27)	I1-I2:	17.96	(25)	0.77	
				Int2:	34.04	(25)		I2-I3:	11.97	(28)	1.47
				Int3:	46.01	(25)		I3-Fin:	16.50	(26)	2.03
				Fin:	1:02.51	(24)					2.69
			Total:	Int1:	1:17.60	(27)				5.06	
				Int2:	1:35.56	(28)				5.76	
				Int3:	1:47.53	(28)				6.32	
				Fin:	2:04.03	(25)				6.98	
			39	JELINKOVA Adriana Atomic	NED	Run 1:	Int1:	15.88	(30)	I1-I2:	17.31
Int2:	33.19	(36)					I2-I3:	12.24	(34)		2.40
Int3:	45.43	(33)					I3-Fin:	16.02	(22)		3.42
Fin:	1:01.45	(25)									4.37
Run 2:	Int1:	15.82				(20)	I1-I2:	17.74	(10)	0.51	
	Int2:	33.56				(16)		I2-I3:	11.45	(3)	0.99
	Int3:	45.01				(5)		I3-Fin:	16.06	(12)	1.03
	Fin:	1:01.07				(6)					1.25
Total:	Int1:	1:17.27				(24)				4.73	
	Int2:	1:35.01				(24)				5.21	
	Int3:	1:46.46				(22)				5.25	
	Fin:	2:02.52				(19)				5.47	
40	DVORNIK Neja Fischer	SLO				Run 1:	Int1:	15.99	(40)	I1-I2:	17.38
			Int2:	33.37	(40)		I2-I3:	11.91	(23)		2.58
			Int3:	45.28	(30)		I3-Fin:				3.27
			Fin:	DNF							
			Total:		DNF						
41	O BRIEN Nina Rossignol	USA	Run 1:	Int1:	15.92	(37)	I1-I2:	17.10	(31)	1.00	
				Int2:	33.02	(33)		I2-I3:	12.22	(32)	2.23
				Int3:	45.24	(29)		I3-Fin:	16.21	(25)	3.23
				Fin:	1:01.45	(25)					4.37
			Run 2:	Int1:	15.67	(12)	I1-I2:	17.39	(2)	0.36	
				Int2:	33.06	(3)		I2-I3:	18.32	(54)	0.49
				Int3:	51.38	(39)		I3-Fin:	16.84	(30)	7.40
				Fin:	1:08.22	(34)					8.40
			Total:	Int1:	1:17.12	(23)				4.58	
				Int2:	1:34.51	(22)				4.71	
				Int3:	1:52.83	(37)				11.62	
				Fin:	2:09.67	(34)				12.62	
			42	GUEST Charlie	GBR	Run 1:	Int1:	15.95	(38)	I1-I2:	17.20
Int2:	33.15	(35)					I2-I3:	12.45	(40)		2.36
Int3:	45.60	(36)					I3-Fin:	16.22	(26)		3.59
Fin:	1:01.82	(30)									4.74
Run 2:	Int1:	15.82				(20)	I1-I2:	17.49	(3)	0.51	
	Int2:	33.31				(5)		I2-I3:	11.88	(23)	0.74
	Int3:	45.19				(9)		I3-Fin:	16.44	(23)	1.21
	Fin:	1:01.63				(14)					1.81
Total:	Int1:	1:17.64				(28)				5.10	
	Int2:	1:35.13				(26)				5.33	
	Int3:	1:47.01				(25)				5.80	
	Fin:	2:03.45				(24)				6.40	



Number of Competitors: 97    Number of NSA: 45

Bib	Name Ski	NSA Code	Pos	Positions			Partials		Difference Time		
				Time	Rank	Pos	Time	Rank			
43	SMART Amelia Atomic	CAN	Run 1:	Int1:	16.11	(44)	I1-I2:	17.27	(37)	1.19	
				Int2:	33.38	(41)		I2-I3:	11.94	(25)	2.59
				Int3:	45.32	(32)		I3-Fin:	16.26	(29)	3.31
				Fin:	1:01.58	(28)					4.50
			Run 2:	Int1:	16.27	(32)	I1-I2:	17.77	(15)	0.96	
				Int2:	34.04	(25)		I2-I3:	11.83	(20)	1.47
				Int3:	45.87	(23)		I3-Fin:	15.89	(4)	1.89
				Fin:	1:01.76	(16)					1.94
			Total:	Int1:	1:17.85	(29)				5.31	
				Int2:	1:35.62	(29)				5.82	
				Int3:	1:47.45	(27)				6.24	
				Fin:	2:03.34	(22)				6.29	
			44	GORNOSTAEVA Anastasia	RUS	Run 1:	Int1:	16.43	(50)	I1-I2:	18.31
Int2:	34.74	(49)					I2-I3:	12.62	(43)		3.95
Int3:	47.36	(45)					I3-Fin:				5.35
Fin:	DNF										
Total:	Int1:	DNF									
	Fin:	DNF									
45	TKACHENKO Ekaterina Atomic	RUS	Run 1:	Int1:	16.10	(43)	I1-I2:	17.85	(45)	1.18	
				Int2:	33.95	(44)		I2-I3:	12.42	(39)	3.16
				Int3:	46.37	(40)		I3-Fin:	16.27	(30)	4.36
				Fin:	1:02.64	(33)					5.56
			Run 2:	Int1:	15.60	(4)	I1-I2:	18.15	(27)	0.29	
				Int2:	33.75	(22)		I2-I3:	12.13	(32)	1.18
				Int3:	45.88	(24)		I3-Fin:	16.64	(28)	1.90
				Fin:	1:02.52	(25)					2.70
			Total:	Int1:	1:18.24	(30)				5.70	
				Int2:	1:36.39	(30)				6.59	
				Int3:	1:48.52	(29)				7.31	
				Fin:	2:05.16	(26)				8.11	
			46	ALOPINA Ksenia Rossignol	RUS	Run 1:	Int1:	16.08	(42)	I1-I2:	17.99
Int2:	34.07	(45)					I2-I3:	12.60	(42)		3.28
Int3:	46.67	(42)					I3-Fin:	16.52	(33)		4.66
Fin:	1:03.19	(37)									6.11
Run 2:	Int1:	16.11				(28)	I1-I2:	18.94	(37)	0.80	
	Int2:	35.05				(36)		I2-I3:	12.59	(34)	2.48
	Int3:	47.64				(35)		I3-Fin:	17.65	(34)	3.66
	Fin:	1:05.29				(33)					5.47
Total:	Int1:	1:19.30				(35)				6.76	
	Int2:	1:38.24				(35)				8.44	
	Int3:	1:50.83				(35)				9.62	
	Fin:	2:08.48				(33)				11.43	
47	KOMSIC Andrea Atomic	CRO				Run 1:	Int1:	16.39	(48)	I1-I2:	17.97
			Int2:	34.36	(48)		I2-I3:	12.85	(47)		3.57
			Int3:	47.21	(44)		I3-Fin:	16.79	(37)		5.20
			Fin:	1:04.00	(39)						6.92
			Run 2:	Int1:	16.30	(33)	I1-I2:	18.23	(29)	0.99	
				Int2:	34.53	(29)		I2-I3:	12.04	(29)	1.96
				Int3:	46.57	(30)		I3-Fin:	16.49	(25)	2.59
				Fin:	1:03.06	(26)					3.24
			Total:	Int1:	1:20.30	(37)				7.76	
				Int2:	1:38.53	(36)				8.73	
				Int3:	1:50.57	(34)				9.36	
				Fin:	2:07.06	(30)				10.01	

**PERFORMANCE ANALYSIS BY BIB**

Number of Competitors: 97    Number of NSA: 45

Bib	Name Ski	NSA Code	Pos	Positions			Partials		Difference Time	
				Time	Rank	Pos	Time	Rank		
48	<b>HUDSON</b> Piera Dynastar	NZL	Run 1:	Int1:			I1-I2:			
				Int2:			I2-I3:			
				Int3:			I3-Fin:			
				Fin:		DNF				
			Total:			DNF				
49	<b>IGNJATOVIC</b> Nevena Head	SRB	Run 1:	Int1:	16.23	(46)	I1-I2:	17.85	(45)	1.31
				Int2:	34.08	(46)	I2-I3:	12.23	(33)	3.29
				Int3:	46.31	(39)	I3-Fin:	16.63	(35)	4.30
				Fin:	1:02.94	(36)				5.86
			Run 2:	Int1:	16.34	(35)	I1-I2:	18.51	(32)	1.03
				Int2:	34.85	(34)	I2-I3:	11.68	(10)	2.28
				Int3:	46.53	(29)	I3-Fin:	16.56	(27)	2.55
				Fin:	1:03.09	(27)				3.27
			Total:	Int1:	1:19.28	(34)				6.74
				Int2:	1:37.79	(34)				7.99
				Int3:	1:49.47	(31)				8.26
				Fin:	2:06.03	(28)				8.98
50	<b>HONKANEN</b> Riikka Atomic	FIN	Run 1:	Int1:	16.11	(44)	I1-I2:	19.06	(56)	1.19
				Int2:	35.17	(52)	I2-I3:	12.35	(37)	4.38
				Int3:	47.52	(46)	I3-Fin:			5.51
				Fin:	DNF					
			Total:			DNF				
51	<b>PAU</b> Nuria	ESP	Run 1:	Int1:	17.01	(57)	I1-I2:			2.09
				Int2:			I2-I3:			
				Int3:			I3-Fin:			
				Fin:		DNF				
			Total:			DNF				
52	<b>PYKALAINEN</b> Erika Atomic	FIN	Run 1:	Int1:	16.93	(55)	I1-I2:	18.14	(49)	2.01
				Int2:	35.07	(51)	I2-I3:	13.08	(50)	4.28
				Int3:	48.15	(48)	I3-Fin:			6.14
				Fin:	DNF					
			Total:			DNF				
53	<b>ABOLTINA</b> Agnese	LAT	Run 1:	Int1:	16.91	(54)	I1-I2:			1.99
				Int2:			I2-I3:			
				Int3:			I3-Fin:			
				Fin:		DNF				
			Total:			DNF				
54	<b>GASUNA</b> Lelde	LAT	Run 1:	Int1:	16.45	(51)	I1-I2:	18.50	(51)	1.53
				Int2:	34.95	(50)	I2-I3:	12.83	(46)	4.16
				Int3:	47.78	(47)	I3-Fin:	18.17	(46)	5.77
				Fin:	1:05.95	(41)				8.87
			Run 2:	Int1:	16.61	(36)	I1-I2:			1.30
				Int2:			I2-I3:			
				Int3:			I3-Fin:			
				Fin:		DNF				
			Total:	Int1:	1:22.56	(38)				10.02
				Int2:						
				Int3:						
				Fin:						

Number of Competitors: 97    Number of NSA: 45

Bib	Name Ski	NSA Code	Pos	Positions			Partials		Difference Time					
				Time	Rank	Pos	Time	Rank						
55	VANREUSEL Kim Salomon	BEL	Run 1:	Int1:	16.30	(47)	I1-I2:	17.27	(37)	1.38				
				Int2:	33.57	(42)					I2-I3:	13.00	(49)	2.78
				Int3:	46.57	(41)					I3-Fin:	17.19	(38)	4.56
				Fin:	1:03.76	(38)								6.68
			Run 2:	Int1:	16.05	(25)	I1-I2:	18.77	(36)	0.74				
				Int2:	34.82	(31)					I2-I3:	12.63	(35)	2.25
				Int3:	47.45	(33)					I3-Fin:	17.24	(33)	3.47
				Fin:	1:04.69	(31)								4.87
			Total:	Int1:	1:19.81	(36)	7.27							
				Int2:	1:38.58	(37)		8.78						
				Int3:	1:51.21	(36)		10.00						
				Fin:	2:08.45	(32)		11.40						
			56	DECROIX Marjolein	BEL	Run 1:	Int1:	16.90	(53)	I1-I2:	18.55	(52)	1.98	
							Int2:	35.45	(53)					I2-I3:
Int3:	48.41	(49)					I3-Fin:	17.67	(40)					6.40
Fin:	1:06.08	(42)												9.00
Run 2:	Int1:	16.90				(37)	I1-I2:			1.59				
	Int2:										I2-I3:			
	Int3:										I3-Fin:			
	Fin:	DNF												
Total:	Int1:	1:22.98				(39)	10.44							
	Int2:													
	Int3:													
	Fin:													
57	EINARSDOTTIR Freydis Halla	ISL				Run 1:	Int1:	16.95	(56)	I1-I2:	18.85	(54)	2.03	
							Int2:	35.80	(54)					I2-I3:
			Int3:	48.43	(50)		I3-Fin:	17.21	(39)					6.42
			Fin:	1:05.64	(40)									8.56
			Run 2:	Int1:	17.38	(39)	I1-I2:	20.30	(38)	2.07				
				Int2:	37.68	(38)					I2-I3:	13.33	(38)	5.11
				Int3:	51.01	(37)					I3-Fin:	18.28	(37)	7.03
				Fin:	1:09.29	(35)								9.47
			Total:	Int1:	1:23.02	(40)	10.48							
				Int2:	1:43.32	(38)		13.52						
				Int3:	1:56.65	(38)		15.44						
				Fin:	2:14.93	(35)		17.88						
			58	GASUNA Evelina	LAT	Run 1:	Int1:	16.42	(49)	I1-I2:			1.50	
							Int2:							I2-I3:
Int3:							I3-Fin:							
Fin:	DNF													
Total:	DNF													
59	BONDARE Liene	LAT				Run 1:	Int1:			I1-I2:				
			Int2:				I2-I3:							
			Int3:				I3-Fin:							
			Fin:	DNF										
			Total:	DNF										

**PERFORMANCE ANALYSIS BY BIB**

Number of Competitors: 97    Number of NSA: 45

Bib	Name Ski	NSA Code	Pos	Positions			Partials		Difference Time					
				Time	Rank	Pos	Time	Rank						
60	BERTHELSEN Nuunu Chemnitz	DEN	Run 1:	Int1:	17.27	(61)	I1-I2:	19.40	(58)	2.35				
				Int2:	36.67	(58)					I2-I3:	13.52	(57)	5.88
				Int3:	50.19	(55)					I3-Fin:	17.94	(43)	8.18
				Fin:	1:08.13	(44)								11.05
			Run 2:	Int1:	17.80	(44)	I1-I2:	20.44	(39)	2.49				
				Int2:	38.24	(41)					I2-I3:	13.49	(39)	5.67
				Int3:	51.73	(40)					I3-Fin:	18.14	(35)	7.75
				Fin:	1:09.87	(36)								10.05
			Total:	Int1:	1:25.93	(42)	13.39							
				Int2:	1:46.37	(40)		16.57						
				Int3:	1:59.86	(40)		18.65						
				Fin:	2:18.00	(36)		20.95						
			61	TSIKLAURI Nino	GEO	Run 1:	Int1:	17.06	(58)	I1-I2:	19.00	(55)	2.14	
Int2:	36.06	(55)					I2-I3:	13.17	(51)					5.27
Int3:	49.23	(51)					I3-Fin:							7.22
Fin:	DNF													
Total:	DNF													
62	CLERC Mialitiana	MAD	Run 1:	Int1:	17.17	(60)	I1-I2:	19.91	(64)	2.25				
				Int2:	37.08	(60)					I2-I3:	13.40	(55)	6.29
				Int3:	50.48	(56)					I3-Fin:	18.48	(49)	8.47
				Fin:	1:08.96	(46)								11.88
			Run 2:	Int1:	18.28	(47)	I1-I2:	20.72	(41)	2.97				
				Int2:	39.00	(45)					I2-I3:	13.49	(39)	6.43
				Int3:	52.49	(44)					I3-Fin:	18.80	(39)	8.51
				Fin:	1:11.29	(41)								11.47
			Total:	Int1:	1:27.24	(46)	14.70							
				Int2:	1:47.96	(44)		18.16						
				Int3:	2:01.45	(43)		20.24						
				Fin:	2:20.25	(40)		23.20						
			63	GUERILLOT Vanina Atomic	POR	Run 1:	Int1:	17.30	(62)	I1-I2:	19.49	(60)	2.38	
Int2:	36.79	(59)					I2-I3:	13.18	(52)					6.00
Int3:	49.97	(53)					I3-Fin:	17.85	(41)					7.96
Fin:	1:07.82	(43)												10.74
Run 2:	Int1:	17.44				(40)	I1-I2:	20.76	(44)	2.13				
	Int2:	38.20				(40)					I2-I3:	13.54	(42)	5.63
	Int3:	51.74				(41)					I3-Fin:	18.90	(41)	7.76
	Fin:	1:10.64				(39)								10.82
Total:	Int1:	1:25.26				(41)	12.72							
	Int2:	1:46.02				(39)		16.22						
	Int3:	1:59.56				(39)		18.35						
	Fin:	2:18.46				(37)		21.41						
64	ARBEZ Tess	IRL				Run 1:	Int1:	18.14	(72)	I1-I2:	19.76	(63)	3.22	
			Int2:	37.90	(66)		I2-I3:	14.84	(65)					7.11
			Int3:	52.74	(61)		I3-Fin:	18.83	(51)					10.73
			Fin:	1:11.57	(50)									14.49
			Run 2:	Int1:	18.39	(49)	I1-I2:	21.19	(46)	3.08				
				Int2:	39.58	(46)					I2-I3:	14.50	(45)	7.01
				Int3:	54.08	(46)					I3-Fin:	19.27	(43)	10.10
				Fin:	1:13.35	(43)								13.53
			Total:	Int1:	1:29.96	(48)	17.42							
				Int2:	1:51.15	(46)		21.35						
				Int3:	2:05.65	(46)		24.44						
				Fin:	2:24.92	(43)		27.87						

Number of Competitors: 97    Number of NSA: 45

Bib	Name Ski	NSA Code	Pos	Positions			Partials		Difference Time		
				Time	Rank	Pos	Time	Rank			
65	BIRKISDOTTIR Andrea Bjork	ISL	Run 1:	Int1:	17.47	(64)	I1-I2:	20.13	(66)	2.55	
				Int2:	37.60	(64)		I2-I3:	13.33	(53)	6.81
				Int3:	50.93	(58)		I3-Fin:	18.62	(50)	8.92
				Fin:	1:09.55	(48)					12.47
			Run 2:	Int1:	17.51	(41)	I1-I2:	20.47	(40)	2.20	
				Int2:	37.98	(39)		I2-I3:	13.28	(37)	5.41
				Int3:	51.26	(38)		I3-Fin:	19.10	(42)	7.28
				Fin:	1:10.36	(38)					10.54
			Total:	Int1:	1:27.06	(45)				14.52	
				Int2:	1:47.53	(42)				17.73	
				Int3:	2:00.81	(42)				19.60	
				Fin:	2:19.91	(39)				22.86	
			66	FRIDGEIRSDOTTIR Holmfridur Dora	ISL	Run 1:	Int1:	17.12	(59)	I1-I2:	
Int2:							I2-I3:				
Int3:							I3-Fin:				
Fin:	DNF										
Total:	DNF										
67	FINNBOGADOTTIR Maria	ISL	Run 1:	Int1:	18.11	(71)	I1-I2:	19.47	(59)	3.19	
				Int2:	37.58	(63)		I2-I3:	13.34	(54)	6.79
				Int3:	50.92	(57)		I3-Fin:	17.90	(42)	8.91
				Fin:	1:08.82	(45)					11.74
			Run 2:	Int1:	17.58	(42)	I1-I2:	20.74	(42)	2.27	
				Int2:	38.32	(42)		I2-I3:	13.52	(41)	5.75
				Int3:	51.84	(42)		I3-Fin:	18.22	(36)	7.86
				Fin:	1:10.06	(37)					10.24
			Total:	Int1:	1:26.40	(43)				13.86	
				Int2:	1:47.14	(41)				17.34	
				Int3:	2:00.66	(41)				19.45	
				Fin:	2:18.88	(38)				21.83	
			68	SHEPILENKO Anastasiya	UKR	Run 1:	Int1:	17.62	(66)	I1-I2:	19.62
Int2:	37.24	(61)					I2-I3:	13.89	(59)		6.45
Int3:	51.13	(59)					I3-Fin:	18.09	(45)		9.12
Fin:	1:09.22	(47)									12.14
Run 2:	Int1:	17.63				(43)	I1-I2:	20.83	(45)	2.32	
	Int2:	38.46				(43)		I2-I3:	14.00	(44)	5.89
	Int3:	52.46				(43)		I3-Fin:	18.87	(40)	8.48
	Fin:	1:11.33				(42)					11.51
Total:	Int1:	1:26.85				(44)				14.31	
	Int2:	1:47.68				(43)				17.88	
	Int3:	2:01.68				(44)				20.47	
	Fin:	2:20.55				(41)				23.50	
69	JANUSKEVICIUTE Ieva	LTU				Run 1:	Int1:	17.76	(67)	I1-I2:	19.62
			Int2:	37.38	(62)		I2-I3:	13.92	(60)		6.59
			Int3:	51.30	(60)		I3-Fin:	18.32	(47)		9.29
			Fin:	1:09.62	(49)						12.54
			Run 2:	Int1:	17.93	(45)	I1-I2:	20.74	(42)	2.62	
				Int2:	38.67	(44)		I2-I3:	13.87	(43)	6.10
				Int3:	52.54	(45)		I3-Fin:	18.71	(38)	8.56
				Fin:	1:11.25	(40)					11.43
			Total:	Int1:	1:27.55	(47)				15.01	
				Int2:	1:48.29	(45)				18.49	
				Int3:	2:02.16	(45)				20.95	
				Fin:	2:20.87	(42)				23.82	

**PERFORMANCE ANALYSIS BY BIB**

Number of Competitors: 97    Number of NSA: 45

Bib	Name Ski	NSA Code	Pos	Positions			Partials		Difference Time	
				Time	Rank	Pos	Time	Rank		
70	KNYSH OIha	UKR	Run 1:	Int1:			I1-I2:			
				Int2:			I2-I3:			
				Int3:			I3-Fin:			
			Fin:			DNF				
			Total:			DNF				
71	BOLJESIC Victoria	SRB	Run 1:	Int1:	17.99	(70)	I1-I2:		3.07	
				Int2:			I2-I3:			
				Int3:			I3-Fin:			
			Fin:			DNF				
			Total:			DNF				
72	KONG Fanying	CHN	Run 1:	Int1:	18.84	(77)	I1-I2:	21.82	(72)	3.92
				Int2:	40.66	(72)	I2-I3:	15.56	(67)	9.87
				Int3:	56.22	(67)	I3-Fin:			14.21
			Fin:			DNF				
			Total:			DNF				
73	PELLEGRIN Elise	MLT	Run 1:	Int1:	17.31	(63)	I1-I2:	19.14	(57)	2.39
				Int2:	36.45	(57)	I2-I3:	13.60	(58)	5.66
				Int3:	50.05	(54)	I3-Fin:			8.04
			Fin:			DSQ				
			Total:			DSQ				
74	RALLI Sophia	GRE	Run 1:	Int1:	19.01	(78)	I1-I2:	20.86	(69)	4.09
				Int2:	39.87	(69)	I2-I3:	14.60	(63)	9.08
				Int3:	54.47	(64)	I3-Fin:	18.42	(48)	12.46
			Fin:		1:12.89	(52)				15.81
			Run 2:	Int1:	19.13	(50)	I1-I2:	21.74	(48)	3.82
				Int2:	40.87	(49)	I2-I3:	14.65	(46)	8.30
				Int3:	55.52	(48)	I3-Fin:	19.31	(44)	11.54
			Fin:		1:14.83	(45)				15.01
			Total:	Int1:	1:32.02	(50)				19.48
				Int2:	1:53.76	(48)				23.96
				Int3:	2:08.41	(48)				27.20
			Fin:		2:27.72	(45)				30.67
75	TADIC Maja	BIH	Run 1:	Int1:			I1-I2:			
				Int2:			I2-I3:			
				Int3:			I3-Fin:			
			Fin:			DNF				
			Total:			DNF				
76	MERDANOVIC Sejla	BIH	Run 1:	Int1:	17.55	(65)	I1-I2:	18.76	(53)	2.63
				Int2:	36.31	(56)	I2-I3:	13.42	(56)	5.52
				Int3:	49.73	(52)	I3-Fin:			7.72
			Fin:			DNF				
			Total:			DNF				
77	VELJKOVIC Petra	SRB	Run 1:	Int1:	17.95	(69)	I1-I2:	19.93	(65)	3.03
				Int2:	37.88	(65)	I2-I3:			7.09
				Int3:			I3-Fin:			
			Fin:			DNF				
			Total:			DNF				
78	OETTL REYES Ornella	PER	Run 1:	Int1:	18.78	(76)	I1-I2:	21.93	(73)	3.86
				Int2:	40.71	(73)	I2-I3:			9.92
				Int3:			I3-Fin:			
			Fin:			DNF				
			Total:			DNF				



Number of Competitors: 97    Number of NSA: 45

Bib	Name Ski	NSA Code	Pos	Positions			Partials		Difference Time	
				Time	Rank	Pos	Time	Rank		
79	NI Yueming	CHN	Run 1:	Int1:	18.73	(75)	I1-I2:		3.81	
				Int2:			I2-I3:			
				Int3:			I3-Fin:			
				Fin:	DNF					
			Total:		DNF					
80	DORULTAN Katalin	HUN	Run 1:	Int1:	17.93	(68)	I1-I2:	20.59	(67)	3.01
				Int2:	38.52	(67)	I2-I3:	14.37	(62)	7.73
				Int3:	52.89	(62)	I3-Fin:	19.34	(52)	10.88
				Fin:	1:12.23	(51)				15.15
			Run 2:	Int1:	18.30	(48)	I1-I2:	21.38	(47)	2.99
				Int2:	39.68	(47)	I2-I3:	14.70	(47)	7.11
				Int3:	54.38	(47)	I3-Fin:	19.90	(46)	10.40
				Fin:	1:14.28	(44)				14.46
			Total:	Int1:	1:30.53	(49)				17.99
				Int2:	1:51.91	(47)				22.11
				Int3:	2:06.61	(47)				25.40
				Fin:	2:26.51	(44)				29.46
			81	ZHU Tianhui	CHN	Run 1:	Int1:	19.89	(81)	I1-I2:
	Int2:	42.39				(75)	I2-I3:	14.65	(64)	11.60
	Int3:	57.04				(68)	I3-Fin:			15.03
	Fin:	DNF								
Total:		DNF								
82	ABBASI Forough	IRI	Run 1:	Int1:	19.63	(80)	I1-I2:	22.12	(74)	4.71
				Int2:	41.75	(74)	I2-I3:	16.89	(71)	10.96
				Int3:	58.64	(69)	I3-Fin:	22.15	(58)	16.63
				Fin:	1:20.79	(55)				23.71
			Run 2:	Int1:	19.26	(51)	I1-I2:	22.72	(51)	3.95
				Int2:	41.98	(51)	I2-I3:	15.59	(50)	9.41
				Int3:	57.57	(51)	I3-Fin:	21.71	(49)	13.59
				Fin:	1:19.28	(48)				19.46
			Total:	Int1:	1:40.05	(53)				27.51
				Int2:	2:02.77	(51)				32.97
				Int3:	2:18.36	(51)				37.15
				Fin:	2:40.07	(48)				43.02
			83	GRIGOROVA Mariya	KAZ	Run 1:	Int1:			I1-I2:
	Int2:						I2-I3:			
	Int3:						I3-Fin:			
	Fin:	DNF								
Total:		DNF								
84	MAROTY Mariann Mimi	HUN	Run 1:	Int1:	18.61	(73)	I1-I2:	21.30	(71)	3.69
				Int2:	39.91	(70)	I2-I3:	15.96	(68)	9.12
				Int3:	55.87	(66)	I3-Fin:	21.09	(55)	13.86
				Fin:	1:16.96	(54)				19.88
			Run 2:	Int1:	17.96	(46)	I1-I2:	22.35	(50)	2.65
				Int2:	40.31	(48)	I2-I3:	15.26	(48)	7.74
				Int3:	55.57	(49)	I3-Fin:	20.97	(47)	11.59
				Fin:	1:16.54	(46)				16.72
			Total:	Int1:	1:34.92	(52)				22.38
				Int2:	1:57.27	(50)				27.47
				Int3:	2:12.53	(50)				31.32
				Fin:	2:33.50	(47)				36.45

Number of Competitors: 97    Number of NSA: 45

Bib	Name Ski	NSA Code	Pos	Positions			Partials		Difference Time					
				Time	Rank	Pos	Time	Rank						
85	AHMADI Atefeh	IRI	Run 1:	Int1:	19.45	(79)	I1-I2:	20.97	(70)	4.53				
				Int2:	40.42	(71)					I2-I3:	15.30	(66)	9.63
				Int3:	55.72	(65)					I3-Fin:	19.63	(53)	13.71
				Fin:	1:15.35	(53)								18.27
			Run 2:	Int1:	19.39	(52)	I1-I2:	22.13	(49)	4.08				
				Int2:	41.52	(50)					I2-I3:	15.36	(49)	8.95
				Int3:	56.88	(50)					I3-Fin:	19.78	(45)	12.90
				Fin:	1:16.66	(47)								16.84
			Total:	Int1:	1:34.74	(51)				22.20				
				Int2:	1:56.87	(49)					27.07			
				Int3:	2:12.23	(49)					31.02			
				Fin:	2:32.01	(46)					34.96			
			86	KYRITSI Aristi	GRE	Run 1:	Int1:	18.71	(74)	I1-I2:	20.76	(68)	3.79	
Int2:	39.47	(68)					I2-I3:	14.14	(61)					8.68
Int3:	53.61	(63)					I3-Fin:							11.60
Fin:	DNF													
Total:	DNF													
87	KALHOR Marjan	IRI	Run 1:	Int1:	19.96	(82)	I1-I2:	23.55	(77)	5.04				
				Int2:	43.51	(76)					I2-I3:	17.22	(73)	12.72
				Int3:	1:00.73	(70)					I3-Fin:	21.68	(56)	18.72
				Fin:	1:22.41	(56)								25.33
			Run 2:	Int1:			I1-I2:							
				Int2:							I2-I3:			
				Int3:							I3-Fin:			
				Fin:	DNF									
			Total:	Int1:										
				Int2:										
				Int3:										
				Fin:										
			88	MANTSIOU Anastasia	GRE	Run 1:	Int1:			I1-I2:				
Int2:							I2-I3:							
Int3:							I3-Fin:							
Fin:	DNF													
Total:	DNF													
89	SAVEHSEMSHAKI Sadaf	IRI	Run 1:	Int1:			I1-I2:							
				Int2:							I2-I3:			
				Int3:							I3-Fin:			
				Fin:	DNF									
			Total:	DNF										
90	CHAMOUN Jackie	LBN	Run 1:	Int1:	20.63	(84)	I1-I2:	23.23	(76)	5.71				
				Int2:	43.86	(77)					I2-I3:	17.41	(74)	13.07
				Int3:	1:01.27	(71)					I3-Fin:	22.04	(57)	19.26
				Fin:	1:23.31	(58)								26.23
			Run 2:	Int1:	19.99	(54)	I1-I2:	23.78	(53)	4.68				
				Int2:	43.77	(52)					I2-I3:	16.05	(51)	11.20
				Int3:	59.82	(52)					I3-Fin:	21.29	(48)	15.84
				Fin:	1:21.11	(49)								21.29
			Total:	Int1:	1:43.30	(54)				30.76				
				Int2:	2:07.08	(53)					37.28			
				Int3:	2:23.13	(52)					41.92			
				Fin:	2:44.42	(49)					47.37			

**Åre (SWE)**

Ladies' Slalom

SAT 16 FEB 2019

**PERFORMANCE ANALYSIS BY BIB**

Start Time : 14:30

Number of Competitors: 97    Number of NSA: 45

Bib	Name Ski	NSA Code	Pos	Positions			Partials		Difference Time		
				Time	Rank	Pos	Time	Rank			
91	KOSTITS PASIALI Silouani	GRE	Run 1:	Int1:	20.05	(83)	I1-I2:		5.13		
				Int2:			I2-I3:				
				Int3:			I3-Fin:				
				Fin:	DNF						
			Total:		DNF						
92	PIERI Andriani	CYP	Run 1:	Int1:	21.17	(85)	I1-I2:	23.63 (78)	6.25		
				Int2:	44.80	(78)	I2-I3:	17.08 (72)		14.01	
				Int3:	1:01.88	(72)	I3-Fin:				
				Fin:	DNF						
			Total:		DNF						
93	ISKANDAR Carlie Maria	LBN	Run 1:	Int1:	21.23	(86)	I1-I2:	32.32 (82)	6.31		
				Int2:	53.55	(81)	I2-I3:	16.49 (69)		22.76	
				Int3:	1:10.04	(74)	I3-Fin:				
				Fin:	DSQ						
			Total:		DSQ						
94	ZEIDAN Sara	LBN	Run 1:	Int1:	21.50	(87)	I1-I2:	23.96 (79)	6.58		
				Int2:	45.46	(79)	I2-I3:	16.59 (70)		14.67	
				Int3:	1:02.05	(73)	I3-Fin:	20.66 (54)			
				Fin:	1:22.71	(57)					
				Run 2:	Int1:	20.65	(55)	I1-I2:			23.67 (52)
				Int2:	44.32	(53)	I2-I3:	16.54 (52)			
				Int3:	1:00.86	(53)	I3-Fin:	21.94 (50)			
				Fin:	1:22.80	(50)					
				Total:	Int1:	1:43.36	(55)				30.82
					Int2:	2:07.03	(52)				
					Int3:	2:23.57	(53)				
		Fin:	2:45.51	(50)							
95	RUSTA Fiona	KOS	Run 1:	Int1:			I1-I2:				
				Int2:			I2-I3:				
				Int3:			I3-Fin:				
				Fin:	DNF						
			Total:		DNF						
96	KOLLQAKU Adea	KOS	Run 1:	Int1:	23.69	(88)	I1-I2:	29.73 (80)	8.77		
				Int2:	53.42	(80)	I2-I3:	20.05 (75)		22.63	
				Int3:	1:13.47	(75)	I3-Fin:	23.89 (59)			
				Fin:	1:37.36	(59)					
				Run 2:	Int1:	22.96	(56)	I1-I2:			30.76 (54)
				Int2:	53.72	(54)	I2-I3:	16.96 (53)			
				Int3:	1:10.68	(54)	I3-Fin:	22.63 (51)			
				Fin:	1:33.31	(51)					
				Total:	Int1:	2:00.32	(56)				47.78
					Int2:	2:31.08	(54)				
					Int3:	2:48.04	(54)				
		Fin:	3:10.67	(51)							



**Åre (SWE)**

**Ladies' Slalom  
FIS WCSL LIST**

**Number of Competitors: 69    Number of NSA: 16**

Rank	FIS Code	Name	NSA Code	1	2	3	4	5	6	7	8	Base	- X	+ Y	WCSL SL
1	6535237	SHIFFRIN Mikaela	USA	100	100	100	100	100	80	100	100	830	664	780	946
2	705423	VLHOVA Petra	SVK	80	80	80	80	80	100	45	60	519	415	605	709
3	505679	HANSDOTTER Frida	SWE	50	60	60	-	50	45	50	45	655	524	360	491
4	516280	HOLDENER Wendy	SUI	45	40	50	60	60	50	60	-	580	464	365	481
5	506146	SWENN LARSSON Anna	SWE	40	36	36	40	40	-	80	80	301	241	352	412
6	56388	LIENSBERGER Katharina	AUT	32	22	45	50	-	60	-	50	218	174	259	303
7	56032	SCHILD Bernadette	AUT	60	50	-	-	32	-	40	29	407	326	211	292
8	56315	TRUPPE Katharina	AUT	15	29	24	45	26	32	29	32	143	114	232	261
9	516284	GISIN Michelle	SUI	26	45	-	-	36	36	-	-	201	161	143	183
10	106961	MIELZYNSKI Erin	CAN	24	-	32	24	24	-	-	26	196	157	130	169
11	206279	GEIGER Christina	GER	14	-	10	-	45	40	26	-	111	89	135	157
12	107427	ST-GERMAIN Laurence	CAN	-	18	12	26	16	20	14	40	51	41	146	156
13	296354	COSTAZZA Chiara	ITA	12	-	29	15	29	-	32	-	145	116	117	146
14	296509	CURTONI Irene	ITA	13	24	18	36	18	-	4	-	147	118	113	142
15	425771	HAYER-LOESETH Nina	NOR	29	16	40	-	-	-	-	-	276	221	85	140
16	56367	GALLHUBER Katharina	AUT	36	32	-	-	-	-	-	-	323	258	68	133
17	426187	LYSDAHL Kristin	NOR	-	15	26	11	12	24	36	-	11	9	124	126
18	107583	REMMER Roni	CAN	4	20	14	32	-	-	11	22	29	23	103	109
19	196806	NOENS Nastasia	FRA	-	6	5	20	-	29	13	20	60	48	93	105
20	56253	HUBER Katharina	AUT	11	-	-	10	-	13	24	36	43	34	94	103
20	516504	DANIOTH Aline	SUI	-	13	15	16	-	26	10	16	35	28	96	103
22	206355	DUERR Lena	GER	-	26	-	6	-	16	-	24	108	86	72	94
23	506583	SAEFVENBERG Charlotta	SWE	-	-	20	-	-	10	18	18	15	12	66	69
24	426100	HOLTMANN Mina Fuerst	NOR	-	-	22	29	-	7	6	-	20	16	64	68
25	539909	MOLTZAN Paula	USA	-	14	16	-	-	22	15	-	-	-	67	67
26	565471	HROVAT Meta	SLO	22	-	-	-	-	15	24	-	6	5	61	62
27	506341	WIKSTROEM Emelie	SWE	-	-	6	12	-	9	12	-	87	70	39	56
28	425981	SKJOELD Maren	NOR	7	-	12	-	-	-	20	-	55	44	39	50
29	565320	FERK Marusa	SLO	9	9	-	-	-	18	-	-	66	53	36	49
29	506664	FJAELLSTROEM Magdalena	SWE	10	-	-	15	10	5	9	-	-	-	49	49
31	506399	HECTOR Sara	SWE	16	-	-	9	15	6	-	-	5	4	46	47
32	197616	ALPHAND Estelle	SWE	20	-	-	-	-	-	-	-	126	101	20	45
32	515997	FEIERABEND Denise	SUI	-	-	-	-	-	-	-	-	223	178	-	45
34	506348	STAALNACKE Ylva	SWE	-	-	7	18	-	14	2	-	14	11	41	44
34	565401	BUCIK Ana	SLO	-	-	9	-	-	11	7	-	84	67	27	44
36	206536	WALLNER Marina	GER	18	-	-	-	-	-	-	-	125	100	18	43
37	516528	MEILLARD Melanie	SUI	-	-	-	-	-	-	-	-	193	154	-	39
38	56333	MAIR Chiara	AUT	-	-	-	-	20	-	16	-	-	-	36	36
39	6295075	DELLA MEA Lara	ITA	-	-	-	15	14	-	3	-	-	-	32	32
40	56217	BRUNNER Stephanie	AUT	-	-	-	-	9	12	-	-	50	40	21	31
41	516437	BISSIG Carole	SUI	3	7	4	-	-	8	-	-	35	28	22	29
42	516426	STOFFEL Elena	SUI	-	11	-	-	13	-	-	-	13	10	24	27
43	197319	MUGNIER Adeline	FRA	6	-	13	-	-	-	-	-	33	26	19	26
44	297601	BRIGNONE Federica	ITA	-	-	-	22	-	-	-	-	12	10	22	24
45	185447	KORPIO Nella	FIN	-	-	8	-	11	4	-	-	-	-	23	23
46	56392	GRITSCH Franziska	AUT	-	-	-	-	22	-	-	-	-	-	22	22
47	155727	CAPOVA Gabriela	CZE	-	12	-	-	-	-	5	-	12	10	17	19
48	197540	FORNI Josephine	FRA	-	10	-	-	-	-	8	-	-	-	18	18
49	425921	HAUGEN Kristine	NOR	-	-	-	7	7	-	-	-	-	-	14	14
50	55977	THALMANN Carmen	AUT	-	-	-	-	-	-	-	-	58	46	-	12
50	537772	STIEGLER Resi	USA	-	-	-	-	-	-	-	-	62	50	-	12
52	6535773	O BRIEN Nina	USA	-	8	-	-	-	-	-	-	-	-	8	8

**Åre (SWE)**

**Ladies' Slalom  
FIS WCSL LIST**

**Number of Competitors: 69    Number of NSA: 16**

Rank	FIS Code	Name	NSA Code	1	2	3	4	5	6	7	8	Base	- X	+ Y	WCSL SL
52	426193	STJERNESUND Th.	NOR	8	-	-	-	-	-	-	-	-	-	8	8
52	56277	DYGRUBER Michaela	AUT	-	-	-	-	8	-	-	-	-	-	8	8
52	355061	HILZINGER Jessica	GER	-	-	-	8	-	-	-	-	-	-	8	8
56	105269	GAGNON Marie-Michele	CAN	-	-	-	-	-	-	-	-	33	26	-	7
57	206532	SCHMOTZ Marlene	GER	-	-	-	-	6	-	-	-	-	-	6	6
58	415205	HUDSON Piera	NZL	-	5	-	-	-	-	-	-	-	-	5	5
58	56344	SPOERER Marie-Therese	AUT	5	-	-	-	-	-	-	-	-	-	5	5
58	296259	MOELGG Manuela	ITA	-	-	-	-	-	-	-	-	27	22	-	5
58	206487	WIESLER Maren	GER	-	-	-	-	-	-	-	-	26	21	-	5
58	56143	GRUENWALD Julia	AUT	-	-	-	-	-	-	-	-	26	21	-	5
58	55759	KIRCHGASSER Michaela	AUT	-	-	-	-	-	-	-	-	24	19	-	5
64	315187	IGNJATOVIC Nevena	SRB	-	-	-	-	-	-	-	-	20	16	-	4
64	705287	VELEZ ZUZULOVA	SVK	-	-	-	-	-	-	-	-	22	18	-	4
66	107747	SMART Amelia	CAN	-	-	3	-	-	-	-	-	-	-	3	3
66	307493	ANDO Asa	JPN	-	-	-	-	-	-	-	-	15	12	-	3
68	155728	DUBOVSKA Martina	CZE	-	-	-	-	-	-	-	-	7	6	-	1
68	506350	EKLUND Nathalie	SWE	-	-	-	-	-	-	-	-	7	6	-	1

**Number of competitors per NSA in the top 60**

AUT:	11	CAN:	4	CZE:	1	FIN:	1	FRA:	3	GER:	5
ITA:	5	NOR:	6	NZL:	1	SLO:	3	SUI:	7	SVK:	1
SWE:	8	USA:	4								

**Legend:**

-	No points	Base	Last season FIS World Cup Start List points
WCSL SL	FIS World Cup Start List points for Slalom		
X	(Base/number of planned races in the current season) *(number of completed races in the current season)		
Y	FIS World Cup points won in the current season		



**Åre (SWE)**


Ladies' Slalom

**OVERALL FIS WCSL LIST**

Number of Competitors: 162 Number of NSA: 24

Rank	FIS Code	Name	NSA Code	WCSL Points	Diff.	DH 7 races	SL 8 races	GS 7 races	SG 6 races	AC 1 race
1	6535237	SHIFFRIN Mikaela	USA	2218		156 (17)	946 (1)	644 (1)	419 (2)	53 (12)
2	705423	VLHOVA Petra	SVK	1315	903	-	709 (2)	456 (4)	-	150 (2)
3	516280	HOLDENER Wendy	SUI	1105	1113	9 (52)	481 (4)	262 (7)	113 (23)	240 (1)
4	425929	MOWINCKEL Ragnhild	NOR	1092	1126	191 (14)	-	409 (6)	372 (3)	120 (5)
5	205218	REBENSBURG Viktoria	GER	944	1274	195 (13)	-	475 (3)	274 (7)	-
6	565360	STUHEC Ilka	SLO	930	1288	528 (1)	-	12 (49)	297 (6)	93 (8)
7	297601	BRIGNONE Federica	ITA	902	1316	78 (28)	24 (44)	429 (5)	243 (9)	128 (4)
8	55970	SCHMIDHOFER Nicole	AUT	822	1396	458 (2)	-	-	364 (4)	-
9	516284	GISIN Michelle	SUI	818	1400	289 (7)	183 (9)	23 (44)	184 (12)	139 (3)
10	505679	HANSDOTTER Frida	SWE	703	1515	-	491 (3)	212 (10)	-	-
11	56087	SIEBENHOFER Ramona	AUT	685	1533	430 (3)	-	-	138 (20)	117 (6)
12	355050	WEIRATHER Tina	LIE	684	1534	231 (11)	-	11 (51)	442 (1)	-
13	516138	GUT-BEHRAMI Lara	SUI	614	1604	177 (16)	-	73 (22)	349 (5)	15 (35)
14	298323	GOGGIA Sofia	ITA	613	1605	279 (8)	-	41 (33)	272 (8)	21 (29)
15	56177	VENIER Stephanie	AUT	580	1638	397 (4)	-	-	173 (13)	10 (39)
16	196928	WORLEY Tessa	FRA	570	1648	-	-	531 (2)	39 (37)	-
17	516319	SUTER Corinne	SUI	478	1740	293 (6)	-	-	185 (11)	-
18	56388	LIENSBERGER Katharina	AUT	418	1800	-	303 (6)	115 (15)	-	-
19	506146	SWENN LARSSON Anna	SWE	412	1806	-	412 (5)	-	-	-
20	55947	VEITH Anna	AUT	408	1810	92 (24)	-	122 (13)	194 (10)	-
21	299276	BASSINO Marta	ITA	405	1813	23 (45)	-	229 (9)	57 (30)	96 (7)
22	537544	VONN Lindsey	USA	400	1818	275 (9)	-	-	92 (27)	33 (20)
23	56128	HUETTER Cornelia	AUT	395	1823	263 (10)	-	-	132 (21)	-
24	56032	SCHILD Bernadette	AUT	380	1838	-	292 (7)	88 (19)	-	-
25	296729	FANCHINI Nadia	ITA	338	1880	188 (15)	-	-	150 (18)	-
26	56217	BRUNNER Stephanie	AUT	333	1885	-	31 (40)	250 (8)	22 (44)	30 (23)
27	56174	HAASER Ricarda	AUT	331	1887	90 (25)	-	175 (11)	33 (38)	33 (20)
28	206668	WEIDLE Kira	GER	327	1891	309 (5)	-	-	18 (47)	-
29	56315	TRUPPE Katharina	AUT	323	1895	-	261 (8)	62 (25)	-	-
30	516248	FLURY Jasmine	SUI	311	1907	142 (18)	-	-	169 (14)	-
31	299466	DELAGO Nicol	ITA	310	1908	219 (12)	-	-	50 (35)	41 (17)
32	56088	TIPPLER Tamara	AUT	289	1929	120 (20)	-	-	169 (14)	-
33	197497	MIRADOLI Romane	FRA	281	1937	129 (19)	-	17 (47)	118 (22)	17 (32)
34	297702	MARSAGLIA Francesca	ITA	270	1948	74 (29)	-	36 (36)	159 (16)	1 (52)
35	516185	HAEHLEN Joana	SUI	245	1973	99 (23)	-	-	146 (19)	-
36	105269	GAGNON Marie-Michele	CAN	238	1980	-	7 (56)	81 (20)	83 (28)	67 (9)
37	426187	LYSDAHL Kristin	NOR	235	1983	-	126 (17)	109 (16)	-	-
38	506399	HECTOR Sara	SWE	217	2001	-	47 (31)	170 (12)	-	-
39	296509	CURTONI Irene	ITA	213	2005	-	142 (14)	71 (24)	-	-
40	425771	HAVER-LOESETH Nina	NOR	212	2006	-	140 (15)	72 (23)	-	-
41	155763	LEDECKA Ester	CZE	209	2009	112 (21)	-	-	81 (29)	16 (33)
42	297910	CURTONI Elena	ITA	203	2015	34 (39)	-	3 (58)	157 (17)	9 (40)
43	565471	HROVAT Meta	SLO	182	2036	-	62 (26)	120 (14)	-	-
44	107613	GRENIER Valerie	CAN	175	2043	-	-	41 (33)	97 (26)	37 (18)
45	106961	MIELZYNSKI Erin	CAN	169	2049	-	169 (10)	-	-	-
46	426257	LIE Kajsa Vickhoff	NOR	168	2050	19 (47)	-	-	98 (25)	51 (13)
47	107583	REMME Roni	CAN	162	2056	5 (55)	109 (18)	-	3 (61)	45 (16)
48	206279	GEIGER Christina	GER	157	2061	-	157 (11)	-	-	-
49	107427	ST-GERMAIN Laurence	CAN	156	2062	-	156 (12)	-	-	-
50	296427	SCHNARF Johanna	ITA	155	2063	45 (37)	-	-	101 (24)	9 (40)
51	296354	COSTAZZA Chiara	ITA	146	2072	-	146 (13)	-	-	-
52	56367	GALLHUBER Katharina	AUT	133	2085	-	133 (16)	-	-	-
52	538573	ROSS Laurene	USA	133	2085	82 (26)	-	-	51 (34)	-
54	506701	HOERNBLAD Lisa	SWE	122	2096	34 (39)	-	-	53 (31)	35 (19)
55	206460	WENIG Michaela	GER	121	2097	106 (22)	-	-	14 (48)	1 (52)
55	197319	MUGNIER Adeline	FRA	121	2097	-	26 (43)	95 (17)	-	-
57	56258	AGER Christina	AUT	115	2103	53 (35)	-	-	44 (36)	18 (31)
58	56125	PUCHNER Mirjam	AUT	112	2106	81 (27)	-	-	31 (39)	-
58	516219	NUFER Priska	SUI	112	2106	30 (41)	-	-	53 (31)	29 (24)
60	56198	SCHEYER Christine	AUT	109	2109	73 (30)	-	-	24 (42)	12 (36)
60	197383	GAUTHIER Tiffany	FRA	109	2109	57 (33)	-	-	52 (33)	-
62	515997	FEIERABEND Denise	SUI	108	2110	3 (57)	45 (32)	-	5 (59)	55 (11)
63	565401	BUICK Ana	SLO	106	2112	-	44 (34)	2 (62)	-	60 (10)
64	426100	HOLTMANN Mina Fuerst	NOR	105	2113	-	68 (24)	37 (35)	-	-

**Åre (SWE)**

## Ladies' Slalom

**OVERALL FIS WCSL LIST**

Number of Competitors: 162 Number of NSA: 24

Rank	FIS Code	Name	NSA Code	WCSL Points	Diff.	DH 7 races	SL 8 races	GS 7 races	SG 6 races	AC 1 race
64	196806	NOENS Nastasia	FRA	105	2113	-	105 (19)	-	-	-
64	516504	DANIOTH Aline	SUI	105	2113	-	103 (20)	2 (62)	-	-
67	56253	HUBER Katharina	AUT	103	2115	-	103 (20)	-	-	-
67	426193	STJERNESUND Th.	NOR	103	2115	-	8 (52)	95 (17)	-	-
69	206355	DUERR Lena	GER	94	2124	-	94 (22)	-	-	-
70	197124	FRASSE SOMBET Coralie	FRA	79	2139	-	-	79 (21)	-	-
71	565320	FERK Marusa	SLO	78	2140	-	49 (29)	-	1 (64)	28 (25)
72	6535600	MERRYWEATHER Alice	USA	75	2143	60 (32)	-	-	4 (60)	11 (37)
73	6535455	JOHNSON Breezy	USA	74	2144	64 (31)	-	-	10 (53)	-
74	197616	ALPHAND Estelle	SWE	73	2145	-	45 (32)	28 (42)	-	-
75	197641	GAUCHE Laura	FRA	71	2147	15 (49)	-	-	29 (40)	27 (26)
76	56328	ORTLIEB Nina	AUT	70	2148	46 (36)	-	-	24 (42)	-
76	516528	MEILLARD Melanie	SUI	70	2148	-	39 (37)	31 (39)	-	-
78	506583	SAEFVENBERG Charlotta	SWE	69	2149	-	69 (23)	-	-	-
79	538685	McKENNIS Alice	USA	68	2150	54 (34)	-	-	14 (48)	-
80	539909	MOLTZAN Paula	USA	67	2151	-	67 (25)	-	-	-
80	296259	MOELGG Manuela	ITA	67	2151	-	5 (58)	62 (25)	-	-
82	506348	STAALNACKE Ylva	SWE	66	2152	-	44 (34)	22 (45)	-	-
83	565268	DREV Ana	SLO	61	2157	-	-	61 (27)	-	-
84	516283	ELLENBERGER Andrea	SUI	59	2159	-	-	59 (28)	-	-
85	425921	HAUGEN Kristine	NOR	56	2162	-	14 (49)	42 (32)	-	-
85	425981	SKJOELD Maren	NOR	56	2162	-	50 (28)	-	-	6 (45)
85	506341	WIKSTROEM Emelie	SWE	56	2162	-	56 (27)	-	-	-
88	506664	FJAELLSTROEM Magdalena	SWE	55	2163	-	49 (29)	6 (55)	-	-
89	56392	GRITSCHE Franziska	AUT	54	2164	-	22 (46)	-	-	32 (22)
89	197651	DIREZ Clara	FRA	54	2164	-	-	54 (29)	-	-
89	539536	WILES Jacqueline	USA	54	2164	45 (37)	-	-	9 (54)	-
92	315187	IGNJATOVIC Nevena	SRB	53	2165	-	4 (64)	-	-	49 (14)
93	196726	BARTHET Anne-Sophie	FRA	50	2168	-	-	-	2 (62)	48 (15)
94	55898	BREM Eva-Maria	AUT	49	2169	-	-	49 (30)	-	-
95	196725	BARIOZ Taina	FRA	45	2173	-	-	45 (31)	-	-
96	206536	WALLNER Marina	GER	43	2175	-	43 (36)	-	-	-
97	56417	FEST Nadine	AUT	42	2176	24 (44)	-	-	2 (62)	16 (33)
98	56333	MAIR Chiara	AUT	36	2182	-	36 (38)	-	-	-
98	426043	TVIBERG Maria Therese	NOR	36	2182	3 (57)	-	-	9 (54)	24 (28)
100	516344	KOPP Rahel	SUI	34	2184	-	-	-	7 (56)	27 (26)
100	296472	FANCHINI Elena	ITA	34	2184	28 (43)	-	-	6 (58)	-
102	56256	RAEDLER Ariane	AUT	33	2185	4 (56)	-	-	29 (40)	-
103	6295075	DELLA MEA Lara	ITA	32	2186	-	32 (39)	-	-	-
103	225525	TILLEY Alex	GBR	32	2186	-	-	32 (37)	-	-
103	565373	ROBNIK Tina	SLO	32	2186	-	-	32 (37)	-	-
106	107532	TOMMY Mikaela	CAN	30	2188	-	-	30 (40)	-	-
106	537582	COOK Stacey	USA	30	2188	30 (41)	-	-	-	-
108	516437	BISSIG Carole	SUI	29	2189	-	29 (41)	-	-	-
108	516268	WILD Simone	SUI	29	2189	-	-	29 (41)	-	-
108	206520	DORSCH Patrizia	GER	29	2189	9 (52)	-	-	12 (50)	8 (42)
111	197295	PIOT Jennifer	FRA	28	2190	6 (54)	-	-	22 (44)	-
112	516426	STOFFEL Elena	SUI	27	2191	-	27 (42)	-	-	-
113	435334	GASIENICA-DANI.	POL	26	2192	-	-	25 (43)	-	1 (52)
114	185447	KORPIO Nella	FIN	23	2195	-	23 (45)	-	-	-
115	56241	SCHNEEBERGER Rosina	AUT	22	2196	-	-	1 (68)	-	21 (29)
116	206652	PFISTER Meike	GER	21	2197	14 (50)	-	-	7 (56)	-
116	297195	HOFER Anna	ITA	21	2197	-	-	-	21 (46)	-
118	516394	SUTER Jasmina	SUI	20	2198	-	-	8 (52)	12 (50)	-
118	56199	KAPPAURER Elisabeth	AUT	20	2198	-	-	20 (46)	-	-
118	296431	STUFFER Verena	ITA	20	2198	20 (46)	-	-	-	-
121	155727	CAPOVA Gabriela	CZE	19	2199	-	19 (47)	-	-	-
121	206532	SCHMOTZ Marlene	GER	19	2199	-	6 (57)	8 (52)	-	5 (46)
121	245066	MIKLOS Edit	HUN	19	2199	19 (47)	-	-	-	-
124	197540	FORNI Josephine	FRA	18	2200	-	18 (48)	-	-	-
125	298694	PICHLER Karoline	ITA	15	2203	-	-	15 (48)	-	-
125	55977	THALMANN Carmen	AUT	15	2203	-	12 (50)	3 (58)	-	-
127	516519	SUTER Juliana	SUI	13	2205	13 (51)	-	-	-	-
127	206367	HRONEK Veronique	GER	13	2205	-	-	2 (62)	11 (52)	-

**Åre (SWE)**


Ladies' Slalom

**OVERALL FIS WCSL LIST**

Number of Competitors: 162 Number of NSA: 24

Rank	FIS Code	Name	NSA Code	WCSL Points	Diff.	DH 7 races	SL 8 races	GS 7 races	SG 6 races	AC 1 race
127	6535773	O BRIEN Nina	USA	13	2205	-	8 (52)	5 (57)	-	-
130	56282	RESCH Stephanie	AUT	12	2206	-	-	12 (49)	-	-
130	537772	STIEGLER Resi	USA	12	2206	-	12 (50)	-	-	-
132	516429	GROEBLI Nathalie	SUI	11	2207	-	-	-	-	11 (37)
133	307493	ANDO Asa	JPN	9	2209	-	3 (66)	6 (55)	-	-
133	385096	POPOVIC Leona	CRO	9	2209	-	-	2 (62)	-	7 (44)
135	56277	DYGRUBER Michaela	AUT	8	2210	-	8 (52)	-	-	-
135	355061	HILZINGER Jessica	GER	8	2210	-	8 (52)	-	-	-
135	6535765	MANGAN Patricia	USA	8	2210	-	-	-	-	8 (42)
138	56416	SCHIEB Julia	AUT	7	2211	-	-	7 (54)	-	-
139	206487	WIESLER Maren	GER	6	2212	-	5 (58)	1 (68)	-	-
140	155699	PAULATHOVA Katerina	CZE	5	2213	-	-	-	-	5 (46)
140	415205	HUDSON Piera	NZL	5	2213	-	5 (58)	-	-	-
140	56344	SPORER Marie-Therese	AUT	5	2213	-	5 (58)	-	-	-
140	56143	GRUENWALD Julia	AUT	5	2213	-	5 (58)	-	-	-
140	55759	KIRCHGASSER Michaela	AUT	5	2213	-	5 (58)	-	-	-
140	298767	SOSIO Federica	ITA	5	2213	-	-	-	-	5 (46)
146	405138	JELINKOVA Adriana	NED	4	2214	-	-	1 (68)	-	3 (49)
146	705287	VELEZ ZUZULOVA	SVK	4	2214	-	4 (64)	-	-	-
148	107747	SMART Amelia	CAN	3	2215	-	3 (66)	-	-	-
148	299630	DELAGO Nadia	ITA	3	2215	3 (57)	-	-	-	-
148	307255	ISHIKAWA Haruna	JPN	3	2215	-	-	3 (58)	-	-
148	299624	PIROVANO Laura	ITA	3	2215	-	-	3 (58)	-	-
152	516521	KOLLY Noemie	SUI	2	2216	2 (60)	-	-	-	-
152	197861	PASLIER Esther	FRA	2	2216	-	-	-	-	2 (50)
152	306249	HASEGAWA Emi	JPN	2	2216	-	-	2 (62)	-	-
152	705394	KANTOROVA Barbara	SVK	2	2216	-	-	-	-	2 (50)
152	516562	RAST Camille	SUI	2	2216	-	-	2 (62)	-	-
157	375018	COLETTI Alexandra	MON	1	2217	1 (61)	-	-	-	-
157	155728	DUBOVSKA Martina	CZE	1	2217	-	1 (68)	-	-	-
157	506350	EKLUND Nathalie	SWE	1	2217	-	1 (68)	-	-	-
157	516407	KASPER Vanessa	SUI	1	2217	-	-	1 (68)	-	-
157	197215	MASSIOS Marie	FRA	1	2217	-	-	1 (68)	-	-
157	485731	ROMANOVA Anastasia	RUS	1	2217	-	-	1 (68)	-	-

**Legend:**

-	No points	AC	Alpine Combined	DH	Downhill	Diff.	Difference
GS	Giant Slalom	SG	Super-G	SL	Slalom	WCSL	Overall points



FIS ALPINE WORLD SKI CHAMPIONSHIPS SWEDEN



SKISTAR FIS ALPINE WORLD SKI CHAMPIONSHIPS 2019



Åre (SWE)

Ladies' Slalom

SAT 16 FEB 2019



MEDALLISTS

Medal	Name	NSA
GOLD	SHIFFRIN Mikaela	USA - United States of America
SILVER	SWENN LARSSON Anna	SWE - Sweden
BRONZE	VLHOVA Petra	SVK - Slovakia



PRESENTING SPONSOR



OFFICIAL TIMEKEEPER



Audi



MAIN SPONSORS



FIS ARE 2019  
FIS ALPINE WORLD SKI CHAMPIONSHIPS SWEDEN

**SKISTAR**

**SKISTAR FIS ALPINE WORLD SKI CHAMPIONSHIPS 2019**

**LONGINES**

**Åre (SWE)**

FIS

After 10 of 11 Events

SAT 16 FEB 2019

**MEDALLISTS BY EVENT**

Event	Date	Medal	Name	NSA Code
Ladies' Slalom	SAT 16 FEB	GOLD	SHIFFRIN Mikaela	USA
		SILVER	SWENN LARSSON Anna	SWE
		BRONZE	VLHOVA Petra	SVK
Men's Giant Slalom	FRI 15 FEB	GOLD	KRISTOFFERSEN Henrik	NOR
		SILVER	HIRSCHER Marcel	AUT
		BRONZE	PINTURAUULT Alexis	FRA
Ladies' Giant Slalom	THU 14 FEB	GOLD	VLHOVA Petra	SVK
		SILVER	REBENSBURG Viktoria	GER
		BRONZE	SHIFFRIN Mikaela	USA
Alpine Team Event	TUE 12 FEB	GOLD	DANIOTH Aline ELLENBERGER Andrea HOLDENER Wendy SIMONET Sandro YULE Daniel ZENHAEUSERN Ramon	SUI
		SILVER	GRITSCH Franziska LIENSBERGER Katharina TRUPPE Katharina HIRSCHBUEHL Christian MATT Michael SCHWARZ Marco	AUT
		BRONZE	BASSINO Marta CURTONI Irene DELLA MEA Lara MAURBERGER Simon TONETTI Riccardo VINATZER Alex	ITA
Men's Alpine Combined	MON 11 FEB	GOLD	PINTURAUULT Alexis	FRA
		SILVER	HADALIN Stefan	SLO
		BRONZE	SCHWARZ Marco	AUT
Ladies' Downhill	SUN 10 FEB	GOLD	STUHEC Ilka	SLO
		SILVER	SUTER Corinne	SUI
		BRONZE	VONN Lindsey	USA
Men's Downhill	SAT 9 FEB	GOLD	JANSRUD Kjetil	NOR
		SILVER	SVINDAL Aksel Lund	NOR
		BRONZE	KRIECHMAYR Vincent	AUT
Ladies' Alpine Combined	FRI 8 FEB	GOLD	HOLDENER Wendy	SUI
		SILVER	VLHOVA Petra	SVK
		BRONZE	MOWINCKEL Ragnhild	NOR
Men's Super-G	WED 6 FEB	GOLD	PARIS Dominik	ITA
		SILVER	CLAREY Johan	FRA
		SILVER	KRIECHMAYR Vincent	AUT



**MEDALLISTS BY EVENT**

Ladies' Super-G	TUE 5 FEB	GOLD	SHIFFRIN Mikaela	USA
		SILVER	GOGGIA Sofia	ITA
		BRONZE	SUTER Corinne	SUI

Completed events	Events still to be held
Ladies' Super-G Men's Super-G Ladies' Alpine Combined Men's Downhill Ladies' Downhill Men's Alpine Combined Alpine Team Event Ladies' Giant Slalom Men's Giant Slalom Ladies' Slalom	Men's Slalom





# ARE 2019

FIS ALPINE WORLD SKI CHAMPIONSHIPS SWEDEN



SKISTAR FIS ALPINE WORLD SKI CHAMPIONSHIPS 2019



Åre (SWE)



After 10 of 11 Events

SAT 16 FEB 2019

## MEDAL STANDINGS

Rank	NSA	Men				Ladies				Mixed				Total				Rank by Total
		G	S	B	Tot.	G	S	B	Tot.	G	S	B	Tot.	G	S	B	Tot.	
1	NOR - Norway	2	1		3			1	1					2	1	1	4	=2
1	SUI - Switzerland					1	1	1	3	1			1	2	1	1	4	=2
3	USA - United States of America					2		2	4					2		2	4	=2
4	FRA - France	1	1	1	3									1	1	1	3	=5
4	ITA - Italy	1			1		1		1			1	1	1	1	1	3	=5
4	SVK - Slovakia					1	1	1	3					1	1	1	3	=5
7	SLO - Slovenia		1		1	1			1					1	1		2	8
8	AUT - Austria		2	2	4						1		1		3	2	5	1
9	GER - Germany						1		1						1		1	=9
9	SWE - Sweden						1		1						1		1	=9
<b>Total:</b>		<b>4</b>	<b>5</b>	<b>3</b>	<b>12</b>	<b>5</b>	<b>5</b>	<b>5</b>	<b>15</b>	<b>1</b>	<b>1</b>	<b>1</b>	<b>3</b>	<b>10</b>	<b>11</b>	<b>9</b>	<b>30</b>	

Completed events	Events still to be held
Ladies' Super-G Men's Super-G Ladies' Alpine Combined Men's Downhill Ladies' Downhill Men's Alpine Combined Alpine Team Event Ladies' Giant Slalom Men's Giant Slalom Ladies' Slalom	Men's Slalom

**Note:**  
Rank by Total is calculated by the total number of gold, silver and bronze medals.

**Legend:**

= Equal sign indicates that two or more NSAs share the same rank by total  
**G** Gold      **S** Silver      **Tot.** Total      **B** Bronze

16-02-2019 / Åre (SWE) / 5113

Page 1/1

Data Processing by LONGINES

www.fis-ski.com

LONGINES Timing

Generation date : SAT 16 FEB 2019

Time : 16:02

Document: C95 1.0

