



**FIS Cup**  
20th FIS Cup Competition  
Villach (AUT)



**NORMAL HILL INDIVIDUAL**  
**OFFICIAL RESULTS**

SUN 25 FEB 2018

START: 09:57

END: 11:33

Jury/Competition Management				Judges					Hill Data			
<b>Coordinator</b>	Forrer Ueli, FIS			<b>A</b>	Millonig Franz, AUT				<b>Hill Size</b>	98 m		
<b>TD</b>	Wolf Stefan, AUT			<b>B</b>	Engl Stefan, AUT				<b>K-Point</b>	90 m		
<b>TD Assistant</b>	Denifl Claudia, AUT			<b>C</b>	Kuglitsch Thomas, AUT				<b>Meter Value</b>	2.0 Points/m		
<b>Chief of Competition</b>	Ortner Dietmar, AUT			<b>D</b>	Bachmayer Johann, AUT							
				<b>E</b>	Hoelzl Karl, AUT							

Rank	Bib	Name Club	Nation Birthdate	Speed	Dist	DP	Judges					JP	Round Points	Total	
							A	B	C	D	E				
1.	65	<b>TOLLINGER Elias</b> SV Innsbruck-Bergisel-Tirol	AUT 25 MAR 1995	81.6	97.0	74.0	19.0	19.0	19.0	19.0	19.0	57.0	131.0	1.	252.5
				81.5	93.0	66.0	18.5	18.5	17.5	18.5	19.0	55.5	121.5	5.	
2.	58	<b>LACKNER Thomas</b> HSV Absam-Bergisel-Tirol	AUT 09 APR 1993	80.6	93.0	66.0	18.5	18.5	18.0	18.5	18.5	55.5	121.5	4.	250.0
				81.2	96.0	72.0	19.0	19.0	18.5	18.5	19.0	56.5	128.5	3.	
3.	61	<b>SCHWANN Mika</b> KSG Klagenfurt-Kaernten	AUT 30 JUL 1999	80.4	88.0	56.0	18.0	18.0	17.5	18.0	18.0	54.0	110.0	17.	242.0
				81.4	98.0	76.0	18.5	18.5	19.0	18.5	19.0	56.0	132.0	1.	
3.	59	<b>SEIDL Fabian</b> Sc Auerbach	GER 23 JUN 1997	80.4	94.0	68.0	18.0	18.0	17.5	18.0	18.0	54.0	122.0	3.	242.0
				80.5	93.0	66.0	18.0	18.0	17.5	18.5	18.0	54.0	120.0	7.	
5.	60	<b>POGRAJC Andraz</b> SK Zagorje	SLO 26 SEP 1991	80.4	98.0	76.0	18.0	17.5	17.5	17.5	18.0	53.0	129.0	2.	240.0
				80.6	88.5	57.0	18.0	18.0	18.0	18.0	18.0	54.0	111.0	19.	
6.	39	<b>HOERL Jan</b>	AUT 16 OCT 1998	80.4	91.5	63.0	18.0	18.5	18.0	18.0	18.0	54.0	117.0	7.	237.5
				80.3	92.5	65.0	18.5	18.5	18.0	18.5	19.0	55.5	120.5	6.	
7.	49	<b>FUCHS Tim</b> SC Degenfeld	GER 03 AUG 1997	80.9	93.5	67.0	17.5	17.5	17.5	18.0	18.0	53.0	120.0	5.	235.5
				81.5	91.0	62.0	18.5	17.5	17.5	18.0	18.0	53.5	115.5	13.	
8.	57	<b>SCHIFFNER Markus</b> UVB Hinzenbach-Oberoesterreich	AUT 05 JUN 1992	80.6	91.0	62.0	18.0	18.5	18.0	18.0	18.5	54.5	116.5	9.	234.5
				80.3	92.0	64.0	18.0	18.0	17.5	18.0	18.0	54.0	118.0	9.	
9.	47	<b>WIENERROITHER Julian</b> SK Saalfelden-Salzburg	AUT 05 JUL 1999	80.6	86.5	53.0	17.0	17.5	17.0	17.0	18.0	51.5	104.5	21.	234.0
				81.0	97.0	74.0	18.5	18.5	18.5	18.5	18.5	55.5	129.5	2.	
10.	54	<b>OSTERC Aljaz</b> Ssk Velenje	SLO 02 MAR 1999	80.8	92.0	64.0	17.5	17.5	18.0	17.5	18.0	53.0	117.0	7.	233.5
				80.3	93.0	66.0	17.0	16.0	16.5	17.0	17.5	50.5	116.5	11.	
10.	48	<b>LIENHER Maximilian</b> Kitzbueheler Ski Club-Tirol	AUT 30 JAN 1999	80.8	92.5	65.0	18.0	18.5	18.5	18.0	18.5	55.0	120.0	5.	233.5
				81.5	90.0	60.0	18.0	17.5	18.0	17.5	18.5	53.5	113.5	18.	
12.	25	<b>DIESS Martin</b> SC Bischofshofen-Salzburg	AUT 02 MAR 1997	80.6	91.0	62.0	18.0	18.0	17.5	17.5	18.0	53.5	115.5	11.	231.5
				80.9	92.0	64.0	17.5	16.5	17.0	18.0	17.5	52.0	116.0	12.	
13.	56	<b>HOFER Thomas</b> SV Innsbruck-Bergisel-Tirol	AUT 28 JAN 1996	81.1	89.0	58.0	17.5	17.5	17.5	17.5	18.5	52.5	110.5	16.	230.5
				81.4	93.0	66.0	18.0	18.0	18.0	18.0	18.5	54.0	120.0	7.	
14.	62	<b>STEINER Maximilian</b> WSV Bad Ischl-NTS-Oberoesterreich	AUT 04 MAY 1996	80.5	89.0	58.0	18.0	17.5	17.5	18.0	18.0	53.5	111.5	15.	229.5
				80.8	92.0	64.0	18.5	18.0	18.0	18.0	18.0	54.0	118.0	9.	
15.	64	<b>RUPITSCH Markus</b> KSG Klagenfurt-Kaernten	AUT 08 NOV 1997	81.2	90.5	61.0	18.0	18.5	18.5	18.5	18.5	55.5	116.5	9.	227.5
				81.1	89.0	58.0	18.0	17.0	17.5	17.5	18.0	53.0	111.0	19.	
16.	52	<b>JUSTIN Rok</b> SSD Stol Zirovnica	SLO 06 APR 1993	81.0	85.5	51.0	17.0	17.5	17.0	17.5	17.5	52.0	103.0	23.	225.0
				81.1	94.0	68.0	18.0	18.5	18.0	18.0	18.0	54.0	122.0	4.	
17.	38	<b>KUS Jan</b> SSK Ilirija	SLO 08 MAR 1998	81.2	88.5	57.0	16.5	17.0	17.0	17.5	17.5	51.5	108.5	19.	223.5
				81.1	91.5	63.0	18.0	16.5	17.5	17.0	17.5	52.0	115.0	15.	

data processing by **[ewoxx]**

visit [fis-ski.com](http://fis-ski.com) for official results

printed 25 FEB 2018, 11:34:39

Page 1 from 4





**FIS Cup**  
20th FIS Cup Competition  
Villach (AUT)



**NORMAL HILL INDIVIDUAL**

**SUN 25 FEB 2018**

**OFFICIAL RESULTS**

START: 09:57

END: 11:33

Rank	Bib	Name Club	Nation Birthdate	Speed		Dist	DP	A	B	C	D	E	JP	Round Points	Total	
18.	41	<b>SAMEC Matevz</b> SSK Ljubno BTC	SLO 20 AUG 1997	80.4	91.5	63.0	63.0	17.0	18.0	17.0	17.5	17.0	51.5	114.5	13.	216.5
				80.6	85.5			51.0	17.0	17.0	17.5	17.0		17.0	51.0	
18.	7	<b>BOGATAJ Tine</b> SSK Ilirija	SLO 11 MAY 1998	80.7	86.5	53.0	53.0	15.5	16.5	16.0	16.5	17.5	49.0	102.0	25.	216.5
				80.6	91.0			62.0	18.0	17.5	17.5	17.5		17.5	52.5	
20.	43	<b>SCHUBERT Johannes</b> Sg Nickelhuetten aue	GER 04 APR 1997	80.9	84.5	49.0	49.0	17.0	17.0	17.0	16.5	17.5	51.0	100.0	27.	215.5
				81.0	91.0			62.0	18.0	18.0	17.5	17.5		18.0	53.5	
21.	46	<b>PREVC Cene</b> Sk Triglav Kranj	SLO 12 MAR 1996	80.9	87.0	54.0	54.0	17.0	17.5	17.5	17.5	17.5	52.5	106.5	20.	214.0
				80.9	88.0			56.0	17.0	17.0	17.0	17.5		17.5	51.5	
22.	33	<b>RAINER Stefan</b>	AUT 15 AUG 1999	81.3	86.0	52.0	52.0	17.5	17.0	17.0	17.0	17.0	51.0	103.0	23.	212.5
				80.9	88.5			57.0	17.5	17.5	17.0	17.5		17.5	52.5	
23.	45	<b>HAHN Julian</b> SG Nickelhuetten Aue	GER 07 NOV 1997	80.4	83.5	47.0	47.0	16.5	17.0	17.0	17.0	17.0	51.0	98.0	28.	212.0
				80.6	90.0			60.0	18.0	18.0	18.0	18.0		17.5	54.0	
24.	55	<b>WAGNER Lukas</b> WSV 08 Lauscha	GER 07 MAR 1995	80.0	84.5	49.0	49.0	17.0	17.5	17.5	17.5	17.5	52.5	101.5	26.	209.5
				80.0	88.0			56.0	17.0	17.5	17.0	17.5		18.0	52.0	
25.	40	<b>KRAUS Marinus</b> WSV Oberaudorf	GER 13 FEB 1991	80.2	90.5	61.0	61.0	18.0	18.0	18.0	18.0	18.5	54.0	115.0	12.	209.0
				80.6	90.5			61.0	11.0	11.0	10.5	11.0		11.0	33.0	
26.	63	<b>MAYLAENDER Dominik</b> SC Degenfeld	GER 20 MAR 1995	81.3	89.5	59.0	59.0	18.0	17.5	17.5	18.0	17.0	53.0	112.0	14.	207.0
				81.1	92.0			64.0	11.0	10.5	10.5	10.0		10.0	31.0	
27.	10	<b>NIKOLAEV Konstantin</b> Start Permsky kraj	RUS 26 JUL 2000	80.4	83.0	46.0	46.0	16.5	17.0	16.5	16.5	16.5	49.5	95.5	30.	195.0
				80.3	85.0			50.0	16.5	16.5	16.5	17.0		16.5	49.5	
28.	24	<b>DZHAFAROV Zakhir</b>	RUS 01 OCT 1998	79.9	85.5	51.0	51.0	17.5	17.5	17.5	17.5	17.5	52.5	103.5	22.	188.0
				80.0	77.5			35.0	16.5	16.5	16.5	16.5		16.5	49.5	
29.	37	<b>TARMAN Rok</b> Nd Ratece planica	SLO 18 OCT 1997	80.8	88.5	57.0	57.0	17.5	18.0	17.5	17.5	18.0	53.0	110.0	17.	177.0
				80.9	73.5			27.0	13.5	13.5	13.0	14.0		13.0	40.0	
30.	15	<b>ZAMBELLI Gabriele</b> GS MONTE GINER	ITA 08 MAR 1999	80.3	83.0	46.0	46.0	16.0	17.0	16.5	17.0	16.5	50.0	96.0	29.	165.0
				80.3	71.5			23.0	15.0	15.5	15.5	15.0		16.0	46.0	

**Not qualified for final round**


31.	53	<b>KYTOESAHO Niko</b> Ounasvaaran Hiihtoseura	FIN 18 DEC 1999	80.8	82.0	44.0	44.0	16.5	16.5	16.5	17.0	17.0	50.0			94.0
32.	2	<b>WACKERNELL Julian</b> Sv Innsbruck-bergisel	AUT 21 JAN 2000	80.7	81.0	42.0	42.0	17.0	17.0	17.0	16.5	16.5	50.5			92.5
33.	42	<b>KOGLER Patrick</b> Kitzbueheler Ski Club-Tirol	AUT 19 APR 1997	80.9	81.0	42.0	42.0	16.5	17.0	16.5	17.0	16.5	50.0			92.0
34.	31	<b>VODUSEK Lovro</b> Ssk Ljubno btc	SLO 28 DEC 2000	80.7	81.5	43.0	43.0	16.0	16.0	16.0	16.5	16.0	48.0			91.0
35.	50	<b>REISENAUER Janni</b> TSU St. Veit-Salzburg	AUT 07 NOV 1997	80.7	80.5	41.0	41.0	16.5	16.5	16.5	16.5	17.5	49.5			90.5
35.	34	<b>VALTINER Noah</b> SV Schwarzach-Salzburg	AUT 10 MAY 1999	80.7	80.5	41.0	41.0	16.5	16.0	17.0	16.5	16.5	49.5			90.5
37.	30	<b>SELČER Radek</b> Tj Frenstat pod radhostem	CZE 10 AUG 2001	80.0	80.0	40.0	40.0	16.5	16.5	16.5	17.0	17.0	50.0			90.0

data processing by **[ewoxx]**

visit [fis-ski.com](http://fis-ski.com) for official results

printed 25 FEB 2018, 11:34:39

Page 2 from 4





**FIS Cup**  
20th FIS Cup Competition  
Villach (AUT)



**NORMAL HILL INDIVIDUAL**

**SUN 25 FEB 2018**

**OFFICIAL RESULTS**

START: 09:57

END: 11:33


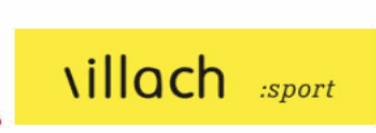
Rank	Bib	Name Club	Nation Birthdate	Speed	Dist	DP	A	B	C	D	E	JP	Round Points	Total
38.	35	<b>NIETZEL Justin</b> Sc Hinterzarten	<b>GER</b> 17 SEP 1997	80.6	79.5	39.0	16.0	16.0	16.5	16.5	16.5	49.0		<b>88.0</b>
39.	28	<b>KOTIK Kiril</b>	<b>RUS</b> 02 NOV 1998	80.1	79.5	39.0	15.0	16.0	16.5	16.5	16.0	48.5		<b>87.5</b>
39.	27	<b>VAVERKA Petr</b> Tj Frenstat pod radhostem	<b>CZE</b> 20 JUN 2003	80.6	79.5	39.0	16.0	16.0	16.5	16.5	16.0	48.5		<b>87.5</b>
41.	29	<b>LASOTA Damian</b> TJ Trinec	<b>CZE</b> 11 MAY 1997	80.6	78.0	36.0	16.0	16.0	16.5	16.5	16.5	49.0		<b>85.0</b>
42.	17	<b>MARCHUKOV Aleksandr</b> Sankt-Petersburg	<b>RUS</b> 08 OCT 2000	80.5	78.0	36.0	16.0	16.0	16.5	16.0	15.5	48.0		<b>84.0</b>
43.	51	<b>WINTER Paul</b> SC Willingen	<b>GER</b> 05 OCT 1997	80.9	77.0	34.0	16.0	16.5	16.5	17.0	16.5	49.5		<b>83.5</b>
43.	44	<b>BRADATSCH Sebastian</b> WSC 07 Ruhla	<b>GER</b> 08 MAY 1996	80.5	77.0	34.0	16.0	16.5	16.5	16.5	16.5	49.5		<b>83.5</b>
45.	3	<b>SCHMALNAUER Maximilian</b> WSV Bad Ischl-NTS-Oberoesterr	<b>AUT</b> 27 AUG 1998	80.4	77.0	34.0	16.0	16.5	16.0	16.5	16.0	48.5		<b>82.5</b>
46.	9	<b>HOLUB Benedikt</b> Tj Frenstat pod radhostem	<b>CZE</b> 02 OCT 2000	80.8	77.0	34.0	16.0	16.0	16.0	16.5	16.0	48.0		<b>82.0</b>
46.	1	<b>MITTENDORFER Florian</b> Nordicsteam Salzkammergut-O	<b>AUT</b> 23 SEP 1999	79.8	76.5	33.0	16.5	16.5	16.5	16.0	16.0	49.0		<b>82.0</b>
48.	36	<b>HAAGEN Philipp</b> ESV Muerzzuschlag-Steiermark	<b>AUT</b> 06 JUL 1999	80.9	75.5	31.0	16.0	16.0	15.5	16.0	16.0	48.0		<b>79.0</b>
49.	12	<b>LEE Juchan</b>	<b>KOR</b> 03 SEP 1996	80.1	74.5	29.0	16.0	16.0	16.5	16.5	16.0	48.5		<b>77.5</b>
50.	32	<b>KOS Lovro</b> SSK Ilirija	<b>SLO</b> 23 JUL 1999	80.4	75.0	30.0	15.0	15.5	15.5	16.0	15.5	46.5		<b>76.5</b>
51.	8	<b>SARKISIANI Artur</b> Bakuriani	<b>GEO</b> 29 AUG 1996	80.5	74.0	28.0	15.5	16.0	16.0	16.0	16.0	48.0		<b>76.0</b>
51.	5	<b>SAFONOV Gleb</b> Almaty Skiclub	<b>KAZ</b> 11 SEP 2001	81.0	74.0	28.0	16.0	16.0	16.0	16.0	15.5	48.0		<b>76.0</b>
53.	22	<b>BOLTON Sam</b>	<b>GBR</b> 09 DEC 2002	80.8	70.0	20.0	15.0	16.0	15.5	16.0	16.0	47.5		<b>67.5</b>
54.	13	<b>DEVYATKIN Nikita</b>	<b>KAZ</b> 03 APR 1999	79.3	70.0	20.0	15.5	15.5	15.5	16.0	15.5	46.5		<b>66.5</b>
55.	14	<b>TREMBLAY Stephane</b>	<b>CAN</b> 07 FEB 2003	79.8	69.0	18.0	15.5	16.0	15.5	16.0	15.5	47.0		<b>65.0</b>
55.	11	<b>AKHABADZE Sergey</b> Bakuriani	<b>GEO</b> 21 MAR 1995	80.6	69.5	19.0	14.5	15.5	15.5	15.5	15.0	46.0		<b>65.0</b>
57.	26	<b>MOERTH Francisco</b>	<b>AUT</b> 09 JUL 1999	80.7	67.0	14.0	15.5	15.0	16.0	15.5	15.5	46.5		<b>60.5</b>
58.	21	<b>MOLNAR Florian</b> Koszegi SE	<b>HUN</b> 14 MAR 2002	80.6	67.5	15.0	14.0	14.5	14.5	14.0	14.0	42.5		<b>57.5</b>

data processing by **[eWOXX]**

visit [fis-ski.com](http://fis-ski.com) for official results

printed 25 FEB 2018, 11:34:39

Page 3 from 4





**FIS Cup**  
20th FIS Cup Competition  
Villach (AUT)



**NORMAL HILL INDIVIDUAL**

**SUN 25 FEB 2018**

**OFFICIAL RESULTS**

START: 09:57

END: 11:33

Rank	Bib	Name Club	Nation Birthdate	Speed	Dist	DP	A	B	C	D	E	JP	Round Points	Total
59.	23	<b>RYDL Radek</b> Ski Klub Harrachov	<b>CZE</b> 15 JUL 2001	80.5	67.0	14.0	13.5	14.0	14.0	14.0	14.0	42.0		<b>56.0</b>
59.	19	<b>SI Jeongheon</b>	<b>KOR</b> 19 MAY 1994	80.6	67.0	14.0	14.0	14.5	14.5	13.5	13.5	42.0		<b>56.0</b>
61.	16	<b>SHUBITIDZE George</b> Bakuriani	<b>GEO</b> 17 AUG 1997	80.2	60.5	1.0	14.5	14.0	15.0	14.5	14.5	43.5		<b>44.5</b>
62.	18	<b>STRETCH Max</b>	<b>CAN</b> 25 MAR 2002	80.0	58.0	-4.0	15.0	13.5	14.5	14.5	15.0	44.0		<b>40.0</b>
63.	6	<b>GOBOZOVI Alan</b> Bakuriani	<b>GEO</b> 13 SEP 2004	79.0	52.5	-15.0	14.0	13.5	14.0	13.5	14.0	41.5		<b>26.5</b>
64.	4	<b>KADYROV Ilshat</b> Almaty Ski Club	<b>KAZ</b> 03 MAY 2004	79.1	53.5	-13.0	12.5	13.0	13.0	13.0	13.0	39.0		<b>26.0</b>

**Disqualified**

Bib	Name	Reason
20	KRAVTSOV Sergey	SCE1 Ski

**Weather Information**

	Weather	Snow [°C]	Air [°C]	Humidity [%]	Wind [m/s]		
					Min	Avg	Max
1st round	sunny	-8	-6	57	0.0	0.0	0.0
2nd round	sunny	-8	-5	57	0.0	0.0	0.0

**Statistics**

	Gate	Athletes	Falls	Distance [m]			Speed [km/h]			Competitors/Nations		
				Min	Avg	Max	Min	Avg	Max	Entries	Started	Results
1st round	3	64	0	52.5	80.6	98.0	79.0	80.5	81.6	65/13	65/13	64/13
2nd round	3	30	2	71.5	89.5	98.0	80.0	80.8	81.5	30/5	30/5	30/5

**TD**  
Wolf Stefan, AUT

**Chief of Competition**  
Ortner Dietmar, AUT

