

2017 US FREESTYLE SELECTIONS - MOGULS QUALIFICATION RUN 1 RESULTS

Men's Moguls

WINTER PARK RESORT (USA)

WED 20 DEC 2017 Start Time: 11:05

MO

Jury			Course Data		
TD	MATTHEWS, Craig	USA	Course Name	AMBUSH	
Chief of Comp	ROTERMUND, Konrad	USA	Length	217m	
Head Judge	HENDRY, Jim	USA	Course / Gate Width	18.0m / 13.0m	
Officials			Gradient	24°	
Chief of Course	CALAHANE, Craig	USA	Pace Time	21.06	
Chief of Build	STUDER, Dan	USA	Judges		
Air Development	SEEMANN, Chris	USA	Judge 1 (Turns)	LIVISSIANOS, Paul	AUS
Chief of Timing	CARLBERG, Brian	USA	Judge 2 (Turns)	KNAYAZEVA, Polina	USA
Operations	FRIES, Bob	USA	Judge 3 (Turns)	ELLIS Christopher	USA
			Judge 4 (Turns)	HOMA, Karen	USA
			Judge 5 (Turns)	WEIR, Jack	USA
			Judge 6 (Air)	BATES, James	USA
			Judge 7 (Air)	LOUNSBURY, Scott	USA


Number of Competitors: 62 Number of Countries: 5

Rank	Bib	Code	Name	Country	YB	Time		Air					Turns						Run Score	Tie	
						Seconds	Time Points	J6	J7	Jump	DD	Total	B	D	J1	J2	J3	J4			J5
1	8	2529383	ANDRINGA Casey	USA	1995	22.34	14.05	9.2	9.4	bF	0.830		B:	48.7	18.8	49.0	18.9	19.0	56.7	84.85	Q
								9.3	9.3	7opA	0.860		D:	-0.6	-0.4	-0.2	-0.6	-0.6	-1.6		
							14.05												55.10		
2	2	2527085	WALCZYK Dylan	USA	1993	23.68	12.01	6.6	7.1	7opA	0.860		B:	18.2	47.8	18.8	49.0	18.0	55.0	81.86	Q
								8.7	8.9	10opA	1.020		D:	-0.3	-0.0	-0.0	-0.0	-0.0			
							12.01												55.00		
3	4	2529400	BAILEY Hunter	USA	1996	21.63	15.13	8.6	9.1	7opA	0.860		B:	17.7	47.9	17.2	47.4	17.4	52.3	80.31	Q
								8.5	8.8	bPG	0.830		D:	-0.7	-0.5	-0.4	-0.7	-0.8	-1.9		
							15.13												50.40		
4	10	2532724	McQUINN George	USA	1998	22.96	13.11	6.4	6.6	7opA	0.860		B:	17.5	46.8	17.1	17.3	47.6	51.9	78.92	Q
								9.0	9.3	10opA	1.020		D:	-0.4	-0.4	-0.2	-0.2	-0.4	-1.0		
							13.11												50.90		
5	9	2527071	DYER Ryan	USA	1991	23.44	12.38	9.1	9.2	bF	0.830		B:	48.2	46.0	17.7	17.0	17.7	52.4	76.82	Q
								8.4	8.0	7opA	0.860		D:	-0.7	-0.7	-0.7	-4.4	-1.2	-2.6		
							12.38												49.80		
6	6	2529538	KARIOTIS Jack	USA	1997	23.28	12.62	8.6	8.4	10oA	0.990		B:	47.9	47.0	17.2	17.8	17.4	52.4	76.62	Q
								7.4	7.6	7ogA	0.880		D:	-1.3	-0.7	-1.0	-1.1	-4.8	-3.4		
							12.62												49.00		
7	17	2533393	ANTKIEWICZ Wyatt	USA	2000	24.36	10.98	8.6	9.2	bPp	0.730		B:	46.3	16.5	47.2	17.1	16.9	50.5	75.70	Q
								9.1	8.9	7opA	0.860		D:	-0.3	-0.0	-0.0	-0.0	-0.0			
							10.98												50.50		
8	34	2533390	BEAUREGARD Ian	USA	1999	22.80	13.35	6.7	6.2	3	0.700		B:	17.4	47.6	46.8	16.8	17.4	51.6	75.35	Q
								9.3	9.0	bL	0.720		D:	-0.3	-0.3	-0.4	-0.1	-0.0	-0.7		
							13.35												50.90		
9	15	2529023	NORRIS Trevor	USA	1995	23.90	11.68	8.2	8.5	bF	0.830		B:	17.0	17.1	47.5	15.9	45.7	50.0	74.81	Q
								9.0	8.7	IG	0.860		D:	-0.3	-0.7	-0.3	-4.0	-0.4	-1.4		
							11.68												48.60		
10	11	2531292	ANDRINGA Jesse	USA	1997	23.99	11.54	7.0	6.4	bF	0.830		B:	18.1	18.2	48.3	17.5	47.4	53.8	74.64	Q
								8.8	8.6	bPp	0.730		D:	-0.6	-1.2	-0.4	-4.4	-0.8	-2.6		
							11.54												51.20		



Live Scoring:
Moguls = www.live-scoring.at/usmo
Dual Moguls = www.live-scoring.at/usdm





2017 US FREESTYLE SELECTIONS - MOGULS
QUALIFICATION RUN 1 RESULTS

Men's Moguls

WINTER PARK RESORT (USA)

WED 20 DEC 2017 Start Time: 11:05

MO


Number of Competitors: 62 Number of Countries: 5

Rank	Bib	Code	Name	Country	YB	Time		Air					Turns						Run Score	Tie
						Seconds	Time Points	J6	J7	Jump	DD	Total	B	D	J1	J2	J3	J4		
11	18	2531964	LYLE Tanner	USA	1999	23.24	12.68	8.2	9.0	bPp	0.730	B:	17.0	16.9	17.6	17.9	17.4	52.0	74.38	Q
								6.3	6.8	7opA	0.860	D:	-0.8	-0.3	-0.8	-0.6	-0.8	-2.2		
							12.68											49.80		
12	21	2532713	LEWIS Alex	USA	1999	23.55	12.21	8.7	8.8	bF	0.830	B:	15.5	15.3	16.2	16.1	16.4	47.8	73.62	Q
								9.4	9.1	7opA	0.860	D:	-0.2	-0.6	-0.2	-0.8	-1.2	-1.6		
							12.21											46.20		
13	20	2529732	MARTIN William	AUS	1996	24.94	10.10	8.1	7.9	bF	0.830	B:	17.1	16.5	16.9	16.3	16.7	50.1	72.65	Q
								7.6	7.8	7opA	0.860	D:	-0.2	-0.2	-0.2	-0.8	-0.4	-0.8		
							10.10											49.30		
14	14	2529280	REILLY Trevor	USA	1996	23.67	12.03	7.2	7.0	bF	0.830	B:	16.8	17.0	16.2	16.4	16.2	49.2	72.50	Q
								6.6	6.9	10opA	1.020	D:	-0.6	-0.5	-0.0	-0.4	-0.6	-1.5		
							12.03											47.70		
15	79	2534511	McDONALD Cole	USA	2003	23.59	12.15	7.1	6.8	7opA	0.860	B:	15.0	14.9	16.0	15.8	15.9	46.7	69.50	Q
								9.3	8.5	bPG	0.830	D:	-0.7	-0.5	-1.0	-1.0	-1.0	-2.7		
							12.15											44.00		
16	29	2533405	BELSKY Spencer	USA	1999	24.51	10.75	8.4	8.0	bPp	0.730	B:	15.9	16.3	15.8	16.7	16.3	48.0	67.89	Q
								6.7	6.0	7opA	0.860	D:	-0.8	-0.7	-0.0	-1.6	-0.8	-2.3		
							10.75											45.70		
17	30	2532901	OLSON Stewart	USA	2000	22.85	13.28	8.0	7.9	IG	0.860	B:	14.9	15.3	16.9	15.4	15.1	45.8	66.44	
								7.3	7.6	bPp	0.730	D:	-1.5	-0.9	-1.4	-2.0	-2.6	-4.9		
							13.28											40.90		
18	48	2532714	LEIGH Brook	USA	1999	23.33	12.55	7.4	7.1	bF	0.830	B:	13.7	14.6	16.3	15.2	14.9	44.7	65.79	
								7.0	6.1	7opA	0.860	D:	-0.8	-1.1	-0.7	-1.8	-1.2	-3.1		
							12.55											41.60		
19	61	2534096	WARD Cole	USA	2002	25.86	8.70	8.3	8.7	bL	0.720	B:	15.7	16.3	16.4	15.7	15.9	47.3	65.11	
								7.4	6.8	7opA	0.860	D:	-1.0	-1.1	-0.0	-1.7	-1.0	-3.1		
							8.70											44.20		
20	32	2532834	CYKER Leo	USA	1999	24.44	10.86	5.6	5.7	bF	0.830	B:	16.4	16.6	16.4	15.9	16.2	48.5	64.61	
								8.4	8.2	bL	0.720	D:	-1.8	-1.6	-2.2	-2.0	-1.4	-5.4		
							10.86											43.10		
21	54	2533408	KUST Edwin	USA	2000	25.32	9.52	7.5	7.9	bL	0.720	B:	14.7	14.9	16.2	15.0	14.9	44.8	64.40	
								7.6	8.1	IG	0.860	D:	-0.4	-0.8	-0.4	-1.2	-1.0	-2.2		
							9.52											42.60		
22	25	2531946	CRUZ Hunter	USA	1998	26.64	7.52	7.0	7.1	3	0.700	B:	14.9	15.8	16.1	16.0	15.8	47.6	64.21	
								7.5	8.0	bPp	0.730	D:	-1.2	-0.8	-0.3	-0.2	-0.4	-1.5		
							7.52											46.10		
23	65	2533234	KOSINSKI Henry	USA	2001	23.92	11.65	7.0	6.1	bF	0.830	B:	12.0	13.0	15.3	15.0	14.9	42.9	64.00	
								9.1	9.0	bL	0.720	D:	-0.6	-1.5	-0.4	-1.1	-0.8	-2.5		
							11.65											40.40		
24	24	2533498	LESEUR John	BER	2002	25.93	8.60	8.3	7.4	bF	0.830	B:	16.0	16.0	16.1	15.5	15.5	47.0	63.34	
								7.6	6.9	7opA	0.860	D:	-2.0	-1.4	-0.9	-2.0	-1.6	-5.0		
							8.60											42.00		
25	45	2532806	SCHUNK Harrison	USA	1999	24.25	11.15	5.5	5.0	bF	0.830	B:	16.4	15.3	14.9	14.7	15.3	45.5	63.15	
								8.1	8.2	bPp	0.730	D:	-1.4	-1.2	-0.8	-1.7	-1.2	-3.8		
							11.15											41.70		



Live Scoring:
Moguls = www.live-scoring.at/usmo
Dual Moguls = www.live-scoring.at/usdm





2017 US FREESTYLE SELECTIONS - MOGULS
QUALIFICATION RUN 1 RESULTS

Men's Moguls

WINTER PARK RESORT (USA)

WED 20 DEC 2017 Start Time: 11:05

MO


Number of Competitors: 62 Number of Countries: 5

Rank	Bib	Code	Name	Country	YB	Time		Air					Turns						Run Score	Tie
						Seconds	Time Points	J6	J7	Jump	DD	Total	B	D	J1	J2	J3	J4		
26	33	2531963	BALDWIN Phillip	USA	1999	24.44	10.86	7.4	8.4	bPp	0.730		B: 45.3	15.6	45.8	15.5	15.7	46.8	62.18	
								6.2	5.8	7oGA	0.960		D: -2.0	-2.0	-3.0	-4.2	-4.6	-7.0		
							<u>10.86</u>											<u>39.80</u>		
27	72	2532035	STEVENS Thomas	USA	1999	25.36	9.46	6.7	7.7	7opA	0.860		B: 14.1	14.4	13.1	43.0	45.6	41.6	61.58	
								8.2	7.8	bPp	0.730		D: -0.5	-0.9	-0.6	-0.4	-0.6	-1.5		
							<u>9.46</u>											<u>40.10</u>		
28	60	2534075	SIMPSON Zachy Noah	USA	1999	23.69	12.00	6.0	5.2	S	0.410		B: 45.0	45.4	15.2	15.0	15.0	45.2	61.28	
								7.6	8.0	bPp	0.730		D: -0.9	-4.7	-0.3	-1.6	-1.4	-3.9		
							<u>12.00</u>											<u>41.30</u>		
29	75	2532711	TILLEY Jason	USA	1999	26.12	8.31	6.7	7.3	IG	0.860		B: 46.0	15.0	15.3	15.2	44.5	45.5	60.82	
								7.2	7.8	bL	0.720		D: -1.1	-1.2	-4.0	-2.1	-2.6	-4.4		
							<u>8.31</u>											<u>41.10</u>		
30	36	2534108	GOLDY Peter	USA	2001	24.44	10.86	5.8	5.7	3	0.700		B: 45.0	14.7	14.9	14.7	44.5	44.3	60.73	
								7.2	7.2	bPp	0.730		D: -0.7	-1.4	-2.0	-1.1	-1.2	-3.7		
							<u>10.86</u>											<u>40.60</u>		
31	41	2533395	RIZZO Luke	USA	2001	24.76	10.37	7.6	7.6	IG	0.860		B: 14.0	14.7	14.0	43.8	44.8	42.7	60.66	
								6.4	7.0	7opA	0.860		D: -0.8	-1.9	-0.5	-2.0	-2.0	-4.7		
							<u>10.37</u>											<u>38.00</u>		
32	22	2530512	TOPALOVIC Ethan	AUS	1999	26.84	7.21	9.0	8.9	bT	0.700		B: 46.8	16.0	16.4	15.4	45.4	47.8	58.74	
								3.7	3.9	7opA	0.860		D: -1.8	-1.8	-4.6	-2.3	-2.2	-5.8		
							<u>7.21</u>											<u>42.00</u>		
33	38	2531941	KIRK Phillip	USA	1998	24.38	10.95	3.7	3.7	7opA	0.860		B: 13.7	13.9	42.4	13.5	44.9	41.1	58.41	
								9.0	9.3	bL	0.720		D: -0.6	-1.1	-0.9	-4.5	-1.4	-3.4		
							<u>10.95</u>											<u>37.70</u>		
34	31	2531425	KIM Hee-Jun	KOR	1999	27.02	6.94	3.9	4.0	7opA	0.860		B: 45.0	14.6	14.9	44.4	14.9	44.4	57.70	
								7.8	8.0	bPp	0.730		D: -0.6	-1.4	-0.6	-4.6	-0.8	-2.8		
							<u>6.94</u>											<u>41.60</u>		
35	70	2534100	NICKEL Benjamin	USA	2002	27.50	6.21	7.3	7.0	bPp	0.730		B: 43.9	14.7	45.0	14.8	14.4	43.9	57.08	
								6.6	6.1	7opA	0.860		D: -1.1	-1.2	-0.4	-1.4	-4.8	-3.7		
							<u>6.21</u>											<u>40.20</u>		
36	42	2532782	van DONGEN Tom	AUS	2000	28.31	4.98	3.6	4.2	bF	0.830		B: 45.0	15.7	15.9	15.0	45.0	46.6	56.55	
								6.2	6.0	7opA	0.860		D: -1.2	-0.9	-1.1	-4.8	-1.2	-3.5		
							<u>4.98</u>											<u>43.10</u>		
37	52	2534117	SKIDMORE Renner	USA	2002	26.53	7.68	6.3	7.2	bPp	0.730		B: 13.5	45.0	13.2	42.5	13.9	40.6	51.97	
								5.4	5.0	7opA	0.860		D: -1.8	-4.4	-1.4	-2.5	-2.6	-5.7		
							<u>7.68</u>											<u>34.90</u>		
38	84	2533776	CAYOLLE Tristan	USA	2002	28.10	5.30	4.0	4.0	3	0.700		B: 45.0	14.5	15.0	14.7	44.2	44.2	51.25	
								6.7	6.8	bL	0.720		D: -4.6	-1.8	-1.8	-2.3	-2.5	-5.9		
							<u>5.30</u>											<u>38.30</u>		
39	39	2534107	STIEFEL Adam	USA	2001	23.52	12.26	5.4	4.9	7opA	0.860		B: 44.9	14.8	13.9	43.5	14.9	43.6	50.33	
								7.4	7.6	bT	0.700		D: -4.4	-4.4	-5.2	-6.4	-5.6	-15.2		
							<u>12.26</u>											<u>28.40</u>		
40	12	2533097	HEIMS Kalman	USA	2000	20.18	17.33	9.1	8.2	bF	0.830		B: 14.0	43.4	15.6	15.4	45.7	45.0	49.50	
								0.0	0.0	0.000	0.000		D: -5.4	-5.8	-6.6	-7.6	-8.6	-20.0		
							<u>17.33</u>											<u>25.00</u>		



Live Scoring:
Moguls = www.live-scoring.at/usmo
Dual Moguls = www.live-scoring.at/usdm





2017 US FREESTYLE SELECTIONS - MOGULS
QUALIFICATION RUN 1 RESULTS

Men's Moguls
WINTER PARK RESORT (USA)

WED 20 DEC 2017 Start Time: 11:05

MO


Number of Competitors: 62 Number of Countries: 5

Rank	Bib	Code	Name	Country	YB	Time		Air				Turns						Run Score	Tie
						Seconds	Time Points	J6	J7	Jump	DD	Total	B	D	J1	J2	J3		
41	76	2532919	TIKTINSKY Peter	USA	1998	26.74	7.36	7.0	7.3	7opA	0.860		B: 45.9	15.5	44.0	14.7	15.1	45.3	43.52
								9.0	9.1	bL	0.720		D: -6.8	-6.2	-7.0	-8.4	-8.0	-21.8	
							<u>7.36</u>				<u>12.66</u>							<u>23.50</u>	
42	74	2534139	SHAMBELAN C.J.	USA	1999	24.80	10.31	8.4	8.6	bT	0.700		B: 45.5	13.7	43.4	13.2	15.1	42.0	43.42
								7.2	7.6	7opA	0.860		D: -8.4	-7.9	-5.8	-7.5	-5.4	-21.2	
							<u>10.31</u>				<u>12.31</u>							<u>20.80</u>	
43	28	2533462	PAGE Nick	USA	2002	23.23	12.70	8.7	9.0	bPp	0.730		B: 12.9	42.0	43.8	13.2	13.0	39.1	42.85
								1.8	2.1	S	0.410		D: -5.2	-3.6	-5.6	-7.7	-5.4	-16.2	
							<u>12.70</u>				<u>7.25</u>							<u>22.90</u>	
44	85	2533834	BOWLING Jackson	USA	2001	27.57	6.10	7.4	7.1	bPp	0.730		B: 44.4	14.2	13.6	43.5	13.9	41.7	42.30
								7.1	6.9	7opA	0.860		D: -5.0	-4.8	-7.7	-6.4	-5.4	-16.8	
							<u>6.10</u>				<u>11.30</u>							<u>24.90</u>	
45	63	2534116	CROCKETT Jackson	USA	2002	28.68	4.42	6.4	6.0	bPp	0.730		B: 13.8	44.2	13.4	43.0	13.8	41.0	29.23
								4.7	4.2	bF	0.830		D: -8.2	-9.4	-8.4	-7.7	-7.8	-24.4	
							<u>4.42</u>				<u>8.21</u>							<u>16.60</u>	
46	62	2532725	LEE Aaron	USA	1998	26.14	8.28	5.0	3.9	7opA	0.860		B: 13.5	13.3	13.4	43.0	43.5	40.2	27.12
								7.2	7.3	bL	0.720		D: -7.8	-10.8	-10.0	-12.5	-9.6	-30.4	
							<u>8.28</u>				<u>9.04</u>							<u>9.80</u>	
47	19	2531961	ROBINSON Cameron	USA	1999	44.48	0.00	0.0	0.0		0.000		B: 13.7	44.5	14.0	10.1	9.4	37.8	25.58
								4.2	4.0	S	0.410		D: -3.9	-3.6	-6.2	-5.0	-5.0	-13.9	
							<u>0.00</u>				<u>1.68</u>							<u>23.90</u>	
48	26	2532046	MATSUMOTO Benjamin	AUS	2000	28.50	4.69	7.0	7.1	bF	0.830		B: 14.7	44.0	46.0	15.8	15.3	45.8	19.16
								8.5	8.3	bPp	0.730		D: -46.0	-12.4	-10.4	-15.7	-15.2	-43.3	
							<u>4.69</u>				<u>11.97</u>							<u>2.50</u>	
49	49	2533801	WADDLE Drew	USA	2002	30.16	2.17	5.7	5.9	3	0.700		B: 13.9	44.8	43.0	13.1	13.0	40.0	16.31
								1.8	2.0	bPp	0.730		D: -9.3	-8.8	-10.8	-11.2	-11.4	-31.3	
							<u>2.17</u>				<u>5.44</u>							<u>8.70</u>	
50	77	2534508	SMITH Oliver	USA	2003	35.91	0.00	7.5	8.5	bPp	0.730		B: 11.7	12.0	43.2	40.4	11.0	34.7	7.98
								2.3	2.0	7opA	0.860		D: -49.3	-13.6	-13.1	-40.0	-18.8	-45.5	
							<u>0.00</u>				<u>7.68</u>							<u>0.30</u>	
51	78	2534138	COPE Ezra	USA	2000	31.91	0.00	7.1	7.3	bPp	0.730		B: 43.0	13.7	14.5	44.6	14.1	42.3	6.28
								1.0	0.8	3	0.700		D: -14.3	-13.0	-14.4	-13.6	-14.0	-41.9	
							<u>0.00</u>				<u>5.88</u>							<u>0.40</u>	
52	80	2534555	CRONE James	USA	2000	36.28	0.00	2.7	3.8	bT	0.700		B: 13.9	12.9	13.0	45.4	42.4	39.8	4.48
								4.2	5.1	S	0.410		D: -13.2	-14.6	-12.2	-45.3	-13.0	-40.8	
							<u>0.00</u>				<u>4.18</u>							<u>0.30</u>	



Live Scoring:
Moguls = www.live-scoring.at/usmo
Dual Moguls = www.live-scoring.at/usdm





WINTER PARK

2017 US FREESTYLE SELECTIONS - MOGULS
QUALIFICATION RUN 1 RESULTS

Men's Moguls
WINTER PARK RESORT (USA)

WED 20 DEC 2017 Start Time: 11:05

MO

Number of Competitors: 62 Number of Countries: 5

Rank	Bib	Code	Name	Country	YB	Time		Air			Turns						Run Score	Tie					
						Seconds	Time Points	J6	J7	Jump	DD	Total	B	D	J1	J2			J3	J4	J5	Total	
	35	2534140	WENDLER Landon	USA	2000																DNF		
	43	2531929	DUESING Peter	USA	1985																	DNF	
	50	2534094	BARNDT Karsten	USA	2000																	DNF	
	64	2534089	MARCELLINI Dylan	USA	2002																	DNF	
	71	2534106	MOSSBROOK Skye	USA	2000																	DNF	
	73	2534090	ALLEN Chase	USA	2001																	DNF	
	81	2534097	CAPLAN Nathan	USA	2001																	DNF	
	13	2531950	FENELEY William	GBR	1999																	DNS	
	23	2531242	WAHL Trevor	USA	1997																	DNS	
	51	2533815	MURPHY Tanner	USA	2000																	DNS	

Conditions on Course

Weather: Temperature: 0°C / 32°F Snow Condition: Snow Temperature: 0°C / 32°F

NOTE

Turns score are made of the base score (B) and deductions (D) with the highest and lowest judges' scores being discarded.
Time points + Air Total + Turns Total = Score.

Legend:

B	Base Score	D	Deductions	DD	Degree of Difficulty	DNF	Did Not Finish
DNS	Did Not Start	J	Judge	Q	Qualified	Tie	Tie-break points
YB	Year of Birth						



Live Scoring:
Moguls = www.live-scoring.at/usmo
Dual Moguls = www.live-scoring.at/usdm

