

**2017 US FREESTYLE SELECTIONS - MOGULS
QUALIFICATION RUN 1 RESULTS**

Ladies' Moguls

WINTER PARK RESORT (USA)

WED 20 DEC 2017 Start Time: 08:50

MO

Jury			Course Data		
TD	MATTHEWS, Craig	USA	Course Name	AMBUSH	
Chief of Comp	ROTERMUND, Konrad	USA	Length	217m	
Head Judge	HENDRY, Jim	USA	Course / Gate Width	18.0m / 13.0m	
Officials			Gradient	24°	
Chief of Course	CALAHANE, Craig	USA	Pace Time	24.65	
Chief of Build	STUDER, Dan	USA	Judges		
Air Development	SEEMANN, Chris	USA	Judge 1 (Turns)	LIVISSIANOS, Paul	AUS
Chief of Timing	CARLBERG, Brian	USA	Judge 2 (Turns)	KNAYAZEVA, Polina	USA
Operations	FRIES, Bob	USA	Judge 3 (Turns)	ELLIS Christopher	USA
			Judge 4 (Turns)	HOMA, Karen	USA
			Judge 5 (Turns)	WEIR, Jack	USA
			Judge 6 (Air)	BATES, James	USA
			Judge 7 (Air)	LOUNSBURY, Scott	USA


Number of Competitors: 50 Number of Countries: 4

Rank	Bib	Code	Name	Country	YB	Time		Air					Turns						Run Score	Tie
						Seconds	Time Points	J6	J7	Jump	DD	Total	B	D	J1	J2	J3	J4		
1	5	2529074	SHIMKO Avital	USA	1996	26.72	13.31	6.2	6.4	3	0.800		B: 48.4	18.2	48.3	18.2	18.2	54.6	79.34	Q
								8.4	7.7	bL	0.820		D: -0.0	-0.2	-0.0	-0.2	-0.0	-0.2		
							<u>13.31</u>				<u>11.63</u>							<u>54.40</u>		
2	10	2485203	KLOSER Heidi	USA	1992	27.38	12.45	7.3	7.6	bPp	0.830		B: 17.0	46.6	48.4	17.5	17.1	51.6	77.22	Q
								7.7	7.0	bF	0.980		D: -0.3	-0.0	-0.0	-0.2	-0.0	-0.2		
							<u>12.45</u>				<u>13.37</u>							<u>51.40</u>		
3	82	2528114	KARIOTIS Ali	USA	1995	26.26	13.90	8.0	8.0	3	0.800		B: 16.8	16.9	17.0	47.4	46.3	50.7	76.10	Q
								8.4	8.0	bPp	0.830		D: -0.6	-0.7	-0.2	-0.4	-4.4	-1.7		
							<u>13.90</u>				<u>13.20</u>							<u>49.00</u>		
4	12	2531283	RYAN Maggie	USA	1998	27.16	12.74	7.8	8.1	3	0.800		B: 46.0	16.1	48.0	17.2	17.2	50.5	75.06	Q
								8.8	8.6	bT	0.800		D: -0.7	-4.4	-0.2	-0.4	-0.4	-1.5		
							<u>12.74</u>				<u>13.32</u>							<u>49.00</u>		
5	8	2531373	SOAR Hannah	USA	1999	26.45	13.66	5.7	5.7	S	0.510		B: 16.9	47.4	17.0	17.0	46.4	50.9	72.23	Q
								6.5	6.7	bPp	0.830		D: -0.0	-0.6	-0.2	-0.1	-0.4	-0.7		
							<u>13.66</u>				<u>8.37</u>							<u>50.20</u>		
6	7	2529403	O CONNELL Elizabeth	USA	1996	26.42	13.70	5.2	6.0	3	0.800		B: 44.9	16.4	46.7	16.3	16.6	49.3	71.41	Q
								7.7	8.0	bL	0.820		D: -0.8	-0.7	-0.4	-4.4	-1.0	-2.5		
							<u>13.70</u>				<u>10.91</u>							<u>46.80</u>		
7	14	2532231	FISHER Gabriella	USA	2000	27.28	12.58	6.6	6.4	3	0.800		B: 46.8	16.6	16.3	16.8	45.6	49.7	71.04	Q
								7.8	7.3	fT	0.830		D: -0.7	-0.8	-0.8	-1.1	-4.4	-2.7		
							<u>12.58</u>				<u>11.46</u>							<u>47.00</u>		
8	60	2534493	RADWAY Kenzie	USA	2003	26.85	13.14	5.5	5.7	3	0.800		B: 47.2	16.6	46.4	16.8	17.0	50.4	71.00	Q
								5.7	6.0	bT	0.800		D: -1.0	-0.5	-0.6	-0.2	-0.6	-1.7		
							<u>13.14</u>				<u>9.16</u>							<u>48.70</u>		
9	16	2532844	HOGG Madison	USA	2001	26.64	13.41	6.8	7.3	bT	0.800		B: 44.3	14.7	15.4	46.0	16.0	46.1	69.09	Q
								7.8	7.0	fT	0.830		D: -0.8	-4.4	-1.0	-0.3	-0.4	-2.2		
							<u>13.41</u>				<u>11.78</u>							<u>43.90</u>		
10	2	2533112	MICKEL Trudy	USA	2001	28.23	11.35	5.3	6.0	3	0.800		B: 46.2	15.7	16.1	16.0	45.7	47.8	67.07	Q
								6.1	6.4	bT	0.800		D: -0.4	-0.6	-4.0	-0.2	-0.6	-1.6		
							<u>11.35</u>				<u>9.52</u>							<u>46.20</u>		



Live Scoring:
Moguls = www.live-scoring.at/usmo
Dual Moguls = www.live-scoring.at/usdm





2017 US FREESTYLE SELECTIONS - MOGULS
QUALIFICATION RUN 1 RESULTS

Ladies' Moguls

WINTER PARK RESORT (USA)

WED 20 DEC 2017 Start Time: 08:50

MO


Number of Competitors: 50 Number of Countries: 4

Rank	Bib	Code	Name	Country	YB	Time		Air					Turns						Run Score	Tie
						Seconds	Time Points	J6	J7	Jump	DD	Total	B	D	J1	J2	J3	J4		
11	35	2533407	HILGERT Lauren	USA	2000	26.66	13.39	5.6	5.9	3	0.800		B:	15.7	15.6	15.9	15.6	47.2	66.11	Q
								4.4	4.9	TS	0.630		D:	-0.5	-0.8	-0.2	-0.7	-4.0		
							13.39											45.20		
12	137	2531939	NUNN Skyler	GBR	1999	27.52	12.27	6.8	7.0	3	0.800		B:	14.3	14.5	15.0	15.1	46.8	65.60	Q
								6.0	5.0	bL	0.820		D:	-0.5	-0.4	-0.7	-0.3	-0.4		
							12.27											43.30		
13	3	2528498	JENSON Alex	USA	1995	27.64	12.11	3.7	3.3	bF	0.980		B:	15.4	15.8	16.3	16.0	47.6	65.01	Q
								7.6	8.2	bL	0.820		D:	-4.2	-4.8	-1.2	-1.8	-1.6		
							12.11											43.00		
14	13	2529734	TUDHOPE Phoebe	AUS	1997	29.78	9.34	4.6	5.0	3	0.800		B:	16.5	15.1	16.9	16.9	48.5	64.79	Q
								7.7	6.8	bPp	0.830		D:	-0.8	-1.1	-0.6	-1.0	-4.2		
							9.34											45.60		
15	67	2534195	SZABO Emily	USA	2003	28.42	11.10	7.8	8.0	bPp	0.830		B:	15.0	15.6	16.9	16.8	48.0	63.18	Q
								3.5	3.3	7opA	1.010		D:	-2.9	-4.5	-2.2	-2.0	-1.7		
							11.10											42.10		
16	65	2534251	HOGG Kasey	USA	2003	28.63	10.83	4.5	4.6	3	0.800		B:	15.5	15.5	16.0	16.4	47.0	62.28	Q
								7.3	6.9	bL	0.820		D:	-2.0	-4.3	-1.6	-1.4	-2.4		
							10.83											42.00		
17	22	2532720	WARE Tori	USA	2000	28.69	10.75	4.4	4.6	3	0.800		B:	16.2	15.3	15.1	16.0	45.7	62.15	Q
								8.3	8.1	bPp	0.830		D:	-1.8	-1.6	-4.2	-1.3	-2.2		
							10.75											41.00		
18	31	2532966	EVERINGHAM Maddison	AUS	2001	30.96	7.80	4.2	4.3	3	0.800		B:	15.5	15.0	16.6	15.3	45.9	60.96	Q
								7.5	6.9	bT	0.800		D:	-0.7	-0.4	-0.6	-0.8	-0.6		
							7.80											44.00		
19	146	2534545	LARGE Tegan	USA	2003	29.43	9.79	6.5	6.6	3	0.800		B:	14.7	15.0	16.4	16.6	46.1	60.39	Q
								5.2	5.7	bT	0.800		D:	-4.9	-1.4	-4.0	-1.9	-1.8		
							9.79											41.00		
20	33	2534086	CASS Sabrina	USA	2002	29.46	9.75	4.3	3.6	3	0.800		B:	15.0	14.8	14.8	15.0	44.8	58.79	Q
								5.0	4.7	bT	0.800		D:	-0.7	-0.9	-4.4	-1.2	-0.4		
							9.75											42.00		
21	15	2532047	STEWART Georgia	AUS	2000	28.88	10.50	3.6	3.7	3	0.800		B:	16.0	15.5	16.4	16.0	47.5	58.18	Q
								4.0	4.1	bPp	0.830		D:	-4.8	-2.2	-2.0	-1.9	-2.2		
							10.50											41.40		
22	21	2529373	SHAVER Morgan	USA	1995	31.02	7.73	4.6	5.3	3	0.800		B:	15.0	14.6	15.6	14.9	44.6	57.11	Q
								5.6	5.2	bT	0.800		D:	-0.6	-1.5	-0.6	-1.4	-4.6		
							7.73											41.10		
23	23	2533418	CROTTY Lexi	USA	2000	27.71	12.02	6.4	5.9	3	0.800		B:	12.7	14.5	14.8	14.0	43.3	56.58	Q
								7.1	6.5	bPp	0.830		D:	-3.1	-4.0	-3.0	-3.2	-4.8		
							12.02											34.00		
24	32	2534113	ROBINSON Sofia	USA	2001	28.99	10.36	4.0	3.9	3	0.800		B:	14.7	14.9	14.7	14.9	44.5	56.22	Q
								5.7	5.7	S	0.510		D:	-1.6	-2.0	-1.5	-4.4	-1.6		
							10.36											39.80		
25	138	2530097	RAMSAUER Katharina	AUT	1995	30.79	8.02	4.3	4.6	TS	0.630		B:	14.3	14.6	15.6	13.9	42.8	55.37	Q
								5.6	5.8	bT	0.800		D:	-0.7	-4.4	-0.8	-1.2	-0.8		
							8.02											40.00		



Live Scoring:
Moguls = www.live-scoring.at/usmo
Dual Moguls = www.live-scoring.at/usdm





2017 US FREESTYLE SELECTIONS - MOGULS
QUALIFICATION RUN 1 RESULTS

Ladies' Moguls

WINTER PARK RESORT (USA)

WED 20 DEC 2017 Start Time: 08:50

MO


Number of Competitors: 50 Number of Countries: 4

Rank	Bib	Code	Name	Country	YB	Time		Air					Turns						Run Score	Tie		
						Seconds	Time Points	J6	J7	Jump	DD	Total	B	D	J1	J2	J3	J4			J5	Total
26	40	2533406	WHITTIER Anna	USA	2000	29.88	9.21	4.3	5.0	S	0.510		B:	15.0	14.8	15.7	15.8	14.4	14.5	45.5	55.31	
								6.4	5.9	bL	0.820		D:	-3.2	-2.1	-2.3	-1.8	-2.4	-6.8			
							<u>9.21</u>				<u>7.40</u>								<u>38.70</u>			
27	27	2534098	GETZ Taylor	USA	2001	30.07	8.96	6.0	5.9	3	0.800		B:	14.1	13.6	13.6	13.7	14.2	41.4	55.01		
								3.3	4.0	TS	0.630		D:	-0.5	-0.8	-1.0	-0.6	-4.0	-2.4			
							<u>8.96</u>				<u>7.05</u>								<u>39.00</u>			
28	28	2533401	KISSEL Dara	USA	2000	32.61	5.66	4.2	5.3	TS	0.630		B:	14.0	13.9	13.9	13.0	13.9	40.8	49.36		
								5.6	6.0	TTT	0.710		D:	-1.3	-1.6	-0.8	-1.3	-1.8	-4.2			
							<u>5.66</u>				<u>7.10</u>								<u>36.60</u>			
29	37	2532728	ZETZER Rian	USA	1996	31.50	7.10	2.7	3.0	3	0.800		B:	12.8	13.3	14.0	14.7	14.6	42.6	49.10		
								4.3	4.0	bT	0.800		D:	-2.6	-2.4	-2.4	-0.8	-1.4	-6.2			
							<u>7.10</u>				<u>5.60</u>								<u>36.40</u>			
30	47	2533598	KATKO Emma	USA	2000	31.94	6.53	3.4	3.1	TS	0.630		B:	13.2	13.5	13.6	13.5	13.4	40.2	49.07		
								7.2	6.8	bT	0.800		D:	-1.3	-1.5	-2.0	-1.8	-2.6	-5.3			
							<u>6.53</u>				<u>7.64</u>								<u>34.90</u>			
31	46	2532684	IDZOREK Mia	USA	2000	33.56	4.43	3.4	4.0	3	0.800		B:	14.0	13.2	14.1	14.0	13.4	41.2	46.61		
								6.3	6.0	bT	0.800		D:	-1.8	-2.5	-2.2	-2.3	-2.4	-6.9			
							<u>4.43</u>				<u>7.88</u>								<u>34.30</u>			
32	39	2531945	ANDRINGA Heidi	USA	1999	30.64	8.22	4.1	3.9	3	0.800		B:	12.4	13.9	13.3	13.0	13.8	40.1	46.35		
								5.3	6.2	S	0.510		D:	-3.4	-2.9	-2.8	-1.3	-2.4	-8.1			
							<u>8.22</u>				<u>6.13</u>								<u>32.00</u>			
33	53	2531962	KOZAK Madison	USA	1998	32.73	5.51	3.6	3.0	S	0.510		B:	12.0	14.0	13.0	13.0	12.8	37.8	45.64		
								5.7	6.0	bPp	0.830		D:	-1.4	-0.9	-2.2	-1.0	-1.8	-4.2			
							<u>5.51</u>				<u>6.53</u>								<u>33.60</u>			
34	58	2533404	SCHILLY Taylor	USA	2001	32.24	6.14	3.5	3.8	3	0.800		B:	13.9	14.6	13.8	14.0	13.3	41.7	44.94		
								4.2	4.2	bPp	0.830		D:	-3.1	-2.7	-3.2	-3.0	-4.0	-9.3			
							<u>6.14</u>				<u>6.40</u>								<u>32.40</u>			
35	45	2534147	REGAN Sydney	USA	2002	30.91	7.87	5.0	4.1	3	0.800		B:	13.6	13.4	13.9	14.0	13.7	41.2	44.63		
								5.1	4.0	S	0.510		D:	-3.4	-4.3	-2.2	-3.0	-4.0	-10.4			
							<u>7.87</u>				<u>5.96</u>								<u>30.80</u>			
36	153	2534514	NICOLAOU Chloe	USA	2001	31.90	6.58	4.3	3.9	S	0.510		B:	12.0	12.2	11.2	11.5	12.9	35.7	41.18		
								4.2	4.6	bT	0.800		D:	-2.6	-2.1	-3.0	-2.0	-1.4	-6.7			
							<u>6.58</u>				<u>5.60</u>								<u>29.00</u>			
37	55	2533411	FISCHER Christine	USA	2001	34.67	2.99	4.3	4.3	S	0.510		B:	12.7	12.9	13.0	13.4	13.0	38.9	39.62		
								4.0	4.1	bT	0.800		D:	-3.4	-2.3	-2.8	-2.0	-2.6	-7.7			
							<u>2.99</u>				<u>5.43</u>								<u>31.20</u>			
38	17	2533419	COLE Elissa	USA	2001	30.96	7.80	7.6	8.5	S	0.510		B:	15.0	15.2	13.9	15.0	16.3	45.2	38.66		
								2.0	1.3	bPp	0.830		D:	-6.4	-6.6	-6.2	-6.8	-7.6	-19.8			
							<u>7.80</u>				<u>5.46</u>								<u>25.40</u>			
39	51	2532718	DAVIES Mackenzie	USA	2000	33.34	4.71	3.6	4.3	3	0.800		B:	12.0	14.7	12.7	12.9	12.0	36.7	35.85		
								3.8	4.0	S	0.510		D:	-4.0	-2.6	-3.2	-3.5	-4.5	-10.7			
							<u>4.71</u>				<u>5.14</u>								<u>26.00</u>			
40	155	2534570	SCHWENDINGER Julia	AUT	2001	37.36	0.00	4.7	4.7	S	0.510		B:	14.0	11.1	14.4	11.2	11.0	33.3	34.63		
								4.2	4.4	bT	0.800		D:	-2.3	-1.5	-1.8	-1.2	-4.0	-4.5			
							<u>0.00</u>				<u>5.83</u>								<u>28.80</u>			



Live Scoring:
Moguls = www.live-scoring.at/usmo
Dual Moguls = www.live-scoring.at/usdm





**2017 US FREESTYLE SELECTIONS - MOGULS
QUALIFICATION RUN 1 RESULTS**

Ladies' Moguls

WINTER PARK RESORT (USA)

WED 20 DEC 2017 Start Time: 08:50

MO

Number of Competitors: 50 Number of Countries: 4

Rank	Bib	Code	Name	Country	YB	Time		Air				Turns						Run Score	Tie	
						Seconds	Time Points	J6	J7	Jump	DD	Total	B	D	J1	J2	J3			J4
41	57	2534124	WILSON Rainey	USA	2001	34.36	3.39	3.6	3.4		0.000		B: 12.8	13.0	13.5	13.2	12.4	39.0	32.59	
								0.0	0.0		0.000		D: -3.9	-2.7	-3.2	-2.5	-4.0	-9.8		
							3.39				0.00							29.20		
42	48	2534109	MOORE Grace	USA	2001	31.55	7.04	4.6	4.0	3	0.800		B: 12.1	12.9	13.4	13.2	11.7	38.2	32.54	
								4.0	3.9	bT	0.800		D: -6.1	-5.5	-7.3	-6.8	-6.4	-19.3		
							7.04				6.60							18.90		
43	24	2531947	HOLSTEIN Grace	USA	1997	29.62	9.54	1.4	1.0	3	0.800		B: 14.7	15.0	13.8	13.9	14.7	43.3	30.57	
								4.6	5.1	bL	0.820		D: -10.2	-8.8	-10.6	-8.2	-7.2	-27.2		
							9.54				4.93							16.10		
44	68	2534085	LOYST Jamie	USA	2002	33.36	4.69	5.6	6.0	DD	0.660		B: 13.5	13.8	13.9	13.3	14.2	41.2	25.09	
								2.2	2.1	bPp	0.830		D: -9.9	-8.6	-7.8	-8.2	-9.6	-26.4		
							4.69				5.60							14.80		
45	66	2534186	MACUGA Aili	USA	2003	35.77	1.56	3.5	3.5	3	0.800		B: 11.5	10.8	11.7	11.2	12.6	34.4	17.19	
								6.0	5.9	fT	0.830		D: -10.1	-11.2	-6.4	-9.2	-7.2	-26.5		
							1.56				7.73							7.90		
46	25	2530871	MARSEILLES Sophia	USA	1998	34.21	3.58	6.7	7.3	S	0.510		B: 14.8	14.4	14.2	14.1	12.9	42.7	12.18	
								5.6	5.0	bT	0.800		D: -15.4	-14.7	-13.2	-14.0	-11.6	-41.9		
							3.58				7.80							0.80		
47	38	2533477	VASATKA Marissa	USA	2001	37.69	0.00	6.2	6.5	3	0.800		B: 12.2	13.7	14.2	14.0	13.0	40.7	10.38	
								0.0	0.0		0.000		D: -11.9	-12.6	-10.7	-11.5	-12.0	-35.4		
							0.00				5.08							5.30		
48	70	2534466	STOTTS Erin	USA	2003	52.09	0.00	2.6	3.0	3	0.800		B: 12.0	13.9	13.6	14.6	13.0	40.5	4.94	
								0.0	0.0		0.000		D: -13.0	-11.0	-12.8	-14.5	-12.0	-37.8		
							0.00				2.24							2.70		
	29	2531999	MULDER Jessica	USA	1999														DNF	
	59	2534386	DAVIS August	USA	2003														DNS	

Conditions on Course

Weather:	Temperature: 0°C / 32°F	Snow Condition:	Snow Temperature: 0°C / 32°F
-----------------	--------------------------------	------------------------	-------------------------------------

NOTE

Turns score are made of the base score (B) and deductions (D) with the highest and lowest judges' scores being discarded.
Time points + Air Total + Turns Total = Score.

Legend:

B	Base Score	D	Deductions	DD	Degree of Difficulty	DNF	Did Not Finish
DNS	Did Not Start	J	Judge	Q	Qualified	Tie	Tie-break points
YB	Year of Birth						



Live Scoring:
Moguls = www.live-scoring.at/usmo
Dual Moguls = www.live-scoring.at/usdm

