

Audi FIS Ski World Cup Lenzerheide

12./13. March 2016

Visit: www.weltcup-lenzerheide.com



AUDI FIS SKI WORLD CUP 2015/16 Lenzerheide (SUI)



3rd LADIES' ALPINE COMBINED ALPHABETICAL LIST OF COMPETITORS

Number of Competitors: 43, Number of NSA: 17

NSA	FIS Code	Name	FIS Points (10th of March 2016 - List 10)									
			DH		SL		GS		SG		SC	
ARG (2)	35177	SIMARI BIRKNER Angelica	107.51	(438)	49.96	(714)	48.08	(803)	70.59	(530)	113.18	(445)
	35089	SIMARI BIRKNER Macarena	79.40	(268)	25.58	(230)	35.12	(493)	54.62	(347)	75.67	(244)
AUT (8)	56174	HAASER Ricarda	545.63	(1142)	9.56	(57)	6.00	(31)	32.92	(172)	24.56	(51)
	55759	KIRCHGASSER Michaela	18.96	(54)	4.15	(10)	4.93	(14)	36.53	(190)	0.19	(3)
	56224	MAIER Sabrina	21.58	(63)	27.29	(252)	16.77	(145)	18.94	(86)	30.81	(64)
	56125	PUCHNER Mirjam	5.32	(20)	76.59	(1363)	14.02	(109)	5.92	(29)	5.99	(29)
	56198	SCHEYER Christine	32.67	(103)	21.74	(179)	12.69	(99)	19.46	(93)	30.65	(62)
	56241	SCHNEEBERGER Rosina	43.42	(134)	15.65	(111)	9.48	(65)	13.64	(50)	23.60	(47)
	56087	SIEBENHOFER Ramona	5.44	(22)	24.80	(216)	8.85	(55)	14.77	(58)	16.33	(38)
	56177	VENIER Stephanie	20.76	(59)	97.57	(1858)	39.67	(594)	5.33	(18)	42.20	(101)
CAN (2)	105269	GAGNON Marie-Michele	55.33	(172)	3.98	(9)	5.22	(17)	27.35	(133)	0.00	(1)
	106961	MIELZYNSKI Erin	89.66	(329)	5.15	(15)	18.76	(171)	28.70	(142)	48.77	(130)
CRO (1)	385096	POPOVIC Leona	87.67	(314)	14.19	(92)	15.66	(134)	28.39	(137)	50.68	(138)
CZE (1)	155699	PAULATHOVA Katerina	-		14.92	(102)	6.88	(48)	39.81	(217)	31.28	(68)
FRA (5)	197616	ALPHAND Estelle	30.48	(96)	17.76	(130)	14.58	(115)	24.86	(125)	179.49	(722)
	196968	BAILET Margot	5.45	(23)	45.92	(623)	34.18	(471)	8.88	(32)	2.43	(7)
	196726	BARTHET Anne-Sophie	52.94	(159)	5.25	(18)	9.92	(69)	19.90	(100)	3.56	(10)
	197497	MIRADOLI Romane	23.61	(66)	28.01	(263)	9.54	(67)	5.42	(19)	3.81	(13)
	196928	WORLEY Tessa	34.72	(112)	23.97	(205)	4.40	(8)	5.55	(22)	5.24	(21)
GER (1)	206520	DORSCH Patrizia	37.46	(119)	30.84	(315)	21.70	(224)	24.64	(123)	34.67	(75)
HUN (1)	245066	MIKLOS Edit	4.44	(12)	159.17	(2826)	42.04	(656)	30.53	(156)	82.25	(287)
ITA (6)	299276	BASSINO Marta	28.07	(82)	32.49	(341)	4.90	(12)	28.59	(140)	38.25	(84)
	297601	BRIGNONE Federica	35.30	(114)	19.51	(145)	2.03	(4)	3.73	(6)	4.49	(16)
	297910	CURTONI Elena	5.21	(17)	28.85	(282)	5.74	(27)	4.69	(11)	5.24	(21)
	298323	GOGGIA Sofia	6.66	(33)	27.94	(261)	5.61	(23)	5.64	(24)	36.30	(80)
	297702	MARSAGLIA Francesca	5.47	(24)	62.01	(1009)	5.65	(24)	4.81	(14)	3.56	(10)
	296427	SCHNARF Johanna	5.25	(18)	39.56	(470)	30.27	(392)	4.77	(13)	3.49	(9)

3rd LADIES' ALPINE COMBINED
ALPHABETICAL LIST OF COMPETITORS

Number of Competitors: 43, Number of NSA: 17

NSA	FIS Code	Name	FIS Points (10th of March 2016 - List 10)				
			DH	SL	GS	SG	SC
MON (1)	375018	COLETTI Alexandra	17.20 (49)	532.88 (3775)	54.31 (959)	23.88 (119)	35.24 (77)
NOR (1)	425929	MOWINCKEL Ragnhild	16.05 (44)	47.19 (646)	5.60 (22)	5.84 (27)	3.81 (13)
SLO (3)	565333	BRODNIK Vanja	30.40 (95)	53.30 (800)	32.85 (449)	21.96 (109)	4.12 (15)
	565320	FERK Marusa	21.54 (62)	6.72 (42)	19.26 (182)	18.68 (81)	3.68 (12)
	565360	STUHEC Ilka	5.41 (21)	24.08 (207)	12.02 (87)	5.09 (16)	4.99 (19)
SRB (1)	315187	IGNJATOVIC Nevena	54.96 (168)	14.26 (95)	19.35 (183)	40.18 (223)	43.52 (109)
SUI (7)	515997	FEIERABEND Denise	26.59 (75)	5.91 (27)	18.70 (170)	18.30 (78)	5.49 (24)
	516284	GISIN Michelle	47.87 (143)	4.88 (13)	14.78 (119)	18.71 (82)	30.41 (61)
	516138	GUT Lara	2.31 (3)	88.37 (1663)	1.93 (3)	1.62 (2)	0.00 (1)
	516185	HAEHLEN Joana	5.99 (30)	71.70 (1250)	23.24 (246)	12.94 (44)	25.80 (54)
	516280	HOLDENER Wendy	38.22 (120)	2.04 (5)	6.69 (46)	36.61 (191)	0.37 (4)
	516344	KOPP Rahel	32.05 (100)	13.72 (84)	12.16 (89)	15.79 (64)	4.80 (18)
	516219	NUFER Priska	29.87 (91)	45.17 (612)	36.39 (521)	29.93 (150)	55.39 (162)
SVK (1)	705394	KANTOROVA Barbara	84.10 (292)	15.69 (113)	25.07 (288)	45.46 (264)	54.44 (156)
SWE (1)	505886	KLING Kajsa	4.42 (11)	79.35 (1434)	5.97 (29)	4.38 (9)	5.99 (29)
USA (1)	538573	ROSS Laurene	4.18 (9)	143.51 (2629)	25.43 (293)	4.02 (7)	5.62 (25)

LEGEND	DH Downhill	SL Slalom	GS Giant Slalom	SG Super-G	SC Alpine Combined
---------------	--------------------	------------------	------------------------	-------------------	---------------------------

13-03-2016 / Lenzerheide (SUI) / 5172

Page 2/2

Data Processing by LONGINES

www.fis-ski.com

LONGINES Timing

Generation Date: SAT 12 MAR 2016

Time: 17:04

Document: 32E 1.0

Audi FIS Ski World Cup Lenzerheide

12./13. March 2016

Visit: www.weltcup-lenzerheide.com



Audi
FIS Ski World Cup

AUDI FIS SKI WORLD CUP 2015/16

Lenzerheide (SUI)

LONGINES



3rd LADIES' ALPINE COMBINED
DRAW LIST BY POINTS

SUN 13 MAR 2016

Number of Competitors: 43, Number of NSA: 17 Ranked 100 in the FIS List: HOESL S. FIS Pts: 41.71

No.	FIS Code	Name	NSA	WCSL-SC	WCSL-O	FIS-SC
1	516138	GUT Lara	SUI	122 (1)	1393 (1)	0.00 (2)
2	105269	GAGNON Marie-Michele	CAN	122 (1)	516 (15)	0.00 (1)
3	55759	KIRCHGASSER Michaela	AUT	119 (3)	513 (16)	0.19 (3)
4	516280	HOLDENER Wendy	SUI	116 (4)	613 (12)	0.37 (4)
5	196968	BAILET Margot	FRA	83 (7)	229 (42)	2.43 (5)
6	296427	SCHNARF Johanna	ITA	66 (9)	386 (24)	3.49 (6)
7	297702	MARSAGLIA Francesca	ITA	65 (10)	423 (21)	3.56 (8)
8	196726	BARTHET Anne-Sophie	FRA	65 (10)	240 (41)	3.56 (7)
9	565320	FERK Marusa	SLO	63 (12)	131 (61)	3.68 (9)
10	425929	MOWINCKEL Ragnhild	NOR	61 (13)	266 (35)	3.81 (10)
11	197497	MIRADOLI Romane	FRA	61 (13)	181 (49)	3.81 (11)
12	565333	BRODNIK Vanja	SLO	56 (15)	68 (78)	4.12 (12)
13	297601	BRIGNONE Federica	ITA	50 (16)	755 (7)	4.49 (13)
14	516344	KOPP Rahel	SUI	45 (18)	62 (80)	4.80 (14)
15	565360	STUHEC Ilka	SLO	42 (19)	310 (30)	4.99 (15)
16	297910	CURTONI Elena	ITA	38 (21)	421 (23)	5.24 (17)
17	196928	WORLEY Tessa	FRA	38 (21)	364 (27)	5.24 (16)
18	515997	FEIERABEND Denise	SUI	34 (24)	146 (55)	5.49 (18)
19	538573	ROSS Laurene	USA	32 (25)	479 (20)	5.62 (19)
20	505886	KLING Kajsa	SWE	26 (29)	480 (19)	5.99 (20)
21	56125	PUCHNER Mirjam	AUT	26 (29)	196 (46)	5.99 (21)
22	516284	GISIN Michelle	SUI	22 (31)	187 (48)	30.41 (26)
23	56087	SIEBENHOFER Ramona	AUT	21 (32)	179 (50)	16.33 (22)
24	56174	HAASER Ricarda	AUT	18 (36)	31 (97)	24.56 (24)
25	56241	SCHNEEBERGER Rosina	AUT	15 (37)	37 (95)	23.60 (23)
26	206520	DORSCH Patrizia	GER	13 (40)	24 (99)	34.67 (30)
27	298323	GOGGIA Sofia	ITA	10 (41)	248 (40)	36.30 (32)
28	56177	VENIER Stephanie	AUT	9 (44)	192 (47)	> 42.20 (34)
29	56198	SCHEYER Christine	AUT	8 (47)	8 (123)	30.65 (27)
30	56224	MAIER Sabrina	AUT	8 (47)	49 (87)	30.81 (28)
31	315187	IGNJATOVIC Nevena	SRB	8 (47)	8 (123)	> 43.52 (35)
32	516185	HAEHLEN Joana	SUI	2 (56)	82 (72)	25.80 (25)
33	155699	PAULATHOVA Katerina	CZE	2 (56)	3 (140)	31.28 (29)
34	375018	COLETTI Alexandra	MON	-	11 (116)	35.24 (31)
35	299276	BASSINO Marta	ITA	-	165 (51)	38.25 (33)
36	106961	MIELZYNSKI Erin	CAN	-	137 (58)	> 48.77 (36)
37	385096	POPOVIC Leona	CRO	-	-	> 50.68 (37)

13-03-2016 / Lenzerheide (SUI) / 5172

Page 1/2

Data Processing by LONGINES

www.fis-ski.com

LONGINES Timing

Generation Date: SAT 12 MAR 2016

Time: 16:57

Document: 45A 1.0

SwissSki



RAIFFEISEN



SRG SSR
Official Broadcaster

skionline.ch

Number of Competitors: 43, Number of NSA: 17 Ranked 100 in the FIS List: HOESL S. FIS Pts: 41.71

No.	FIS Code	Name	NSA	WCSL-SC	WCSL-O	FIS-SC
38	705394	KANTOROVA Barbara	SVK	-	-	> 54.44 (38)
39	516219	NUFER Priska	SUI	5 (51)	24 (99)	> 55.39 (39)
40	35089	SIMARI BIRKNER Macarena	ARG	-	-	> 75.67 (40)
41	245066	MIKLOS Edit	HUN	-	211 (44)	> 82.25 (41)
42	35177	SIMARI BIRKNER Angelica	ARG	-	-	> 113.18 (42)
43	197616	ALPHAND Estelle	FRA	-	15 (108)	> 179.49 (43)

LEGEND

WCSL-SC World Cup Start List points for Alpine Combined * FIS points DH, SG or SL instead FIS SC	FIS-SC FIS points for Alpine Combined	WCSL-O Overall WCSL points	No.	Control Number
--	--	-----------------------------------	------------	----------------

13-03-2016 / Lenzerheide (SUI) / 5172

Page 2/2

Data Processing by LONGINES

www.fis-ski.com

LONGINES Timing

Generation Date: SAT 12 MAR 2016

Time: 16:57

Document: 45A 1.0

Audi FIS Ski World Cup Lenzerheide

12./13. March 2016

Visit: www.weltcup-lenzerheide.com



Audi
FIS Ski World Cup

AUDI FIS SKI WORLD CUP 2015/16

Lenzerheide (SUI)

LONGINES



3rd LADIES' ALPINE COMBINED - SLALOM
START LIST

SUN 13 MAR 2016
Start Time: 10:00

Jury			Technical Data		Slalom	Super G
TD FIS	M. TIEFENTHALER	AUT	Course Name	Beltrametti	Beltrametti	Beltrametti
Referee	A. SKAARDAL	FIS	Start Altitude	1680 m	2105 m	2105 m
Assistant Referee	M. MAYR	FIS	Finish Altitude	1530 m	1560 m	1560 m
Chief of Race	T. JAEGER	SUI	Vertical Drop	150 m	545 m	545 m
			Course Length		1580 m	1580 m
			Homologation Number	11565/12/14	12021/02/16	12021/02/16
Race Information Slalom			Race Information Super G			
Course Setter	L. PELICIER	FRA	Course Setter	M. TATSCHL	AUT	AUT
Number of Gates			Number of Gates	39		
Turning Gates			Turning Gates	37		
Start Time	10:00		Start Time	13:00		
Forerunners	A - J. WÜTHRICH	SUI	Forerunners	A - M. CAVIEZEL	SUI	SUI
	B - V. DERUNGS	SUI		B - G. BARANDUN	SUI	SUI
	C - C. ARNOLD	SUI		C - M. SIMONET	SUI	SUI
				D - L. STOBBISS	SUI	SUI
				E - C. ARNOLD	SUI	SUI

Number of Competitors: 41, Number of NSA: 15

Bib	FIS Code	Name	Year of Birth	NSA	Time	Ski
1	296427	SCHNARF Johanna	1984	ITA		Fischer
2	297702	MARSAGLIA Francesca	1990	ITA		Voelkl
3	516138	GUT Lara	1991	SUI		Head
4	516280	HOLDENER Wendy	1993	SUI		Head
5	196968	BAILET Margot	1990	FRA		Salomon
6	55759	KIRCHGASSER Michaela	1985	AUT		Atomic
7	196726	BARTHET Anne-Sophie	1988	FRA		Head
8	105269	GAGNON Marie-Michele	1989	CAN		Rossignol
9	565360	STUHEC Ilka	1990	SLO		Rossignol
10	565333	BRODNIK Vanja	1989	SLO		Stoekli
11	516344	KOPP Rahel	1994	SUI		Rossignol
12	565320	FERK Marusa	1988	SLO		Stoekli
13	425929	MOWINCKEL Ragnhild	1992	NOR		Rossignol
14	197497	MIRADOLI Romane	1994	FRA		Dynastar
15	297601	BRIGNONE Federica	1990	ITA		Rossignol
16	297910	CURTONI Elena	1991	ITA		Head
17	196928	WORLEY Tessa	1989	FRA		Rossignol
18	515997	FEIERABEND Denise	1989	SUI		Head
19	538573	ROSS Laurene	1988	USA		Voelkl
20	505886	KLING Kaja	1988	SWE		Head

13-03-2016 / Lenzerheide (SUI) / 5172

Page 1/2

Data Processing by LONGINES

www.fis-ski.com

LONGINES Timing

Generation Date: SAT 12 MAR 2016

Time: 17:22

Document: 51C 1.0

SwissSki



RAIFFEISEN



skionline.ch

Number of Competitors: 41, Number of NSA: 15

Bib	FIS Code	Name	Year of Birth	NSA	Time	Ski
21	56125	PUCHNER Mirjam	1992	AUT	_____	Atomic
22	516284	GISIN Michelle	1993	SUI	_____	Rossignol
23	56087	SIEBENHOFER Ramona	1991	AUT	_____	Head
24	56174	HAASER Ricarda	1993	AUT	_____	Fischer
25	56241	SCHNEEBERGER Rosina	1994	AUT	_____	Voelkl
26	206520	DORSCH Patrizia	1994	GER	_____	Stoeckli
27	298323	GOGGIA Sofia	1992	ITA	_____	Atomic
28	56177	VENIER Stephanie	1993	AUT	_____	Atomic
29	56198	SCHEYER Christine	1994	AUT	_____	Head
30	56224	MAIER Sabrina	1994	AUT	_____	Voelkl
31	315187	IGNJATOVIC Nevena	1990	SRB	_____	Stoeckli
32	516185	HAEHLEN Joana	1992	SUI	_____	Voelkl
33	155699	PAULATHOVA Katerina	1993	CZE	_____	Rossignol
34	375018	COLETTI Alexandra	1983	MON	_____	Head
35	299276	BASSINO Marta	1996	ITA	_____	Salomon
36	106961	MIELZYNSKI Erin	1990	CAN	_____	Rossignol
37	385096	POPOVIC Leona	1997	CRO	_____	Fischer
38	516219	NUFER Priska	1992	SUI	_____	Dynastar
39	35089	SIMARI BIRKNER Macarena	1984	ARG	_____	Fischer
40	35177	SIMARI BIRKNER Angelica	1994	ARG	_____	
41	197616	ALPHAND Estelle	1995	FRA	_____	Dynastar

Audi FIS Ski World Cup Lenzerheide

12./13. March 2016

Visit: www.weltcup-lenzerheide.com



AUDI FIS SKI WORLD CUP 2015/16 Lenzerheide (SUI)



3rd LADIES' ALPINE COMBINED - SLALOM OFFICIAL RESULTS

SUN 13 MAR 2016
Start Time: 10:00

Jury			Technical Data		Slalom	Super G
TD FIS	M. TIEFENTHALER	AUT	Course Name	Beltrametti	Beltrametti	Beltrametti
Referee	A. SKAARDAL	FIS	Start Altitude	1680 m	2105 m	2105 m
Assistant Referee	M. MAYR	FIS	Finish Altitude	1530 m	1560 m	1560 m
Chief of Race	T. JAEGER	SUI	Vertical Drop	150 m	545 m	545 m
			Course Length		1580 m	1580 m
			Homologation Number	11565/12/14	12021/02/16	12021/02/16

Race Information Slalom

Course Setter	L. PELICIER	FRA
Number of Gates	51	
Turning Gates	49	
Start Time	10:00	
Forerunners	A - J. WÜTHRICH	SUI
	B - V. DERUNGS	SUI
	C - C. ARNOLD	SUI

Race Information Super G

Course Setter	M. TATSCHL	AUT
Number of Gates	39	
Turning Gates	37	
Start Time	13:00	
Forerunners	A - M. CAVIEZEL	SUI
	B - G. BARANDUN	SUI
	C - M. SIMONET	SUI
	D - L. STOBBS	SUI
	E - C. ARNOLD	SUI

Number of Competitors: 41, Number of NSA: 15

Rank	Bib	FIS Code	Name	Year of Birth	NSA	Time	Diff.	Ski
1	4	516280	HOLDENER Wendy	1993	SUI	40.43		Head
2	6	55759	KIRCHGASSER Michaela	1985	AUT	40.92	0.49	Atomic
3	8	105269	GAGNON Marie-Michele	1989	CAN	41.10	0.67	Rossignol
4	7	196726	BARTHET Anne-Sophie	1988	FRA	41.17	0.74	Head
5	22	516284	GISIN Michelle	1993	SUI	41.51	1.08	Rossignol
6	1	296427	SCHNARF Johanna	1984	ITA	41.80	1.37	Fischer
7	18	515997	FEIERABEND Denise	1989	SUI	41.87	1.44	Head
8	9	565360	STUHEC Ilka	1990	SLO	41.88	1.45	Rossignol
9	3	516138	GUT Lara	1991	SUI	41.89	1.46	Head
10	15	297601	BRIGNONE Federica	1990	ITA	42.27	1.84	Rossignol
10	12	565320	FERK Marusa	1988	SLO	42.27	1.84	Stoekli
12	11	516344	KOPP Rahel	1994	SUI	42.34	1.91	Rossignol
13	2	297702	MARSAGLIA Francesca	1990	ITA	42.56	2.13	Voelkl
14	14	197497	MIRADOLI Romane	1994	FRA	42.66	2.23	Dynastar
15	13	425929	MOWINCKEL Ragnhild	1992	NOR	42.71	2.28	Rossignol
16	10	565333	BRODNIK Vanja	1989	SLO	42.95	2.52	Stoekli
17	36	106961	MIELZYNSKI Erin	1990	CAN	43.23	2.80	Rossignol
18	5	196968	BAILET Margot	1990	FRA	43.40	2.97	Salomon
19	17	196928	WORLEY Tessa	1989	FRA	43.42	2.99	Rossignol
20	24	56174	HAASER Ricarda	1993	AUT	43.90	3.47	Fischer

13-03-2016 / Lenzerheide (SUI) / 5172

Page 1/2

Data Processing by LONGINES


www.fis-ski.com

LONGINES Timing

Generation Date: SUN 13 MAR 2016

Time: 11:01

Document: 73B 1.0



Number of Competitors: 41, Number of NSA: 15

Rank	Bib	FIS Code	Name	Year of Birth	NSA	Time	Diff.	Ski
21	19	538573	ROSS Laurene	1988	USA	43.99	3.56	Voelkl
22	25	56241	SCHNEEBERGER Rosina	1994	AUT	44.07	3.64	Voelkl
23	41	197616	ALPHAND Estelle	1995	FRA	44.43	4.00	Dynastar
24	20	505886	KLING Kajsa	1988	SWE	44.56	4.13	Head
25	21	56125	PUCHNER Mirjam	1992	AUT	44.58	4.15	Atomic
26	29	56198	SCHEYER Christine	1994	AUT	44.70	4.27	Head
27	23	56087	SIEBENHOFER Ramona	1991	AUT	45.02	4.59	Head
28	26	206520	DORSCH Patrizia	1994	GER	45.34	4.91	Stoeckli
29	35	299276	BASSINO Marta	1996	ITA	45.75	5.32	Salomon
30	38	516219	NUFER Priska	1992	SUI	45.89	5.46	Dynastar
31	39	35089	SIMARI BIRKNER Macarena	1984	ARG	45.98	5.55	Fischer
32	30	56224	MAIER Sabrina	1994	AUT	46.04	5.61	Voelkl
33	40	35177	SIMARI BIRKNER Angelica	1994	ARG	48.21	7.78	

DID NOT START SLALOM: 2 competitors

16	297910	CURTONI Elena	1991	ITA				Head
31	315187	IGNJATOVIC Nevena	1990	SRB				Stoeckli

DID NOT FINISH SLALOM: 6 competitors

27	298323	GOGGIA Sofia	1992	ITA				Atomic
28	56177	VENIER Stephanie	1993	AUT				Atomic
32	516185	HAEHLEN Joana	1992	SUI				Voelkl
33	155699	PAULATHOVA Katerina	1993	CZE				Rossignol
34	375018	COLETTI Alexandra	1983	MON				Head
37	385096	POPOVIC Leona	1997	CRO				Fischer

Audi FIS Ski World Cup Lenzerheide

12./13. March 2016

Visit: www.weltcup-lenzerheide.com



AUDI FIS SKI WORLD CUP 2015/16 Lenzerheide (SUI)



3rd LADIES' ALPINE COMBINED - SUPER G START LIST

SUN 13 MAR 2016
Start Time: 13:00

Jury			Technical Data			Slalom			Super G		
TD FIS	M. TIEFENTHALER	AUT	Course Name	Beltrametti	Beltrametti						
Referee	A. SKAARDAL	FIS	Start Altitude	1680 m	2105 m						
Assistant Referee	M. MAYR	FIS	Finish Altitude	1530 m	1560 m						
Chief of Race	T. JAEGER	SUI	Vertical Drop	150 m	545 m						
			Course Length		1580 m						
			Homologation Number	11565/12/14	12021/02/16						
Race Information Slalom			Race Information Super G								
Course Setter	L. PELICIER	FRA	Course Setter	M. TATSCHL	AUT						
Number of Gates	51		Number of Gates	39							
Turning Gates	49		Turning Gates	37							
Start Time	10:00		Start Time	13:00							
Forerunners	A - J. WÜTHRICH	SUI	Forerunners	A - M. CAVIEZEL	SUI						
	B - V. DERUNGS	SUI		B - G. BARANDUN	SUI						
	C - C. ARNOLD	SUI		C - M. SIMONET	SUI						
				D - L. STOBBS	SUI						
				E - C. ARNOLD	SUI						

Number of Competitors: 33, Number of NSA: 11

Start Order	Bib	FIS Code	Name	Year of Birth	NSA	Slalom	Diff.	Rank	Super G	Total	Ski
1	38	516219	NUFER Priska	1992	SUI	45.89	5.46	30			Dynastar
2	35	299276	BASSINO Marta	1996	ITA	45.75	5.32	29			Salomon
3	26	206520	DORSCH Patrizia	1994	GER	45.34	4.91	28			Stoeckli
4	23	56087	SIEBENHOFER Ramona	1991	AUT	45.02	4.59	27			Head
5	29	56198	SCHEYER Christine	1994	AUT	44.70	4.27	26			Head
6	21	56125	PUCHNER Mirjam	1992	AUT	44.58	4.15	25			Atomic
7	20	505886	KLING Kajsa	1988	SWE	44.56	4.13	24			Head
8	41	197616	ALPHAND Estelle	1995	FRA	44.43	4.00	23			Dynastar
9	25	56241	SCHNEEBERGER Rosina	1994	AUT	44.07	3.64	22			Voelkl
10	19	538573	ROSS Laurene	1988	USA	43.99	3.56	21			Voelkl
11	24	56174	HAASER Ricarda	1993	AUT	43.90	3.47	20			Fischer
12	17	196928	WORLEY Tessa	1989	FRA	43.42	2.99	19			Rossignol
13	5	196968	BAILET Margot	1990	FRA	43.40	2.97	18			Salomon
14	36	106961	MIELZYNSKI Erin	1990	CAN	43.23	2.80	17			Rossignol
15	10	565333	BRODNIK Vanja	1989	SLO	42.95	2.52	16			Stoeckli
16	13	425929	MOWINCKEL Ragnhild	1992	NOR	42.71	2.28	15			Rossignol
17	14	197497	MIRADOLI Romane	1994	FRA	42.66	2.23	14			Dynastar
18	2	297702	MARSAGLIA Francesca	1990	ITA	42.56	2.13	13			Voelkl
19	11	516344	KOPP Rahel	1994	SUI	42.34	1.91	12			Rossignol

13-03-2016 / Lenzerheide (SUI) / 5172

Page 1/2

Data Processing by LONGINES


www.fis-ski.com

LONGINES Timing

Generation Date: SUN 13 MAR 2016

Time: 11:08

Document: 51B 1.0



Number of Competitors: 33, Number of NSA: 11

Start Order	Bib	FIS Code	Name	Year of Birth	NSA	Slalom	Diff.	Rank	Super G	Total	Ski
20	12	565320	FERK Marusa	1988	SLO	42.27	1.84	10			Stoekli
21	15	297601	BRIGNONE Federica	1990	ITA	42.27	1.84	10			Rossignol
22	3	516138	GUT Lara	1991	SUI	41.89	1.46	9			Head
23	9	565360	STUHEC Ilka	1990	SLO	41.88	1.45	8			Rossignol
24	18	515997	FEIERABEND Denise	1989	SUI	41.87	1.44	7			Head
25	1	296427	SCHNARF Johanna	1984	ITA	41.80	1.37	6			Fischer
26	22	516284	GISIN Michelle	1993	SUI	41.51	1.08	5			Rossignol
27	7	196726	BARTHET Anne-Sophie	1988	FRA	41.17	0.74	4			Head
28	8	105269	GAGNON Marie-Michele	1989	CAN	41.10	0.67	3			Rossignol
29	6	55759	KIRCHGASSER Michaela	1985	AUT	40.92	0.49	2			Atomic
30	4	516280	HOLDENER Wendy	1993	SUI	40.43	0.00	1			Head
31	39	35089	SIMARI BIRKNER M.	1984	ARG	45.98	5.55	31			Fischer
32	30	56224	MAIER Sabrina	1994	AUT	46.04	5.61	32			Voelkl
33	40	35177	SIMARI BIRKNER A.	1994	ARG	48.21	7.78	33			

Audi FIS Ski World Cup Lenzerheide

12./13. March 2016

Visit: www.weltcup-lenzerheide.com



AUDI FIS SKI WORLD CUP 2015/16 Lenzerheide (SUI)



3rd LADIES' ALPINE COMBINED OFFICIAL RESULTS

SUN 13 MAR 2016
Start Time: 13:30

Jury			Technical Data		Slalom	Super G
TD FIS	M. TIEFENTHALER	AUT	Course Name	Beltrametti	Beltrametti	Beltrametti
Referee	A. SKAARDAL	FIS	Start Altitude	1680 m	2105 m	2105 m
Assistant Referee	M. MAYR	FIS	Finish Altitude	1530 m	1560 m	1560 m
Chief of Race	T. JAEGER	SUI	Vertical Drop	150 m	545 m	545 m
			Course Length		1580 m	1580 m
			Homologation Number	11565/12/14	12021/02/16	12021/02/16

Race Information Slalom			Race Information Super G		
Course Setter	L. PELICIER	FRA	Course Setter	M. TATSCHL	AUT
Number of Gates	51		Number of Gates	39	
Turning Gates	49		Turning Gates	37	
Start Time	10:00		Start Time	13:30	
Forerunners	A - J. WÜTHRICH B - V. DERUNGS C - C. ARNOLD	SUI SUI SUI	Forerunners	A - M. CAVIEZEL B - G. BARANDUN C - M. SIMONET D - L. STOBBSIS E - C. ARNOLD	SUI SUI SUI SUI SUI

Number of Competitors: 41, Number of NSA: 15

F-factor: 1150

Rank	Bib	FIS Code	Name	Year of Birth	NSA	Slalom	Super G	Total	Diff.	Race Points	Ski
1	4	516280	HOLDENER Wendy	1993	SUI	40.43	1:18.88	1:59.31		0.00	Head
2	6	55759	KIRCHGASSER Michaela	1985	AUT	40.92	1:18.85	1:59.77	0.46	4.43	Atomic
3	3	516138	GUT Lara	1991	SUI	41.89	1:17.89	1:59.78	0.47	4.53	Head
4	18	515997	FEIERABEND Denise	1989	SUI	41.87	1:17.95	1:59.82	0.51	4.92	Head
5	8	105269	GAGNON Marie-Michele	1989	CAN	41.10	1:18.90	2:00.00	0.69	6.65	Rossignol
6	7	196726	BARTHET Anne-Sophie	1988	FRA	41.17	1:19.61	2:00.78	1.47	14.17	Head
7	19	538573	ROSS Laurene	1988	USA	43.99	1:17.52	2:01.51	2.20	21.21	Voelkl
8	1	296427	SCHNARF Johanna	1984	ITA	41.80	1:19.82	2:01.62	2.31	22.27	Fischer
9	2	297702	MARSAGLIA Francesca	1990	ITA	42.56	1:19.11	2:01.67	2.36	22.75	Voelkl
10	24	56174	HAASER Ricarda	1993	AUT	43.90	1:17.84	2:01.74	2.43	23.42	Fischer
11	17	196928	WORLEY Tessa	1989	FRA	43.42	1:18.37	2:01.79	2.48	23.90	Rossignol
12	13	425929	MOWINCKEL Ragnhild	1992	NOR	42.71	1:19.38	2:02.09	2.78	26.80	Rossignol
13	22	516284	GISIN Michelle	1993	SUI	41.51	1:21.05	2:02.56	3.25	31.33	Rossignol
14	20	505886	KLING Kajsa	1988	SWE	44.56	1:18.07	2:02.63	3.32	32.00	Head
15	11	516344	KOPP Rahel	1994	SUI	42.34	1:20.55	2:02.89	3.58	34.51	Rossignol
16	10	565333	BRODNIK Vanja	1989	SLO	42.95	1:20.16	2:03.11	3.80	36.63	Stoekli
17	25	56241	SCHNEEBERGER Rosina	1994	AUT	44.07	1:19.32	2:03.39	4.08	39.33	Voelkl
18	5	196968	BAILET Margot	1990	FRA	43.40	1:20.24	2:03.64	4.33	41.74	Salomon

#523 _____

13-03-2016 / Lenzerheide (SUI) / 5172

Page 1/2

Data Processing by LONGINES


www.fis-ski.com

LONGINES Timing

Generation Date: SUN 13 MAR 2016

Time: 14:30

Document: 73E 1.0



Number of Competitors: 41, Number of NSA: 15

F-factor: 1150

Rank	Bib	FIS Code	Name	Year of Birth	NSA	Slalom	Super G	Total	Diff.	Race Points	Ski
19	26	206520	DORSCH Patrizia	1994	GER	45.34	1:18.64	2:03.98	4.67	45.01	Stoeckli
20	21	56125	PUCHNER Mirjam	1992	AUT	44.58	1:19.56	2:04.14	4.83	46.56	Atomic
21	35	299276	BASSINO Marta	1996	ITA	45.75	1:18.52	2:04.27	4.96	47.81	Salomon
22	38	516219	NUFER Priska	1992	SUI	45.89	1:18.57	2:04.46	5.15	49.64	Dynastar
23	36	106961	MIELZYNSKI Erin	1990	CAN	43.23	1:21.39	2:04.62	5.31	51.18	Rossignol
24	30	56224	MAIER Sabrina	1994	AUT	46.04	1:18.76	2:04.80	5.49	52.92	Voelkl
25	39	35089	SIMARI BIRKNER Macarena	1984	ARG	45.98	1:22.34	2:08.32	9.01	86.85	Fischer
26 >	40	35177	SIMARI BIRKNER Angelica	1994	ARG	48.21	1:26.22	2:14.43	15.12	145.74	

DID NOT START SLALOM: 2 competitors

16	297910	CURTONI Elena	1991	ITA							Head
31	315187	IGNJATOVIC Nevena	1990	SRB							Stoeckli

DID NOT FINISH SLALOM: 6 competitors

27	298323	GOGGIA Sofia	1992	ITA							Atomic
28	56177	VENIER Stephanie	1993	AUT							Atomic
32	516185	HAEHLEN Joana	1992	SUI							Voelkl
33	155699	PAULATHOVA Katerina	1993	CZE							Rossignol
34	375018	COLETTI Alexandra	1983	MON							Head
37	385096	POPOVIC Leona	1997	CRO							Fischer

DID NOT FINISH SUPER G: 7 competitors

9	565360	STUHEC Ilka	1990	SLO							Rossignol
12	565320	FERK Marusa	1988	SLO							Stoeckli
14	197497	MIRADOLI Romane	1994	FRA							Dynastar
15	297601	BRIGNONE Federica	1990	ITA							Rossignol
23	56087	SIEBENHOFER Ramona	1991	AUT							Head
29	56198	SCHEYER Christine	1994	AUT							Head
41	197616	ALPHAND Estelle	1995	FRA							Dynastar

Technical Delegate:

M. TIEFENTHALER (AUT) #523

LEGEND

> Competitor's overall time is more than 8% greater than winning time (see FIS rule §10.2)

13-03-2016 / Lenzerheide (SUI) / 5172

Page 2/2

Data Processing by LONGINES

www.fis-ski.com

LONGINES Timing

Generation Date: SUN 13 MAR 2016

Time: 14:30

Document: 73E 1.0

Audi FIS Ski World Cup Lenzerheide

12./13. March 2016

Visit: www.weltcup-lenzerheide.com



AUDI FIS SKI WORLD CUP 2015/16 Lenzerheide (SUI)



3rd LADIES' ALPINE COMBINED PENALTY CALCULATION

SUN 13 MAR 2016

Best 10 at Finish

Rank	Bib	FIS Code	Name	NSA	FIS Points	Best 5	Race Points
1	4	516280	HOLDENER Wendy	SUI	0.37	0.37	0.00
2	6	55759	KIRCHGASSER Michaela	AUT	0.19	0.19	4.43
3	3	516138	GUT Lara	SUI	0.00	0.00	4.53
4	18	515997	FEIERABEND Denise	SUI	5.49		
5	8	105269	GAGNON Marie-Michele	CAN	0.00	0.00	6.65
6	7	196726	BARTHET Anne-Sophie	FRA	3.56		
7	19	538573	ROSS Laurene	USA	5.62		
8	1	296427	SCHNARF Johanna	ITA	3.49	3.49	22.27
9	2	297702	MARSAGLIA Francesca	ITA	3.56		
10	24	56174	HAASER Ricarda	AUT	24.56		

Best 5 FIS Points at Start

Rank	Bib	FIS Code	Name	NSA	FIS Points
3	3	516138	GUT Lara	SUI	0.00
5	8	105269	GAGNON Marie-Michele	CAN	0.00
2	6	55759	KIRCHGASSER Michaela	AUT	0.19
1	4	516280	HOLDENER Wendy	SUI	0.37
18	5	196968	BAILET Margot	FRA	2.43

TOTALS:	
FIS Points of Best 5 at Start (B)	2.99
FIS Points of Best at Finish in Top 10 (A)	4.05
Race Points of Corresponding Competitors (C)	37.88
Calculated Penalty (A+B-C) : 10 =>	-3.084
Rounded	-3.08
Category Adder	0.00
Correction Value (Z)	0.00
Calculated Penalty	-3.08
Penalty Applied	0.00

Technical Delegate:
M. TIEFENTHALER (AUT) #523

Audi FIS Ski World Cup Lenzerheide

12./13. March 2016

Visit: www.weltcup-lenzerheide.com



AUDI FIS SKI WORLD CUP 2015/16 Lenzerheide (SUI)



3rd LADIES' ALPINE COMBINED - SUPER G PERFORMANCE ANALYSIS 1

SUN 13 MAR 2016

Number of Competitors: 26

Rank	Bib	Name Ski	NSA	Positions			Partials			Difference		Speed						
				Pos.	Time	Rank	Pos.	Time	Rank	Time	Dist(m)	Pos.	km/h	Rank				
1	4	HOLDENER Wendy Head	SUI	Run1:	Int1:	14.06	(2)	11-12:	13.13	(1)	0.09	27.24	Avg.:	72.11				
					Int2:	27.19	(1)		12-Fin:	13.24	(1)				0.00			
					Fin:	40.43	(1)				0.00							
				Run2:	Int1:	18.53	(7)	11-12:	19.52	(10)	0.28				26.65	Avg.:	72.14	
					Int2:	38.05	(10)		12-13:	24.43	(5)							0.79
					Int3:	1:02.48	(7)		13-Fin:	16.40	(24)							1.05
				Total:	Fin:	1:18.88	(12)			1.36								
					Int1:	58.96	(1)			0.00								
					Int2:	1:18.48	(1)			0.00								
					Int3:	1:42.91	(1)			0.00								
		Fin:	1:59.31	(1)			0.00											
2	6	KIRCHGASSER Michaela Atomic	AUT	Run1:	Int1:	14.28	(6)	11-12:	13.29	(2)	0.31	26.65	Avg.:	72.14				
					Int2:	27.57	(2)		12-Fin:	13.35	(2)				0.38			
					Fin:	40.92	(2)				0.49							
				Run2:	Int1:	18.59	(10)	11-12:	19.40	(7)	0.34				26.65	Avg.:	72.14	
					Int2:	37.99	(8)		12-13:	25.05	(16)							0.73
					Int3:	1:03.04	(13)		13-Fin:	15.81	(5)							1.61
				Total:	Fin:	1:18.85	(11)			1.33								
					Int1:	59.51	(2)			0.55								
					Int2:	1:18.91	(2)			0.43								
					Int3:	1:43.96	(2)			1.05								
		Fin:	1:59.77	(2)			0.46											
3	3	GUT Lara Head	SUI	Run1:	Int1:	14.31	(7)	11-12:	13.88	(7)	0.34	7.51	Avg.:	73.03				
					Int2:	28.19	(7)		12-Fin:	13.70	(8)				1.00			
					Fin:	41.89	(8)				1.46							
				Run2:	Int1:	18.41	(4)	11-12:	19.15	(5)	0.16				7.51	Avg.:	73.03	
					Int2:	37.56	(2)		12-13:	24.56	(7)							0.30
					Int3:	1:02.12	(2)		13-Fin:	15.77	(4)							0.69
				Total:	Fin:	1:17.89	(3)			0.37								
					Int1:	1:00.30	(7)			1.34								
					Int2:	1:19.45	(4)			0.97								
					Int3:	1:44.01	(3)			1.10								
		Fin:	1:59.78	(3)			0.47											

Number of Competitors: 26

Rank	Bib	Name Ski	NSA	Positions			Partials			Difference			Speed				
				Pos.	Time	Rank	Pos.	Time	Rank	Time	Dist(m)	Pos.	km/h	Rank			
4	18	FEIERABEND Denise Head	SUI	Run1:	Int1:	14.70	(10)	I1-I2:	13.47	(3)	0.73	8.72	Avg.:	98.65	(12)		
					Int2:	28.17	(6)		I2-Fin:	13.70						(8)	0.98
					Fin:	41.87	(7)									1.44	
				Run2:	Int1:	18.68	(14)	I1-I2:	18.99	(2)	0.43	27.63	Avg.:	72.97			
					Int2:	37.67	(5)		I2-I3:	24.63					(9)	0.41	
					Int3:	1:02.30	(4)		I3-Fin:	15.65					(1)	0.87	
				Total:	Fin:	1:17.95	(4)				0.43						
					Int1:	1:00.55	(8)				1.59						
					Int2:	1:19.54	(5)				1.06						
					Int3:	1:44.17	(5)				1.26						
		Fin:	1:59.82	(4)							0.51						
5	8	GAGNON Marie-Michele Rossignol	CAN	Run1:	Int1:	14.12	(3)	I1-I2:	13.56	(4)	0.15	27.63	Avg.:	98.33	(13)		
					Int2:	27.68	(3)		I2-Fin:	13.42						(3)	0.49
					Fin:	41.10	(3)									0.67	
				Run2:	Int1:	18.45	(6)	I1-I2:	19.54	(12)	0.20	41.48	Avg.:	71.45			
					Int2:	37.99	(8)		I2-I3:	25.06					(17)	0.73	
					Int3:	1:03.05	(14)		I3-Fin:	15.85					(9)	1.62	
				Total:	Fin:	1:18.90	(13)				1.38						
					Int1:	59.55	(3)				0.59						
					Int2:	1:19.09	(3)				0.61						
					Int3:	1:44.15	(4)				1.24						
		Fin:	2:00.00	(5)							0.69						
6	7	BARTHET Anne-Sophie Head	FRA	Run1:	Int1:	14.12	(3)	I1-I2:	13.61	(5)	0.15	41.48	Avg.:	99.97	(7)		
					Int2:	27.73	(4)		I2-Fin:	13.44						(5)	0.54
					Fin:	41.17	(4)									0.74	
				Run2:	Int1:	18.72	(16)	I1-I2:	19.80	(17)	0.47	27.63	Avg.:	71.45			
					Int2:	38.52	(15)		I2-I3:	25.10					(18)	1.26	
					Int3:	1:03.62	(19)		I3-Fin:	15.99					(13)	2.19	
				Total:	Fin:	1:19.61	(18)				2.09						
					Int1:	59.89	(4)				0.93						
					Int2:	1:19.69	(7)				1.21						
					Int3:	1:44.79	(6)				1.88						
		Fin:	2:00.78	(6)							1.47						
7	19	ROSS Laurene Voelkl	USA	Run1:	Int1:	15.19	(16)	I1-I2:	14.47	(15)	1.22	0.00	Avg.:	100.90	(1)		
					Int2:	29.66	(18)		I2-Fin:	14.33						(16)	2.47
					Fin:	43.99	(17)									3.56	
				Run2:	Int1:	18.37	(3)	I1-I2:	18.89	(1)	0.12	0.00	Avg.:	73.37			
					Int2:	37.26	(1)		I2-I3:	24.17					(3)	0.00	
					Int3:	1:01.43	(1)		I3-Fin:	16.09					(16)	0.00	
				Total:	Fin:	1:17.52	(1)				0.00						
					Int1:	1:02.36	(16)				3.40						
					Int2:	1:21.25	(10)				2.77						
					Int3:	1:45.42	(9)				2.51						
		Fin:	2:01.51	(7)							2.20						
8	1	SCHNARF Johanna Fischer	ITA	Run1:	Int1:	13.97	(1)	I1-I2:	14.41	(14)	0.00	45.53	Avg.:	100.18	(4)		
					Int2:	28.38	(8)		I2-Fin:	13.42						(3)	1.19
					Fin:	41.80	(6)									1.37	
				Run2:	Int1:	18.31	(2)	I1-I2:	19.44	(8)	0.06	27.63	Avg.:	71.26			
					Int2:	37.75	(6)		I2-I3:	25.83					(23)	0.49	
					Int3:	1:03.58	(18)		I3-Fin:	16.24					(20)	2.15	
				Total:	Fin:	1:19.82	(19)				2.30						
					Int1:	1:00.11	(5)				1.15						
					Int2:	1:19.55	(6)				1.07						
					Int3:	1:45.38	(7)				2.47						
		Fin:	2:01.62	(8)							2.31						

Number of Competitors: 26

Rank	Bib	Name Ski	NSA	Positions			Partials			Difference			Speed						
				Pos.	Time	Rank	Pos.	Time	Rank	Time	Dist(m)	Pos.	km/h	Rank					
9	2	MARSAGLIA Francesca Voelkl	ITA	Run1:	Int1:	15.20	(17)	I1-I2:	13.78	(6)	1.23	31.76	Avg.:	71.90					
					Int2:	28.98	(12)		I2-Fin:	13.58	(7)					1.79			
					Fin:	42.56	(10)									2.13			
				Run2:	Int1:	18.54	(9)	I1-I2:	19.52	(10)	0.29					Sp1:	99.07	(10)	
					Int2:	38.06	(12)		I2-I3:	24.76	(13)								0.80
					Int3:	1:02.82	(10)		I3-Fin:	16.29	(22)								1.39
				Total:	Fin:	1:19.11	(14)				1.59								
					Int1:	1:01.10	(10)				2.14								
					Int2:	1:20.62	(8)				2.14								
					Int3:	1:45.38	(7)				2.47								
		Fin:	2:01.67	(9)															
10	24	HAASER Ricarda Fischer	AUT	Run1:	Int1:	14.85	(13)	I1-I2:	14.61	(17)	0.88	6.50	Avg.:	73.07					
					Int2:	29.46	(15)		I2-Fin:	14.44	(18)					2.27			
					Fin:	43.90	(16)									3.47			
				Run2:	Int1:	18.25	(1)	I1-I2:	19.35	(6)	0.00					Sp1:	99.40	(9)	
					Int2:	37.60	(3)		I2-I3:	24.57	(8)								0.34
					Int3:	1:02.17	(3)		I3-Fin:	15.67	(2)								0.74
				Total:	Fin:	1:17.84	(2)				0.32								
					Int1:	1:02.15	(13)				3.19								
					Int2:	1:21.50	(15)				3.02								
					Int3:	1:46.07	(11)				3.16								
		Fin:	2:01.74	(10)															
11	17	WORLEY Tessa Rossignol	FRA	Run1:	Int1:	14.85	(13)	I1-I2:	14.24	(13)	0.88	17.14	Avg.:	72.58					
					Int2:	29.09	(13)		I2-Fin:	14.33	(16)					1.90			
					Fin:	43.42	(15)									2.99			
				Run2:	Int1:	18.76	(20)	I1-I2:	19.07	(4)	0.51					Sp1:	100.00	(6)	
					Int2:	37.83	(7)		I2-I3:	24.73	(12)								0.57
					Int3:	1:02.56	(9)		I3-Fin:	15.81	(5)								1.13
				Total:	Fin:	1:18.37	(6)				0.85								
					Int1:	1:02.18	(15)				3.22								
					Int2:	1:21.25	(10)				2.77								
					Int3:	1:45.98	(10)				3.07								
		Fin:	2:01.79	(11)															
12	13	MOWINCKEL Ragnhild Rossignol	NOR	Run1:	Int1:	14.66	(9)	I1-I2:	14.11	(11)	0.69	37.02	Avg.:	71.66					
					Int2:	28.77	(10)		I2-Fin:	13.94	(11)					1.58			
					Fin:	42.71	(11)									2.28			
				Run2:	Int1:	18.73	(17)	I1-I2:	20.01	(21)	0.48					Sp1:	97.64	(16)	
					Int2:	38.74	(19)		I2-I3:	24.69	(10)								1.48
					Int3:	1:03.43	(16)		I3-Fin:	15.95	(10)								2.00
				Total:	Fin:	1:19.38	(16)				1.86								
					Int1:	1:01.44	(11)				2.48								
					Int2:	1:21.45	(13)				2.97								
					Int3:	1:46.14	(12)				3.23								
		Fin:	2:02.09	(12)															
13	22	GISIN Michelle Rossignol	SUI	Run1:	Int1:	14.13	(5)	I1-I2:	13.91	(9)	0.16	68.81	Avg.:	70.18					
					Int2:	28.04	(5)		I2-Fin:	13.47	(6)					0.85			
					Fin:	41.51	(5)									1.08			
				Run2:	Int1:	18.61	(12)	I1-I2:	21.14	(24)	0.36					Sp1:	94.08	(21)	
					Int2:	39.75	(24)		I2-I3:	25.18	(19)								2.49
					Int3:	1:04.93	(23)		I3-Fin:	16.12	(17)								3.50
				Total:	Fin:	1:21.05	(23)				3.53								
					Int1:	1:00.12	(6)				1.16								
					Int2:	1:21.26	(12)				2.78								
					Int3:	1:46.44	(13)				3.53								
		Fin:	2:02.56	(13)															

Number of Competitors: 26

Rank	Bib	Name Ski	NSA	Positions			Partials			Difference			Speed						
				Pos.	Time	Rank	Pos.	Time	Rank	Time	Dist(m)	Pos.	km/h	Rank					
14	20	KLING Kajsa Head	SWE	Run1:	Int1:	15.28	(19)	I1-I2:	14.98	(21)	1.31	11.13	Avg.:	72.86	(2)				
					Int2:	30.26	(21)		I2-Fin:	14.30	(15)					3.07			
					Fin:	44.56	(19)				4.13								
				Run2:	Int1:	18.63	(13)	I1-I2:	19.03	(3)	0.38					Sp1:	100.84	(2)	
					Int2:	37.66	(4)		I2-I3:	24.69	(10)								0.40
					Int3:	1:02.35	(5)		I3-Fin:	15.72	(3)								0.92
				Total:	Fin:	1:18.07	(5)			0.55									
					Int1:	1:03.19	(19)			4.23									
					Int2:	1:22.22	(16)			3.74									
					Int3:	1:46.91	(15)			4.00									
		Fin:	2:02.63	(14)						3.32									
15	11	KOPP Rahel Rossignol	SUI	Run1:	Int1:	14.49	(8)	I1-I2:	13.90	(8)	0.52	59.43	Avg.:	70.61	(15)				
					Int2:	28.39	(9)		I2-Fin:	13.95	(12)					1.20			
					Fin:	42.34	(9)				1.91								
				Run2:	Int1:	18.75	(18)	I1-I2:	19.81	(18)	0.50					Sp1:	97.86	(15)	
					Int2:	38.56	(17)		I2-I3:	25.79	(21)								1.30
					Int3:	1:04.35	(22)		I3-Fin:	16.20	(19)								2.92
				Total:	Fin:	1:20.55	(22)			3.03									
					Int1:	1:01.09	(9)			2.13									
					Int2:	1:20.90	(9)			2.42									
					Int3:	1:46.69	(14)			3.78									
		Fin:	2:02.89	(15)						3.58									
16	10	BRODNIK Vanja Stoeckli	SLO	Run1:	Int1:	14.77	(12)	I1-I2:	14.03	(10)	0.80	52.04	Avg.:	70.96	(22)				
					Int2:	28.80	(11)		I2-Fin:	14.15	(14)					1.61			
					Fin:	42.95	(12)				2.52								
				Run2:	Int1:	18.93	(22)	I1-I2:	19.61	(14)	0.68					Sp1:	92.68	(22)	
					Int2:	38.54	(16)		I2-I3:	25.67	(20)								1.28
					Int3:	1:04.21	(21)		I3-Fin:	15.95	(10)								2.78
				Total:	Fin:	1:20.16	(20)			2.64									
					Int1:	1:01.88	(12)			2.92									
					Int2:	1:21.49	(14)			3.01									
					Int3:	1:47.16	(16)			4.25									
		Fin:	2:03.11	(16)						3.80									
17	25	SCHNEEBERGER Rosina Voelkl	AUT	Run1:	Int1:	14.95	(15)	I1-I2:	14.64	(18)	0.98	35.85	Avg.:	71.71	(17)				
					Int2:	29.59	(17)		I2-Fin:	14.48	(19)					2.40			
					Fin:	44.07	(18)				3.64								
				Run2:	Int1:	18.82	(21)	I1-I2:	19.99	(20)	0.57					Sp1:	97.49	(17)	
					Int2:	38.81	(20)		I2-I3:	24.54	(6)								1.55
					Int3:	1:03.35	(15)		I3-Fin:	15.97	(12)								1.92
				Total:	Fin:	1:19.32	(15)			1.80									
					Int1:	1:02.89	(18)			3.93									
					Int2:	1:22.88	(18)			4.40									
					Int3:	1:47.42	(18)			4.51									
		Fin:	2:03.39	(17)						4.08									
18	5	BAILET Margot Salomon	FRA	Run1:	Int1:	15.36	(22)	I1-I2:	14.20	(12)	1.39	53.56	Avg.:	70.89	(18)				
					Int2:	29.56	(16)		I2-Fin:	13.84	(10)					2.37			
					Fin:	43.40	(14)				2.97								
				Run2:	Int1:	18.75	(18)	I1-I2:			0.50					Sp1:			
					Int2:				I2-I3:										2.42
					Int3:	1:03.85	(20)		I3-Fin:	16.39	(23)								2.72
				Total:	Fin:	1:20.24	(21)			2.72									
					Int1:	1:02.15	(13)			3.19									
					Int2:	29.56	(20)			2.37									
					Int3:	1:47.25	(17)			4.34									
		Fin:	2:03.64	(18)						4.33									

Number of Competitors: 26

Rank	Bib	Name Ski	NSA	Positions			Partials			Difference			Speed						
				Pos.	Time	Rank	Pos.	Time	Rank	Time	Dist(m)	Pos.	km/h	Rank					
19	26	DORSCH Patrizia Stoekli	GER	Run1:	Int1:	15.30	(20)	I1-I2:	14.84	(20)	1.33	22.50	Avg.:	72.33					
					Int2:	30.14	(20)		I2-Fin:	15.20	(23)					2.95			
					Fin:	45.34	(21)				4.91								
				Run2:	Int1:	18.42	(5)	I1-I2:	19.63	(15)	0.17					Sp1:	91.78	(23)	
					Int2:	38.05	(10)		I2-I3:	24.77	(14)								0.79
					Int3:	1:02.82	(10)		I3-Fin:	15.82	(7)								1.39
				Total:	Int1:	1:03.76	(21)				4.80								
					Int2:	1:23.39	(20)				4.91								
					Int3:	1:48.16	(21)				5.25								
					Fin:	2:03.98	(19)				4.67								
20	21	PUCHNER Mirjam Atomic	AUT	Run1:	Int1:	15.21	(18)	I1-I2:	14.73	(19)	1.24	40.51	Avg.:	71.49					
					Int2:	29.94	(19)		I2-Fin:	14.64	(20)					2.75			
					Fin:	44.58	(20)				4.15								
				Run2:	Int1:	19.15	(23)	I1-I2:	19.58	(13)	0.90					Sp1:	100.04	(5)	
					Int2:	38.73	(18)		I2-I3:	24.84	(15)								1.47
					Int3:	1:03.57	(17)		I3-Fin:	15.99	(13)								2.14
				Total:	Int1:	1:03.73	(20)				4.77								
					Int2:	1:23.31	(19)				4.83								
					Int3:	1:48.15	(19)				5.24								
					Fin:	2:04.14	(20)				4.83								
21	35	BASSINO Marta Salomon	ITA	Run1:	Int1:	15.41	(23)	I1-I2:	15.14	(22)	1.44	20.12	Avg.:	72.44					
					Int2:	30.55	(22)		I2-Fin:	15.20	(23)					3.36			
					Fin:	45.75	(22)				5.32								
				Run2:	Int1:	18.60	(11)	I1-I2:	19.64	(16)	0.35					Sp1:	97.04	(18)	
					Int2:	38.24	(14)		I2-I3:	24.16	(2)								0.98
					Int3:	1:02.40	(6)		I3-Fin:	16.12	(17)								0.97
				Total:	Int1:	1:04.35	(22)				5.39								
					Int2:	1:23.99	(21)				5.51								
					Int3:	1:48.15	(19)				5.24								
					Fin:	2:04.27	(21)				4.96								
22	38	NUFER Priska Dynastar	SUI	Run1:	Int1:	15.70	(25)	I1-I2:	15.18	(23)	1.73	21.11	Avg.:	72.39					
					Int2:	30.88	(25)		I2-Fin:	15.01	(21)					3.69			
					Fin:	45.89	(23)				5.46								
				Run2:	Int1:	18.71	(15)	I1-I2:	19.50	(9)	0.46					Sp1:	98.02	(14)	
					Int2:	38.21	(13)		I2-I3:	24.30	(4)								0.95
					Int3:	1:02.51	(8)		I3-Fin:	16.06	(15)								1.08
				Total:	Int1:	1:04.60	(24)				5.64								
					Int2:	1:24.10	(22)				5.62								
					Int3:	1:48.40	(23)				5.49								
					Fin:	2:04.46	(22)				5.15								
23	36	MIELZYNSKI Erin Rossignol	CAN	Run1:	Int1:	14.75	(11)	I1-I2:	14.53	(16)	0.78	75.13	Avg.:	69.89					
					Int2:	29.28	(14)		I2-Fin:	13.95	(12)					2.09			
					Fin:	43.23	(13)				2.80								
				Run2:	Int1:	19.15	(23)	I1-I2:	19.92	(19)	0.90					Sp1:	90.60	(25)	
					Int2:	39.07	(22)		I2-I3:	26.08	(24)								1.81
					Int3:	1:05.15	(24)		I3-Fin:	16.24	(20)								3.72
				Total:	Int1:	1:02.38	(17)				3.42								
					Int2:	1:22.30	(17)				3.82								
					Int3:	1:48.38	(22)				5.47								
					Fin:	2:04.62	(23)				5.31								

Number of Competitors: 26

Rank	Bib	Name Ski	NSA	Positions			Partials			Difference			Speed			
				Pos.	Time	Rank	Pos.	Time	Rank	Time	Dist(m)	Pos.	km/h	Rank		
24	30	MAIER Sabrina Voelkl	AUT	Run1:	Int1:	15.34	(21)	I1-I2:	15.42	(25)	1.37					
					Int2:	30.76	(23)		I2-Fin:	15.28	(25)					3.57
					Fin:	46.04	(25)				5.61					
				Run2:	Int1:	18.53	(7)	I1-I2:	20.28	(23)	0.28		Sp1:	99.71	(8)	
					Int2:	38.81	(20)		I2-I3:	24.11	(1)			1.55		
					Int3:	1:02.92	(12)		I3-Fin:	15.84	(8)			1.49		
				Total:	Fin:	1:18.76	(10)				1.24	24.88	Avg.:	72.22		
					Int1:	1:04.57	(23)				5.61					
					Int2:	1:24.85	(23)				6.37					
					Int3:	1:48.96	(24)				6.05					
			Fin:	2:04.80	(24)					5.49						
25	39	SIMARI BIRKNER M. Fischer	ARG	Run1:	Int1:	15.63	(24)	I1-I2:	15.23	(24)	1.66					
					Int2:	30.86	(24)		I2-Fin:	15.12	(22)					3.67
					Fin:	45.98	(24)				5.55					
				Run2:	Int1:	19.50	(25)	I1-I2:	20.09	(22)	1.25		Sp1:	94.54	(20)	
					Int2:	39.59	(23)		I2-I3:	25.79	(21)			2.33		
					Int3:	1:05.38	(25)		I3-Fin:	16.96	(25)			3.95		
				Total:	Fin:	1:22.34	(25)				4.82	92.49	Avg.:	69.08		
					Int1:	1:05.48	(25)				6.52					
					Int2:	1:25.57	(24)				7.09					
					Int3:	1:51.36	(25)				8.45					
			Fin:	2:08.32	(25)					9.01						
26	40	SIMARI BIRKNER A.	ARG	Run1:	Int1:	16.54	(26)	I1-I2:	15.92	(26)	2.57					
					Int2:	32.46	(26)		I2-Fin:	15.75	(26)					5.27
					Fin:	48.21	(26)				7.78					
				Run2:	Int1:	19.76	(26)	I1-I2:	21.48	(25)	1.51		Sp1:	91.48	(24)	
					Int2:	41.24	(25)		I2-I3:	27.49	(25)			3.98		
					Int3:	1:08.73	(26)		I3-Fin:	17.49	(26)			7.30		
				Total:	Fin:	1:26.22	(26)				8.70	159.43	Avg.:	65.97		
					Int1:	1:07.97	(26)				9.01					
					Int2:	1:29.45	(25)				10.97					
					Int3:	1:56.94	(26)				14.03					
			Fin:	2:14.43	(26)					15.12						

LEGEND							
Pos	Intermediate or Speed Position	Total	First + Second Run	Int3:	Intermediate 3	Run1	First Run
Avg.	Average Speed for the race	Int1:	Intermediate 1	Sp1:	Speed Trap 1	Fin:	Finish
Dist(m)	Distance behind the first	Int2:	Intermediate 2	Run2	Second Run		

Audi FIS Ski World Cup Lenzerheide

12./13. March 2016

Visit: www.weltcup-lenzerheide.com



AUDI FIS SKI WORLD CUP 2015/16 Lenzerheide (SUI)



3rd LADIES' ALPINE COMBINED - SUPER G PERFORMANCE ANALYSIS 2

SUN 13 MAR 2016

Number of Competitors: 41

Bib	Name Ski	NSA	Positions			Partials			Difference		Speed				
			Pos.	Time	Rank	Pos.	Time	Rank	Time	Dist(m)	Pos.	km/h	Rank		
1	SCHNARF Johanna Fischer	ITA	Run1:	Int1:	13.97	(1)	I1-I2:	14.41	(18)	0.00					
				Int2:	28.38	(9)		I2-Fin:	13.42					(3)	
				Fin:	41.80	(6)									
			Run2:	Int1:	18.31	(4)	I1-I2:	19.44	(10)	0.11		45.53	Sp1:	100.18	(5)
				Int2:	37.75	(6)		I2-I3:	25.83					(25)	2.15
				Int3:	1:03.58	(19)		I3-Fin:	16.24					(21)	
				Fin:	1:19.82	(19)									2.30
				Total:	Int1:	1:00.11		(5)							
					Int2:	1:19.55		(6)							1.07
			Int3:		1:45.38	(8)			2.47						
					Fin:	2:01.62	(8)			2.31			Avg.:	71.26	
			2	MARSAGLIA Francesca Voelkl	ITA	Run1:	Int1:	15.20	(22)	I1-I2:	13.78	(7)	1.23		
Int2:	28.98	(16)					I2-Fin:	13.58	(7)						
Fin:	42.56	(13)													
Run2:	Int1:	18.54				(12)	I1-I2:	19.52	(12)	0.34		31.76	Sp1:	99.07	(11)
	Int2:	38.06				(13)		I2-I3:	24.76					(14)	1.39
	Int3:	1:02.82				(11)		I3-Fin:	16.29					(23)	
	Fin:	1:19.11				(14)									1.59
	Total:	Int1:				1:01.10		(12)							
		Int2:				1:20.62		(8)							2.14
Int3:		1:45.38				(8)			2.47						
		Fin:				2:01.67	(9)			2.36			Avg.:	71.90	
3	GUT Lara Head	SUI				Run1:	Int1:	14.31	(7)	I1-I2:	13.88	(9)	0.34		
			Int2:	28.19	(7)		I2-Fin:	13.70	(10)						
			Fin:	41.89	(9)										
			Run2:	Int1:	18.41	(7)	I1-I2:	19.15	(5)	0.21		7.51	Sp1:	98.68	(12)
				Int2:	37.56	(2)		I2-I3:	24.56					(7)	0.69
				Int3:	1:02.12	(2)		I3-Fin:	15.77					(4)	
				Fin:	1:17.89	(3)									0.37
				Total:	Int1:	1:00.30		(7)							
					Int2:	1:19.45		(4)							0.97
			Int3:		1:44.01	(3)			1.10						
					Fin:	1:59.78	(3)			0.47			Avg.:	73.03	

Number of Competitors: 41

Bib	Name Ski	NSA	Positions			Partials			Difference		Speed			
			Pos.	Time	Rank	Pos.	Time	Rank	Time	Dist(m)	Pos.	km/h	Rank	
4	HOLDENER Wendy Head	SUI	Run1:	Int1:	14.06	(2)	I1-I2:	13.13	(1)	0.09				
				Int2:	27.19	(1)		I2-Fin:	13.24	(1)	0.00			
				Fin:	40.43	(1)				0.00				
			Run2:	Int1:	18.53	(10)	I1-I2:	19.52	(12)	0.33		Sp1:	100.50	(4)
				Int2:	38.05	(11)		I2-I3:	24.43	(5)	0.79			
				Int3:	1:02.48	(7)		I3-Fin:	16.40	(25)	1.05			
			Total:	Fin:	1:18.88	(12)				1.36	27.24	Avg.:	72.11	
				Int1:	58.96	(1)				0.00				
				Int2:	1:18.48	(1)				0.00				
				Int3:	1:42.91	(1)				0.00				
			Fin:	1:59.31	(1)				0.00					
5	BAILET Margot Salomon	FRA	Run1:	Int1:	15.36	(29)	I1-I2:	14.20	(15)	1.39				
				Int2:	29.56	(20)		I2-Fin:	13.84	(13)	2.37			
				Fin:	43.40	(18)				2.97				
			Run2:	Int1:	18.75	(23)	I1-I2:			0.55		Sp1:		
				Int2:				I2-I3:			2.42			
				Int3:	1:03.85	(21)		I3-Fin:	16.39	(24)	2.72	53.56	Avg.:	70.89
			Total:	Fin:	1:20.24	(21)				3.19				
				Int1:	1:02.15	(17)				2.37				
				Int2:	29.56	(0)				4.34				
				Int3:	1:47.25	(19)				4.33				
			Fin:	2:03.64	(18)									
6	KIRCHGASSER Michaela Atomic	AUT	Run1:	Int1:	14.28	(6)	I1-I2:	13.29	(2)	0.31				
				Int2:	27.57	(2)		I2-Fin:	13.35	(2)	0.38			
				Fin:	40.92	(2)				0.49				
			Run2:	Int1:	18.59	(13)	I1-I2:	19.40	(9)	0.39		Sp1:	96.73	(20)
				Int2:	37.99	(8)		I2-I3:	25.05	(17)	0.73			
				Int3:	1:03.04	(14)		I3-Fin:	15.81	(5)	1.61			
			Total:	Fin:	1:18.85	(11)				1.33	26.65	Avg.:	72.14	
				Int1:	59.51	(2)				0.55				
				Int2:	1:18.91	(2)				0.43				
				Int3:	1:43.96	(2)				1.05				
			Fin:	1:59.77	(2)				0.46					
7	BARTHET Anne-Sophie Head	FRA	Run1:	Int1:	14.12	(3)	I1-I2:	13.61	(5)	0.15				
				Int2:	27.73	(4)		I2-Fin:	13.44	(5)	0.54			
				Fin:	41.17	(4)				0.74				
			Run2:	Int1:	18.72	(20)	I1-I2:	19.80	(19)	0.52		Sp1:	99.97	(8)
				Int2:	38.52	(17)		I2-I3:	25.10	(19)	1.26			
				Int3:	1:03.62	(20)		I3-Fin:	15.99	(13)	2.19			
			Total:	Fin:	1:19.61	(18)				2.09	41.48	Avg.:	71.45	
				Int1:	59.89	(4)				0.93				
				Int2:	1:19.69	(7)				1.21				
				Int3:	1:44.79	(6)				1.88				
			Fin:	2:00.78	(6)				1.47					
8	GAGNON Marie-Michele Rossignol	CAN	Run1:	Int1:	14.12	(3)	I1-I2:	13.56	(4)	0.15				
				Int2:	27.68	(3)		I2-Fin:	13.42	(3)	0.49			
				Fin:	41.10	(3)				0.67				
			Run2:	Int1:	18.45	(9)	I1-I2:	19.54	(14)	0.25		Sp1:	98.33	(14)
				Int2:	37.99	(8)		I2-I3:	25.06	(18)	0.73			
				Int3:	1:03.05	(15)		I3-Fin:	15.85	(9)	1.62			
			Total:	Fin:	1:18.90	(13)				1.38	27.63	Avg.:	72.09	
				Int1:	59.55	(3)				0.59				
				Int2:	1:19.09	(3)				0.61				
				Int3:	1:44.15	(4)				1.24				
			Fin:	2:00.00	(5)				0.69					

Number of Competitors: 41

Bib	Name Ski	NSA	Positions			Partials			Difference		Speed						
			Pos.	Time	Rank	Pos.	Time	Rank	Time	Dist(m)	Pos.	km/h	Rank				
9	STUHEC Ilka Rossignol	SLO	Run1:	Int1:	14.61	(10)	I1-I2:	13.62	(6)	0.64							
				Int2:	28.23	(8)							I2-Fin:	13.65	(9)	1.04	
				Fin:	41.88	(8)											1.45
			Run2:	Int1:	18.67	(17)	I1-I2:			0.47		Sp1:					
				Int2:										I2-I3:			
				Int3:													I3-Fin:
			Fin:	DNF		Avg.:											
			Total:	Int1:				DNF									
				Int2:													
				Int3:													
Fin:	DNF																
10	BRODNIK Vanja Stoeckli	SLO	Run1:	Int1:	14.77	(15)	I1-I2:	14.03	(13)	0.80							
				Int2:	28.80	(14)							I2-Fin:	14.15	(18)	1.61	
				Fin:	42.95	(16)											2.52
			Run2:	Int1:	18.93	(27)	I1-I2:	19.61	(16)	0.73		Sp1:	92.68 (23)				
				Int2:	38.54	(18)								I2-I3:	25.67	(22)	1.28
				Int3:	1:04.21	(23)											
			Fin:	1:20.16	(20)	2.64	52.04	Avg.:	70.96								
			Total:	Int1:	1:01.88					(16)				2.92			
				Int2:	1:21.49	(16)	3.01										
				Int3:	1:47.16	(18)		4.25									
Fin:	2:03.11	(16)	3.80														
11	KOPP Rahel Rossignol	SUI		Run1:	Int1:	14.49	(8)	I1-I2:	13.90	(10)	0.52						
			Int2:		28.39	(10)	I2-Fin:							13.95	(16)	1.20	
			Fin:		42.34	(12)											1.91
			Run2:	Int1:	18.75	(23)	I1-I2:	19.81	(20)	0.55		Sp1:	97.86 (16)				
				Int2:	38.56	(19)								I2-I3:	25.79	(23)	1.30
				Int3:	1:04.35	(24)											
			Fin:	1:20.55	(22)	3.03	59.43	Avg.:	70.61								
			Total:	Int1:	1:01.09					(11)				2.13			
				Int2:	1:20.90	(11)	2.42										
				Int3:	1:46.69	(16)		3.78									
Fin:	2:02.89	(15)	3.58														
12	FERK Marusa Stoeckli	SLO		Run1:	Int1:	14.50	(9)	I1-I2:	13.91	(11)	0.53						
			Int2:		28.41	(11)	I2-Fin:							13.86	(14)	1.22	
			Fin:		42.27	(10)											1.84
			Run2:	Int1:	19.13	(28)	I1-I2:	19.25	(6)	0.93		Sp1:	92.19 (24)				
				Int2:	38.38	(16)								I2-I3:	25.52	(21)	1.12
				Int3:	1:03.90	(22)											
			Fin:	DNF		Avg.:											
			Total:	Int1:				DNF									
				Int2:													
				Int3:													
Fin:	DNF																
13	MOWINCKEL Ragnhild Rossignol	NOR	Run1:	Int1:	14.66	(11)	I1-I2:	14.11	(14)	0.69							
				Int2:	28.77	(13)							I2-Fin:	13.94	(15)	1.58	
				Fin:	42.71	(15)											2.28
			Run2:	Int1:	18.73	(22)	I1-I2:	20.01	(23)	0.53		Sp1:	97.64 (17)				
				Int2:	38.74	(21)								I2-I3:	24.69	(11)	1.48
				Int3:	1:03.43	(17)											
			Fin:	1:19.38	(16)	1.86	37.02	Avg.:	71.66								
			Total:	Int1:	1:01.44					(15)				2.48			
				Int2:	1:21.45	(15)	2.97										
				Int3:	1:46.14	(13)		3.23									
Fin:	2:02.09	(12)	2.78														

Number of Competitors: 41

Bib	Name Ski	NSA	Positions			Partials			Difference		Speed			
			Pos.	Time	Rank	Pos.	Time	Rank	Time	Dist(m)	Pos.	km/h	Rank	
14	MIRADOLI Romane Dynastar	FRA	Run1:	Int1:	14.67	(12)	I1-I2:	14.25	(17)	0.70				
				Int2:	28.92	(15)		I2-Fin:	13.74	(12)	1.73			
				Fin:	42.66	(14)				2.23				
			Run2:	Int1:	18.72	(20)	I1-I2:	19.27	(7)	0.52		Sp1:	101.46	(1)
				Int2:	37.99	(8)		I2-I3:	24.67	(10)	0.73			
				Int3:	1:02.66	(10)		I3-Fin:	16.07	(16)	1.23			
			Total:	Int1:								Avg.:		
				Int2:										
				Int3:										
						Fin:	DNF							
15	BRIGNONE Federica Rossignol	ITA	Run1:	Int1:	14.80	(16)	I1-I2:	13.83	(8)	0.83				
				Int2:	28.63	(12)		I2-Fin:	13.64	(8)	1.44			
				Fin:	42.27	(10)				1.84				
			Run2:	Int1:	18.25	(2)	I1-I2:			0.05		Sp1:		
				Int2:				I2-I3:						
				Int3:				I3-Fin:						
			Total:	Int1:								Avg.:		
				Int2:										
				Int3:										
						Fin:	DNF							
16	CURTONI Elena Head	ITA	Run1:	Int1:			I1-I2:							
				Int2:				I2-Fin:						
				Fin:	DNF									
			Run2:	Int1:			I1-I2:					Sp1:		
				Int2:				I2-I3:						
				Int3:				I3-Fin:						
			Total:	Int1:								Avg.:		
				Int2:										
				Int3:										
						Fin:	DNF							
17	WORLEY Tessa Rossignol	FRA	Run1:	Int1:	14.85	(17)	I1-I2:	14.24	(16)	0.88				
				Int2:	29.09	(17)		I2-Fin:	14.33	(20)	1.90			
				Fin:	43.42	(19)				2.99				
			Run2:	Int1:	18.76	(25)	I1-I2:	19.07	(4)	0.56		Sp1:	100.00	(7)
				Int2:	37.83	(7)		I2-I3:	24.73	(13)	0.57			
				Int3:	1:02.56	(9)		I3-Fin:	15.81	(5)	1.13			
			Total:	Int1:	1:18.37	(6)				0.85	17.14	Avg.:	72.58	
				Int2:	1:02.18	(19)				3.22				
				Int3:	1:21.25	(12)				2.77				
						Int3:	1:45.98	(11)						
			Fin:	2:01.79	(11)									
18	FEIERABEND Denise Head	SUI	Run1:	Int1:	14.70	(13)	I1-I2:	13.47	(3)	0.73				
				Int2:	28.17	(6)		I2-Fin:	13.70	(10)	0.98			
				Fin:	41.87	(7)				1.44				
			Run2:	Int1:	18.68	(18)	I1-I2:	18.99	(2)	0.48		Sp1:	98.65	(13)
				Int2:	37.67	(5)		I2-I3:	24.63	(9)	0.41			
				Int3:	1:02.30	(4)		I3-Fin:	15.65	(1)	0.87			
			Total:	Int1:	1:17.95	(4)				0.43	8.72	Avg.:	72.97	
				Int2:	1:00.55	(9)				1.59				
				Int3:	1:19.54	(5)				1.06				
						Int3:	1:44.17	(5)						
			Fin:	1:59.82	(4)									

Number of Competitors: 41

Bib	Name Ski	NSA	Positions			Partials			Difference		Speed			
			Pos.	Time	Rank	Pos.	Time	Rank	Time	Dist(m)	Pos.	km/h	Rank	
19	ROSS Laurene Voelkl	USA	Run1:	Int1:	15.19	(20)	I1-I2:	14.47	(19)	1.22				
				Int2:	29.66	(22)		I2-Fin:	14.33	(20)	2.47			
				Fin:	43.99	(21)					3.56			
			Run2:	Int1:	18.37	(6)	I1-I2:	18.89	(1)	0.17		Sp1:	100.90	(2)
				Int2:	37.26	(1)		I2-I3:	24.17	(3)	0.00			
				Int3:	1:01.43	(1)		I3-Fin:	16.09	(17)	0.00			
				Fin:	1:17.52	(1)					0.00	0.00	Avg.:	73.37
			Total:	Int1:	1:02.36	(20)				3.40				
				Int2:	1:21.25	(12)				2.77				
				Int3:	1:45.42	(10)				2.51				
				Fin:	2:01.51	(7)				2.20				
20	KLING Kajsa Head	SWE	Run1:	Int1:	15.28	(24)	I1-I2:	14.98	(29)	1.31				
				Int2:	30.26	(29)		I2-Fin:	14.30	(19)	3.07			
				Fin:	44.56	(24)					4.13			
			Run2:	Int1:	18.63	(16)	I1-I2:	19.03	(3)	0.43		Sp1:	100.84	(3)
				Int2:	37.66	(4)		I2-I3:	24.69	(11)	0.40			
				Int3:	1:02.35	(5)		I3-Fin:	15.72	(3)	0.92			
				Fin:	1:18.07	(5)					0.55	11.13	Avg.:	72.86
			Total:	Int1:	1:03.19	(25)				4.23				
				Int2:	1:22.22	(18)				3.74				
				Int3:	1:46.91	(17)				4.00				
				Fin:	2:02.63	(14)				3.32				
21	PUCHNER Mirjam Atomic	AUT	Run1:	Int1:	15.21	(23)	I1-I2:	14.73	(26)	1.24				
				Int2:	29.94	(24)		I2-Fin:	14.64	(26)	2.75			
				Fin:	44.58	(25)					4.15			
			Run2:	Int1:	19.15	(29)	I1-I2:	19.58	(15)	0.95		Sp1:	100.04	(6)
				Int2:	38.73	(20)		I2-I3:	24.84	(16)	1.47			
				Int3:	1:03.57	(18)		I3-Fin:	15.99	(13)	2.14			
				Fin:	1:19.56	(17)					2.04	40.51	Avg.:	71.49
			Total:	Int1:	1:03.73	(26)				4.77				
				Int2:	1:23.31	(21)				4.83				
				Int3:	1:48.15	(21)				5.24				
				Fin:	2:04.14	(20)				4.83				
22	GISIN Michelle Rossignol	SUI	Run1:	Int1:	14.13	(5)	I1-I2:	13.91	(11)	0.16				
				Int2:	28.04	(5)		I2-Fin:	13.47	(6)	0.85			
				Fin:	41.51	(5)					1.08			
			Run2:	Int1:	18.61	(15)	I1-I2:	21.14	(26)	0.41		Sp1:	94.08	(22)
				Int2:	39.75	(26)		I2-I3:	25.18	(20)	2.49			
				Int3:	1:04.93	(25)		I3-Fin:	16.12	(18)	3.50			
				Fin:	1:21.05	(23)					3.53	68.81	Avg.:	70.18
			Total:	Int1:	1:00.12	(6)				1.16				
				Int2:	1:21.26	(14)				2.78				
				Int3:	1:46.44	(15)				3.53				
				Fin:	2:02.56	(13)				3.25				
23	SIEBENHOFER Ramona Head	AUT	Run1:	Int1:	15.54	(34)	I1-I2:	14.65	(23)	1.57				
				Int2:	30.19	(27)		I2-Fin:	14.83	(27)	3.00			
				Fin:	45.02	(27)					4.59			
			Run2:	Int1:			I1-I2:					Sp1:		
				Int2:				I2-I3:						
				Int3:				I3-Fin:						
				Fin:	DNF								Avg.:	
			Total:	Int1:										
				Int2:										
				Int3:										
				Fin:	DNF									

Number of Competitors: 41

Bib	Name Ski	NSA	Positions			Partials			Difference		Speed							
			Pos.	Time	Rank	Pos.	Time	Rank	Time	Dist(m)	Pos.	km/h	Rank					
24	HAASER Ricarda Fischer	AUT	Run1:	Int1:	14.85	(17)	I1-I2:	14.61	(21)	0.88								
				Int2:	29.46	(19)							I2-Fin:	14.44	(22)	2.27		
				Fin:	43.90	(20)											3.47	
			Run2:	Int1:	18.25	(2)	I1-I2:	19.35	(8)	0.05	6.50	Sp1:	99.40	(10)				
				Int2:	37.60	(3)									I2-I3:	24.57	(8)	0.34
				Int3:	1:02.17	(3)												
			Fin:	1:17.84	(2)	0.32	Avg.:	73.07										
			Total:	Int1:	1:02.15				(17)					3.19				
				Int2:	1:21.50	(17)	3.02											
				Int3:	1:46.07	(12)		3.16										
Fin:	2:01.74	(10)		2.43														
25	SCHNEEBERGER Rosina Voelkl	AUT	Run1:	Int1:	14.95	(19)	I1-I2:	14.64	(22)	0.98								
				Int2:	29.59	(21)							I2-Fin:	14.48	(23)	2.40		
				Fin:	44.07	(22)											3.64	
			Run2:	Int1:	18.82	(26)	I1-I2:	19.99	(22)	0.62	35.85	Sp1:	97.49	(18)				
				Int2:	38.81	(22)									I2-I3:	24.54	(6)	1.55
				Int3:	1:03.35	(16)												
			Fin:	1:19.32	(15)	1.80	Avg.:	71.71										
			Total:	Int1:	1:02.89				(23)					3.93				
				Int2:	1:22.88	(20)	4.40											
				Int3:	1:47.42	(20)		4.51										
Fin:	2:03.39	(17)		4.08														
26	DORSCH Patrizia Stoekli	GER	Run1:	Int1:	15.30	(25)	I1-I2:	14.84	(28)	1.33								
				Int2:	30.14	(26)							I2-Fin:	15.20	(30)	2.95		
				Fin:	45.34	(28)											4.91	
			Run2:	Int1:	18.42	(8)	I1-I2:	19.63	(17)	0.22	22.50	Sp1:	91.78	(25)				
				Int2:	38.05	(11)									I2-I3:	24.77	(15)	0.79
				Int3:	1:02.82	(11)												
			Fin:	1:18.64	(9)	1.12	Avg.:	72.33										
			Total:	Int1:	1:03.76				(27)					4.80				
				Int2:	1:23.39	(22)	4.91											
				Int3:	1:48.16	(23)		5.25										
Fin:	2:03.98	(19)		4.67														
27	GOGGIA Sofia Atomic	ITA	Run1:	Int1:	15.45	(33)	I1-I2:	15.08	(30)	1.48								
				Int2:	30.53	(30)							I2-Fin:			3.34		
				Fin:	DNF	DNF												
			Run2:	Int1:			I1-I2:				Sp1:							
				Int2:		I2-I3:												
				Int3:											I3-Fin:			
			Fin:	DNF	Avg.:													
			Total:	Int1:														
				Int2:														
				Int3:														
Fin:	DNF																	
28	VENIER Stephanie Atomic	AUT	Run1:	Int1:	15.33	(27)	I1-I2:			1.36								
				Int2:		I2-Fin:												
				Fin:	DNF										DNF			
			Run2:	Int1:		I1-I2:				Sp1:								
				Int2:								I2-I3:						
				Int3:											I3-Fin:			
			Fin:	DNF	Avg.:													
			Total:	Int1:														
				Int2:														
				Int3:														
Fin:	DNF																	

Number of Competitors: 41

Bib	Name Ski	NSA	Positions			Partials			Difference		Speed			
			Pos.	Time	Rank	Pos.	Time	Rank	Time	Dist(m)	Pos.	km/h	Rank	
29	SCHEYER Christine Head	AUT	Run1:	Int1:	15.39	(30)	I1-I2:	14.81	(27)	1.42				
				Int2:	30.20	(28)	I2-Fin:	14.50	(24)	3.01				
				Fin:	44.70	(26)				4.27				
			Run2:	Int1:	18.20	(1)	I1-I2:			0.00		Sp1:		
				Int2:			I2-I3:							
				Int3:			I3-Fin:							
				Fin:	DNF								Avg.:	
			Total:	Int1:										
				Int2:										
				Int3:										
	Fin:	DNF												
30	MAIER Sabrina Voelkl	AUT	Run1:	Int1:	15.34	(28)	I1-I2:	15.42	(34)	1.37				
				Int2:	30.76	(32)	I2-Fin:	15.28	(32)	3.57				
				Fin:	46.04	(32)				5.61				
			Run2:	Int1:	18.53	(10)	I1-I2:	20.28	(25)	0.33		Sp1:	99.71 (9)	
				Int2:	38.81	(22)	I2-I3:	24.11	(1)	1.55				
				Int3:	1:02.92	(13)	I3-Fin:	15.84	(8)	1.49				
				Fin:	1:18.76	(10)				1.24	24.88	Avg.:	72.22	
			Total:	Int1:	1:04.57	(29)				5.61				
				Int2:	1:24.85	(25)				6.37				
				Int3:	1:48.96	(26)				6.05				
	Fin:	2:04.80	(24)				5.49							
31	IGNJATOVIC Nevena Stoekli	SRB	Run1:	Int1:			I1-I2:							
				Int2:			I2-Fin:							
				Fin:	DNS									
			Run2:	Int1:			I1-I2:					Sp1:		
				Int2:			I2-I3:							
				Int3:			I3-Fin:							
				Fin:	DNS								Avg.:	
			Total:	Int1:										
				Int2:										
				Int3:										
	Fin:	DNS												
32	HAEHLEN Joana Voelkl	SUI	Run1:	Int1:	15.62	(35)	I1-I2:			1.65				
				Int2:			I2-Fin:							
				Fin:	DNF									
			Run2:	Int1:			I1-I2:					Sp1:		
				Int2:			I2-I3:							
				Int3:			I3-Fin:							
				Fin:	DNF								Avg.:	
			Total:	Int1:										
				Int2:										
				Int3:										
	Fin:	DNF												
33	PAULATHOVA Katerina Rossignol	CZE	Run1:	Int1:	15.44	(32)	I1-I2:	14.67	(24)	1.47				
				Int2:	30.11	(25)	I2-Fin:			2.92				
				Fin:	DNF									
			Run2:	Int1:			I1-I2:					Sp1:		
				Int2:			I2-I3:							
				Int3:			I3-Fin:							
				Fin:	DNF								Avg.:	
			Total:	Int1:										
				Int2:										
				Int3:										
	Fin:	DNF												

Number of Competitors: 41

Bib	Name Ski	NSA	Positions			Partials			Difference		Speed		
			Pos.	Time	Rank	Pos.	Time	Rank	Time	Dist(m)	Pos.	km/h	Rank
34	COLETTI Alexandra Head	MON	Run1:	Int1:			I1-I2:						
				Int2:			I2-Fin:						
				Fin:	DNF								
			Run2:	Int1:			I1-I2:					Sp1:	
				Int2:			I2-I3:						
				Int3:			I3-Fin:						
	Fin:	DNF								Avg.:			
	Total:	Int1:											
		Int2:											
		Int3:											
		Fin:	DNF										
35	BASSINO Marta Salomon	ITA	Run1:	Int1:	15.41 (31)		I1-I2:	15.14 (31)	1.44				
				Int2:	30.55 (31)		I2-Fin:	15.20 (30)	3.36				
				Fin:	45.75 (29)				5.32				
			Run2:	Int1:	18.60 (14)		I1-I2:	19.64 (18)	0.40		Sp1:	97.04 (19)	
				Int2:	38.24 (15)		I2-I3:	24.16 (2)	0.98				
				Int3:	1:02.40 (6)		I3-Fin:	16.12 (18)	0.97				
	Fin:	1:18.52 (7)				1.00	20.12	Avg.:	72.44				
	Total:	Int1:	1:04.35 (28)				5.39						
		Int2:	1:23.99 (23)				5.51						
		Int3:	1:48.15 (21)				5.24						
		Fin:	2:04.27 (21)				4.96						
36	MIELZYNSKI Erin Rossignol	CAN	Run1:	Int1:	14.75 (14)		I1-I2:	14.53 (20)	0.78				
				Int2:	29.28 (18)		I2-Fin:	13.95 (16)	2.09				
				Fin:	43.23 (17)				2.80				
			Run2:	Int1:	19.15 (29)		I1-I2:	19.92 (21)	0.95		Sp1:	90.60 (27)	
				Int2:	39.07 (24)		I2-I3:	26.08 (26)	1.81				
				Int3:	1:05.15 (26)		I3-Fin:	16.24 (21)	3.72				
	Fin:	1:21.39 (24)				3.87	75.13	Avg.:	69.89				
	Total:	Int1:	1:02.38 (21)				3.42						
		Int2:	1:22.30 (19)				3.82						
		Int3:	1:48.38 (24)				5.47						
		Fin:	2:04.62 (23)				5.31						
37	POPOVIC Leona Fischer	CRO	Run1:	Int1:	15.32 (26)		I1-I2:		1.35				
				Int2:			I2-Fin:						
				Fin:	DNF								
			Run2:	Int1:			I1-I2:				Sp1:		
				Int2:			I2-I3:						
				Int3:			I3-Fin:						
	Fin:	DNF							Avg.:				
	Total:	Int1:											
		Int2:											
		Int3:											
		Fin:	DNF										
38	NUFER Priska Dynastar	SUI	Run1:	Int1:	15.70 (37)		I1-I2:	15.18 (32)	1.73				
				Int2:	30.88 (34)		I2-Fin:	15.01 (28)	3.69				
				Fin:	45.89 (30)				5.46				
			Run2:	Int1:	18.71 (19)		I1-I2:	19.50 (11)	0.51		Sp1:	98.02 (15)	
				Int2:	38.21 (14)		I2-I3:	24.30 (4)	0.95				
				Int3:	1:02.51 (8)		I3-Fin:	16.06 (15)	1.08				
	Fin:	1:18.57 (8)				1.05	21.11	Avg.:	72.39				
	Total:	Int1:	1:04.60 (30)				5.64						
		Int2:	1:24.10 (24)				5.62						
		Int3:	1:48.40 (25)				5.49						
		Fin:	2:04.46 (22)				5.15						

Number of Competitors: 41

Bib	Name Ski	NSA	Positions			Partials			Difference		Speed			
			Pos.	Time	Rank	Pos.	Time	Rank	Time	Dist(m)	Pos.	km/h	Rank	
39	SIMARI BIRKNER Macarena Fischer	ARG	Run1:	Int1:	15.63	(36)	I1-I2:	15.23	(33)	1.66				
				Int2:	30.86	(33)		I2-Fin:	15.12	(29)	3.67			
				Fin:	45.98	(31)			5.55					
			Run2:	Int1:	19.50	(31)	I1-I2:	20.09	(24)	1.30		Sp1:	94.54	(21)
				Int2:	39.59	(25)		I2-I3:	25.79	(23)	2.33			
				Int3:	1:05.38	(27)	I3-Fin:	16.96	(27)	3.95				
				Fin:	1:22.34	(25)				4.82	92.49	Avg.:	69.08	
			Total:	Int1:	1:05.48	(31)				6.52				
				Int2:	1:25.57	(26)				7.09				
				Int3:	1:51.36	(27)				8.45				
Fin:	2:08.32	(25)					9.01							
40	SIMARI BIRKNER Angelica	ARG	Run1:	Int1:	16.54	(38)	I1-I2:	15.92	(35)	2.57				
				Int2:	32.46	(35)		I2-Fin:	15.75	(33)	5.27			
				Fin:	48.21	(33)			7.78					
			Run2:	Int1:	19.76	(32)	I1-I2:	21.48	(27)	1.56		Sp1:	91.48	(26)
				Int2:	41.24	(27)		I2-I3:	27.49	(27)	3.98			
				Int3:	1:08.73	(28)	I3-Fin:	17.49	(28)	7.30				
				Fin:	1:26.22	(26)				8.70	159.43	Avg.:	65.97	
			Total:	Int1:	1:07.97	(32)				9.01				
				Int2:	1:29.45	(27)				10.97				
				Int3:	1:56.94	(28)				14.03				
Fin:	2:14.43	(26)					15.12							
41	ALPHAND Estelle Dynastar	FRA	Run1:	Int1:	15.19	(20)	I1-I2:	14.69	(25)	1.22				
				Int2:	29.88	(23)		I2-Fin:	14.55	(25)	2.69			
				Fin:	44.43	(23)			4.00					
			Run2:	Int1:	18.33	(5)	I1-I2:			0.13		Sp1:		
				Int2:				I2-I3:						
				Int3:			I3-Fin:							
				Fin:	DNF								Avg.:	
			Total:	Int1:										
				Int2:										
				Int3:										
Fin:	DNF													

LEGEND							
Pos	Intermediate or Speed Position	Int1:	Intermediate 1	DNF	Did Not Finish	Run2	Second Run
Avg.	Average Speed for the race	Int2:	Intermediate 2	Sp1:	Speed Trap 1	Run1	First Run
Dist(m)	Distance behind the first	Int3:	Intermediate 3	DNS	Did Not Start	Fin:	Finish
Total	First + Second Run						

AFTER 3rd LADIES' ALPINE COMBINED
ALPINE COMBINED FIS WCSL LIST

Rank	FIS Code	Name	NSA	18 DEC 2015 Val d'Isère (FRA)			28 FEB 2016 Grandvalira Soldeu - El Tarter (AND)			Base - X + Y = WCSL-SC
				1	2	3				
1	516280	HOLDENER Wendy	SUI	18	80	100	36	36	198	198
2	516138	GUT Lara	SUI	100	-	60	45	45	160	160
3	55759	KIRCHGASSER Michaela	AUT	60	13	80	92	92	153	153
4	105269	GAGNON Marie-Michele	CAN	-	100	45	45	45	145	145
5	196726	BARTHET Anne-Sophie	FRA	-	60	40	11	11	100	100
5	537544	VONN Lindsey	USA	80	20	-	-	-	100	100
7	296427	SCHNARF Johanna	ITA	32	26	32	16	16	90	90
8	515997	FEIERABEND Denise	SUI	-	22	50	24	24	72	72
9	425929	MOWINCKEL Ragnhild	NOR	40	7	22	29	29	69	69
10	297702	MARSAGLIA Francesca	ITA	36	-	29	58	58	65	65
11	196928	WORLEY Tessa	FRA	20	18	24	-	-	62	62
12	516344	KOPP Rahel	SUI	-	45	16	-	-	61	61
13	196968	BAILET Margot	FRA	45	-	13	76	76	58	58
14	565320	FERK Marusa	SLO	50	4	-	18	18	54	54
15	565333	BRODNIK Vanja	SLO	26	12	15	37	37	53	53
16	538573	ROSS Laurene	USA	16	-	36	32	32	52	52
17	297601	BRIGNONE Federica	ITA	-	50	-	-	-	50	50
18	197497	MIRADOLI Romane	FRA	7	40	-	29	29	47	47
19	56174	HAASER Ricarda	AUT	-	18	26	-	-	44	44
19	505886	KLING Kajsa	SWE	15	11	18	-	-	44	44
21	516284	GISIN Michelle	SUI	22	-	20	-	-	42	42
22	56217	BRUNNER Stephanie	AUT	-	36	-	-	-	36	36
23	297910	CURTONI Elena	ITA	32	-	-	13	13	32	32
23	56125	PUCHNER Mirjam	AUT	12	9	11	10	10	32	32
23	6535237	SHIFFRIN Mikaela	USA	-	32	-	-	-	32	32
26	107387	CRAWFORD Candace	CAN	-	29	-	-	-	29	29
26	56241	SCHNEEBERGER Rosina	AUT	-	15	14	-	-	29	29
28	206520	DORSCH Patrizia	GER	13	-	12	-	-	25	25
29	56128	HUETTER Cornelia	AUT	24	-	-	12	12	24	24
29	565360	STUHEC Ilka	SLO	-	24	-	36	36	24	24
31	56224	MAIER Sabrina	AUT	8	-	7	-	-	15	15
32	299466	DELAGO Nicol	ITA	14	-	-	-	-	14	14
32	425981	SKJOELD Maren	NOR	-	14	-	-	-	14	14
34	56087	SIEBENHOFER Ramona	AUT	11	-	-	20	20	11	11

AFTER 3rd LADIES' ALPINE COMBINED
ALPINE COMBINED FIS WCSL LIST

18 DEC 2015 Val d'Isère (FRA)
28 FEB 2016 Grandvalira Soldeu - El Tarter (AND)
13 MAR 2016 Lenzerheide (SUI)

Number of Competitors: 50

Rank	FIS Code	Name	NSA	1	2	3	Base	- X	+ Y =	WCSL-SC
35	299276	BASSINO Marta	ITA	-	-	10	-	-	10	10
35	298323	GOGGIA Sofia	ITA	-	10	-	-	-	10	10
35	516219	NUFER Priska	SUI	-	1	9	9	9	10	10
35	425880	SEJERSTED Lotte Smiseth	NOR	10	-	-	-	-	10	10
39	537582	COOK Stacey	USA	3	6	-	-	-	9	9
39	56177	VENIER Stephanie	AUT	9	-	-	-	-	9	9
41	106961	MIELZYNSKI Erin	CAN	-	-	8	-	-	8	8
41	56198	SCHEYER Christine	AUT	-	8	-	-	-	8	8
43	315187	IGNJATOVIC Nevena	SRB	1	5	-	4	4	6	6
43	35089	SIMARI BIRKNER Macarena	ARG	-	-	6	-	-	6	6
43	539536	WILES Jacqueline	USA	6	-	-	5	5	6	6
46	56311	REISINGER Elisabeth	AUT	5	-	-	-	-	5	5
47	565401	BUCIK Ana	SLO	4	-	-	32	32	4	4
48	106825	PREFONTAINE Marie-Pier	CAN	-	3	-	-	-	3	3
49	516185	HAEHLEN Joana	SUI	2	-	-	-	-	2	2
49	155699	PAULATHOVA Katerina	CZE	-	2	-	-	-	2	2

Number of Competitors per Nation until 60th position

ARG : 1	AUT : 11	CAN : 4	CZE : 1	FRA : 4	GER : 1
ITA : 7	NOR : 3	SLO : 4	SRB : 1	SUI : 7	SWE : 1
USA : 5					

LEGEND

Base Last season WCSL points
X (Base / number of planned races in the current season) * number of completed races in the current season
Y WC points won in the current season
WCSL-SC World Cup Start List points for Alpine Combined

13-03-2016 / Lenzerheide (SUI) / 5171

Page 2/2

www.fis-ski.com

Generation Date: THU 17 MAR 2016

Time: 15:58

Document: 60A 1.0



AFTER 3rd LADIES' ALPINE COMBINED
OVERALL FIS WCSL LIST

Number of Competitors: 159

Rank	FIS Code	Name	NSA	WCSL	DH	SL	GS	SG	SC
1	516138	GUT Lara	SUI	1431	413 (3)	-	420 (3)	438 (2)	160 (2)
2	537544	VONN Lindsey	USA	1363	641 (1)	-	127 (18)	495 (1)	100 (5)
3	205218	REBENBURG Viktoria	GER	1090	297 (7)	-	519 (2)	274 (5)	-
4	355050	WEIRATHER Tina	LIE	928	241 (8)	-	322 (5)	365 (4)	-
5	505679	HANSDOTTER Frida	SWE	833	-	636 (1)	197 (10)	-	-
6	56128	HUETTER Cornelia	AUT	811	405 (5)	-	-	382 (3)	24 (29)
7	297601	BRIGNONE Federica	ITA	755	9 (49)	29 (41)	411 (4)	256 (6)	50 (17)
8	516280	HOLDENER Wendy	SUI	695	-	438 (5)	52 (31)	7 (52)	198 (1)
9	6535237	SHIFFRIN Mikaela	USA	669	-	478 (4)	141 (15)	18 (42)	32 (23)
10	55898	BREM Eva-Maria	AUT	647	-	57 (29)	590 (1)	-	-
11	296729	FANCHINI Nadia	ITA	643	311 (6)	-	158 (13)	174 (11)	-
12	425771	LOESETH Nina	NOR	628	-	348 (8)	280 (6)	-	-
13	515766	SUTER Fabienne	SUI	580	410 (4)	-	-	170 (12)	-
14	55759	KIRCHGASSER Michaela	AUT	547	-	234 (10)	156 (14)	4 (59)	153 (3)
15	705287	VELEZ ZUZULOVA Veronika	SVK	541	-	541 (2)	-	-	-
16	105269	GAGNON Marie-Michele	CAN	539	-	251 (9)	131 (17)	12 (47)	145 (4)
17	155415	STRACHOVA Sarka	CZE	508	-	508 (3)	-	-	-
18	538573	ROSS Laurene	USA	499	229 (9)	-	-	218 (8)	52 (16)
19	505886	KLING Kajsa	SWE	498	206 (11)	-	65 (29)	183 (10)	44 (19)
20	106849	YURKIW Larisa	CAN	490	431 (2)	-	-	59 (27)	-
21	297702	MARSAGLIA Francesca	ITA	423	102 (24)	-	93 (24)	163 (15)	65 (10)
21	505760	PIETILAE-HOLMNER Maria	SWE	423	-	224 (11)	199 (9)	-	-
23	297910	CURTONI Elena	ITA	415	128 (17)	-	85 (27)	170 (12)	32 (23)
24	296427	SCHNARF Johanna	ITA	410	124 (18)	-	-	196 (9)	90 (7)
25	196928	WORLEY Tessa	FRA	388	19 (38)	-	203 (8)	104 (20)	62 (11)
26	55576	GOERGL Elisabeth	AUT	374	201 (13)	-	8 (53)	165 (14)	-
27	705423	VLHOVA Petra	SVK	370	-	352 (7)	18 (43)	-	-
28	196806	NOENS Nastasia	FRA	361	-	361 (6)	-	-	-
29	56088	TIPPLER Tamara	AUT	332	76 (27)	-	-	256 (6)	-
30	565360	STUHEC Ilka	SLO	292	108 (21)	-	-	160 (16)	24 (29)
31	516319	SUTER Corinne	SUI	288	208 (10)	-	-	80 (22)	-
32	196726	BARTHET Anne-Sophie	FRA	275	-	128 (18)	47 (34)	-	100 (5)
32	55977	THALMANN Carmen	AUT	275	-	212 (12)	63 (30)	-	-
34	425929	MOWINCKEL Ragnhild	NOR	274	38 (33)	-	97 (22)	70 (25)	69 (9)
35	296509	CURTONI Irene	ITA	266	-	127 (19)	139 (16)	-	-
36	565268	DREV Ana	SLO	259	-	-	259 (7)	-	-
37	537582	COOK Stacey	USA	256	182 (14)	-	-	65 (26)	9 (39)

AFTER 3rd LADIES' ALPINE COMBINED
OVERALL FIS WCSL LIST

Number of Competitors: 159

Rank	FIS Code	Name	NSA	WCSL	DH	SL	GS	SG	SC
37	296259	MOELGG Manuela	ITA	256	-	74 (25)	182 (11)	-	-
39	298323	GOGGIA Sofia	ITA	248	28 (34)	-	96 (23)	114 (19)	10 (35)
40	55970	SCHMIDHOFER Nicole	AUT	216	132 (15)	-	-	84 (21)	-
41	245066	MIKLOS Edit	HUN	211	204 (12)	-	-	7 (52)	-
42	296472	FANCHINI Elena	ITA	208	130 (16)	-	-	78 (23)	-
43	516284	GISIN Michelle	SUI	207	-	163 (13)	2 (62)	-	42 (21)
44	196968	BAILET Margot	FRA	204	104 (23)	-	-	42 (32)	58 (13)
45	56125	PUCHNER Mirjam	AUT	202	117 (20)	-	-	53 (29)	32 (23)
46	55947	FENNINGER Anna	AUT	200	53 (28)	-	71 (28)	76 (24)	-
47	565243	MAZE Tina	SLO	192	51 (30)	47 (33)	35 (36)	59 (27)	-
47	56177	VENIER Stephanie	AUT	192	50 (32)	-	-	133 (17)	9 (39)
49	515997	FEIERABEND Denise	SUI	184	25 (35)	64 (27)	-	23 (38)	72 (8)
50	299276	BASSINO Marta	ITA	175	5 (56)	-	159 (12)	1 (63)	10 (35)
51	56087	SIEBENHOFER Ramona	AUT	169	105 (22)	-	22 (41)	31 (35)	11 (34)
52	197497	MIRADOLI Romane	FRA	167	2 (62)	-	-	118 (18)	47 (18)
53	296008	MERIGHETTI Daniela	ITA	164	123 (19)	-	-	41 (33)	-
54	537772	STIEGLER Resi	USA	154	-	154 (14)	-	-	-
55	196725	BARIOZ Taina	FRA	151	-	27 (42)	124 (19)	-	-
56	106961	MIELZYNSKI Erin	CAN	145	-	137 (15)	-	-	8 (41)
57	56217	BRUNNER Stephanie	AUT	140	-	-	104 (21)	-	36 (22)
57	506399	HECTOR Sara	SWE	140	-	33 (40)	107 (20)	-	-
59	56032	SCHILD Bernadette	AUT	134	-	134 (16)	-	-	-
60	506146	SWENN-LARSSON Anna	SWE	133	-	133 (17)	-	-	-
61	197319	BAUD MUGNIER Adeline	FRA	127	-	35 (38)	92 (26)	-	-
61	56315	TRUPPE Katharina	AUT	127	-	91 (22)	36 (35)	-	-
63	565320	FERK Marusa	SLO	122	13 (45)	50 (32)	-	5 (56)	54 (14)
64	296431	STUFFER Verena	ITA	120	92 (26)	-	-	28 (37)	-
65	506341	WIKSTROEM Emelie	SWE	108	-	108 (20)	-	-	-
66	538685	MCKENNIS Alice	USA	99	95 (25)	-	-	4 (59)	-
67	296354	COSTAZZA Chiara	ITA	97	-	97 (21)	-	-	-
68	206355	DUERR Lena	GER	96	-	83 (23)	13 (47)	-	-
68	106825	PREFONTAINE Marie-Pier	CAN	96	-	-	93 (24)	-	3 (48)
70	206279	GEIGER Christina	GER	82	-	82 (24)	-	-	-
70	516185	HAEHLEN Joana	SUI	82	51 (30)	-	-	29 (36)	2 (49)
72	516344	KOPP Rahel	SUI	78	-	15 (47)	2 (62)	-	61 (12)
73	55690	HOSP Nicole	AUT	77	20 (36)	25 (43)	-	32 (34)	-
74	56143	GRUENWALD Julia	AUT	74	-	74 (25)	-	-	-
74	425880	SEJERSTED Lotte Smiseth	NOR	74	16 (42)	-	-	48 (31)	10 (35)
76	197295	PIOT Jennifer	FRA	70	19 (38)	-	-	51 (30)	-
76	55838	ZETTEL Kathrin	AUT	70	-	40 (35)	30 (39)	-	-
78	565333	BRODNIK Vanja	SLO	65	12 (46)	-	-	-	53 (15)
79	516334	CHABLE Charlotte	SUI	64	-	64 (27)	-	-	-
80	565401	BUCIK Ana	SLO	60	-	56 (30)	-	-	4 (47)
80	306249	HASEGAWA Emi	JPN	60	-	35 (38)	25 (40)	-	-
82	539536	WILES Jacqueline	USA	59	52 (29)	-	-	1 (63)	6 (43)
83	56174	HAASER Ricarda	AUT	57	-	-	7 (55)	6 (54)	44 (19)
84	56224	MAIER Sabrina	AUT	56	20 (36)	-	-	21 (40)	15 (31)

13-03-2016 / Lenzerheide (SUI) / 5172

Page 2/4

www.fis-ski.com

Generation Date: THU 17 MAR 2016

Time: 16:00

Document: 60B 1.0



AFTER 3rd LADIES' ALPINE COMBINED
OVERALL FIS WCSL LIST

Number of Competitors: 159

Rank	FIS Code	Name	NSA	WCSL	DH	SL	GS	SG	SC
84	206487	WIESLER Maren	GER	56	-	56 (30)	-	-	-
86	197124	FRASSE SOMBET Coralie	FRA	55	-	-	32 (38)	23 (38)	-
87	56241	SCHNEEBERGER Rosina	AUT	51	-	-	7 (55)	15 (44)	29 (26)
88	516268	WILD Simone	SUI	49	-	-	49 (32)	-	-
89	196793	MARMOTTAN Anemone	FRA	48	-	-	48 (33)	-	-
90	107387	CRAWFORD Candace	CAN	47	-	1 (63)	8 (53)	9 (49)	29 (26)
91	506350	EKLUND Nathalie	SWE	46	-	36 (37)	10 (50)	-	-
92	56367	GALLHUBER Katharina	AUT	44	-	44 (34)	-	-	-
93	515747	GISIN Dominique	SUI	42	17 (41)	-	10 (50)	15 (44)	-
93	565331	LAVTAR Katarina	SLO	42	-	8 (51)	34 (37)	-	-
95	537545	MANCUSO Julia	USA	40	18 (40)	-	2 (62)	20 (41)	-
96	56253	HUBER Katharina	AUT	38	-	38 (36)	-	-	-
97	206520	DORSCH Patrizia	GER	36	6 (55)	-	-	5 (56)	25 (28)
98	425981	SKJOELD Maren	NOR	34	-	20 (45)	-	-	14 (32)
99	516219	NUFER Priska	SUI	29	11 (47)	-	-	8 (51)	10 (35)
100	155763	LEDECKA Ester	CZE	28	15 (44)	-	-	13 (46)	-
101	196803	MOUGEL Laurie	FRA	24	-	24 (44)	-	-	-
102	495318	RUIZ CASTILLO Carolina	SPA	22	16 (42)	-	-	6 (54)	-
103	565373	ROBNIK Tina	SLO	21	-	-	21 (42)	-	-
104	107613	GRENIER Valerie	CAN	17	-	-	-	17 (43)	-
104	505632	LINDELL-VIKARBY Jessica	SWE	17	-	-	17 (44)	-	-
106	206701	WILLIBALD Elisabeth	GER	16	-	16 (46)	-	-	-
107	197616	ALPHAND Estelle	FRA	15	-	-	15 (45)	-	-
107	299466	DELAGO Nicol	ITA	15	1 (66)	-	-	-	14 (32)
107	196460	JAY MARCHAND-ARVIER M.	FRA	15	5 (56)	-	-	10 (48)	-
107	56126	ZELLER Lisa-Maria	AUT	15	-	15 (47)	-	-	-
111	197651	DIREZ Clara	FRA	14	-	-	14 (46)	-	-
112	55766	STERZ Regina	AUT	12	3 (60)	-	-	9 (49)	-
112	225525	TILLEY Alexandra	GBR	12	-	-	12 (48)	-	-
114	375018	COLETTI Alexandra	MON	11	11 (47)	-	-	-	-
114	155728	DUBOVSKA Martina	CZE	11	-	11 (49)	-	-	-
114	55750	FISCHBACHER Andrea	AUT	11	5 (56)	-	4 (60)	2 (62)	-
114	516265	GMUER Chiara	SUI	11	-	11 (49)	-	-	-
114	516394	SUTER Jasmina	SUI	11	-	-	11 (49)	-	-
119	155563	KRIZOVA Klara	CZE	10	7 (53)	-	-	3 (61)	-
119	197215	MASSIOS Marie	FRA	10	-	-	10 (50)	-	-
121	515806	JNGLIN-KAMER Nadja	SUI	9	9 (49)	-	-	-	-
122	485637	ALOPINA Ksenia	RUS	8	-	8 (51)	-	-	-
122	516145	KUENG Mirena	SUI	8	8 (51)	-	-	-	-
122	539927	LAPANJA Lila	USA	8	-	8 (51)	-	-	-
122	55913	MOSER Stefanie	AUT	8	8 (51)	-	-	-	-
122	56198	SCHEYER Christine	AUT	8	-	-	-	-	8 (41)
127	197615	BESSY Anouk	FRA	7	7 (53)	-	-	-	-
127	538284	MCJAMES Megan	USA	7	-	-	7 (55)	-	-
127	485731	ROMANOVA Anastasia	RUS	7	-	-	7 (55)	-	-
127	506583	SAEFVENBERG Charlotta	SWE	7	-	7 (54)	-	-	-
131	355061	HILZINGER Jessica	GER	6	-	6 (55)	-	-	-

13-03-2016 / Lenzerheide (SUI) / 5172

Page 3/4

www.fis-ski.com

Generation Date: THU 17 MAR 2016

Time: 16:00

Document: 60B 1.0



AFTER 3rd LADIES' ALPINE COMBINED
OVERALL FIS WCSL LIST

Number of Competitors: 159

Rank	FIS Code	Name	NSA	WCSL	DH	SL	GS	SG	SC
131	206367	HRONEK Veronique	GER	6	-	-	1 (66)	5 (56)	-
131	315187	IGNJATOVIC Nevena	SRB	6	-	-	-	-	6 (43)
131	539909	MOLTZAN Paula	USA	6	-	6 (55)	-	-	-
131	35089	SIMARI BIRKNER Macarena	ARG	6	-	-	-	-	6 (43)
136	515782	ABDERHALDEN Marianne	SUI	5	5 (56)	-	-	-	-
136	55807	DAUM Alexandra	AUT	5	-	5 (57)	-	-	-
136	206444	HOESL Simona	GER	5	-	-	5 (59)	-	-
136	56311	REISINGER Elisabeth	AUT	5	-	-	-	-	5 (46)
140	205239	WIRTH Barbara	GER	4	-	4 (58)	-	-	-
141	298124	AGNELLI Nicole	ITA	3	-	-	3 (61)	-	-
141	6535455	JOHNSON Breezy	USA	3	3 (60)	-	-	-	-
141	155699	PAULATHOVA Katerina	CZE	3	-	-	1 (66)	-	2 (49)
141	195983	ROLLAND Marion	FRA	3	2 (62)	-	-	1 (63)	-
141	426043	TVIBERG Maria Therese	NOR	3	2 (62)	-	-	1 (63)	-
146	56258	AGER Christina	AUT	2	-	2 (59)	-	-	-
146	196179	BERTRAND Marion	FRA	2	-	-	2 (62)	-	-
146	506664	FJALLSTROEM Magdalena	SWE	2	-	2 (59)	-	-	-
146	197665	LARROUY Noemie	FRA	2	2 (62)	-	-	-	-
146	297233	PARDELLER Sarah	ITA	2	-	2 (59)	-	-	-
146	206408	WEINBUCHNER Susanne	GER	2	-	2 (59)	-	-	-
152	56336	DENGSCHERZ Dajana	AUT	1	-	-	-	1 (63)	-
152	25096	GUTIERREZ Mireia	AND	1	-	1 (63)	-	-	-
152	539457	MARNO Anna	USA	1	-	-	-	1 (63)	-
152	196812	PELLISSIER Marion	FRA	1	-	-	-	1 (63)	-
152	298694	PICHLER Karoline	ITA	1	-	-	1 (66)	-	-
152	206532	SCHMOTZ Marlene	GER	1	-	1 (63)	-	-	-
152	516109	VOGEL Nadja	SUI	1	-	1 (63)	-	-	-
152	206460	WENIG Michaela	GER	1	-	-	-	1 (63)	-

LEGEND

SC Alpine Combined points DH Downhill points SG Super-G points WCSL Overall points SL Slalom points
GS Giant Slalom points

13-03-2016 / Lenzerheide (SUI) / 5172

Page 4/4

www.fis-ski.com

Generation Date: THU 17 MAR 2016

Time: 16:00

Document: 60B 1.0



3rd LADIES' ALPINE COMBINED
ALPINE COMBINED FIS WORLD CUP STANDINGS

Rank	FIS Code	Name	NSA	18 DEC 2015 Val d'Isère (FRA)			WC-SC	Diff.
				1	2	3		
Number of Competitors: 50								
				28 FEB 2016 Grandvalira Soldeu - El Tarter (AND)				
				13 MAR 2016 Lenzerheide (SUI)				
1	516280	HOLDENER Wendy	SUI	18	80	100	198	
2	516138	GUT Lara	SUI	100	-	60	160	- 38
3	55759	KIRCHGASSER Michaela	AUT	60	13	80	153	- 45
4	105269	GAGNON Marie-Michele	CAN	-	100	45	145	- 53
5	196726	BARTHET Anne-Sophie	FRA	-	60	40	100	- 98
5	537544	VONN Lindsey	USA	80	20	-	100	- 98
7	296427	SCHNARF Johanna	ITA	32	26	32	90	- 108
8	515997	FEIERABEND Denise	SUI	-	22	50	72	- 126
9	425929	MOWINCKEL Ragnhild	NOR	40	7	22	69	- 129
10	297702	MARSAGLIA Francesca	ITA	36	-	29	65	- 133
11	196928	WORLEY Tessa	FRA	20	18	24	62	- 136
12	516344	KOPP Rahel	SUI	-	45	16	61	- 137
13	196968	BAILET Margot	FRA	45	-	13	58	- 140
14	565320	FERK Marusa	SLO	50	4	-	54	- 144
15	565333	BRODNIK Vanja	SLO	26	12	15	53	- 145
16	538573	ROSS Laurene	USA	16	-	36	52	- 146
17	297601	BRIGNONE Federica	ITA	-	50	-	50	- 148
18	197497	MIRADOLI Romane	FRA	7	40	-	47	- 151
19	56174	HAASER Ricarda	AUT	-	18	26	44	- 154
19	505886	KLING Kajsa	SWE	15	11	18	44	- 154
21	516284	GISIN Michelle	SUI	22	-	20	42	- 156
22	56217	BRUNNER Stephanie	AUT	-	36	-	36	- 162
23	297910	CURTONI Elena	ITA	32	-	-	32	- 166
23	56125	PUCHNER Mirjam	AUT	12	9	11	32	- 166
23	6535237	SHIFFRIN Mikaela	USA	-	32	-	32	- 166
26	107387	CRAWFORD Candace	CAN	-	29	-	29	- 169
26	56241	SCHNEEBERGER Rosina	AUT	-	15	14	29	- 169
28	206520	DORSCH Patrizia	GER	13	-	12	25	- 173
29	56128	HUETTER Cornelia	AUT	24	-	-	24	- 174
29	565360	STUHEC Ilka	SLO	-	24	-	24	- 174
31	56224	MAIER Sabrina	AUT	8	-	7	15	- 183
32	299466	DELAGO Nicol	ITA	14	-	-	14	- 184
32	425981	SKJOELD Maren	NOR	-	14	-	14	- 184
34	56087	SIEBENHOFER Ramona	AUT	11	-	-	11	- 187



3rd LADIES' ALPINE COMBINED
ALPINE COMBINED FIS WORLD CUP STANDINGS

18 DEC 2015 Val d'Isère (FRA)
28 FEB 2016 Grandvalira Soldeu - El Tarter (AND)
13 MAR 2016 Lenzerheide (SUI)

Number of Competitors: 50

Rank	FIS Code	Name	NSA	1	2	3	WC-SC	Diff.
35	299276	BASSINO Marta	ITA	-	-	10	10	- 188
35	298323	GOGGIA Sofia	ITA	-	10	-	10	- 188
35	516219	NUFER Priska	SUI	-	1	9	10	- 188
35	425880	SEJERSTED Lotte Smiseth	NOR	10	-	-	10	- 188
39	537582	COOK Stacey	USA	3	6	-	9	- 189
39	56177	VENIER Stephanie	AUT	9	-	-	9	- 189
41	106961	MIELZYNSKI Erin	CAN	-	-	8	8	- 190
41	56198	SCHEYER Christine	AUT	-	8	-	8	- 190
43	315187	IGNJATOVIC Nevena	SRB	1	5	-	6	- 192
43	35089	SIMARI BIRKNER Macarena	ARG	-	-	6	6	- 192
43	539536	WILES Jacqueline	USA	6	-	-	6	- 192
46	56311	REISINGER Elisabeth	AUT	5	-	-	5	- 193
47	565401	BUCIK Ana	SLO	4	-	-	4	- 194
48	106825	PREFONTAINE Marie-Pier	CAN	-	3	-	3	- 195
49	516185	HAEHLEN Joana	SUI	2	-	-	2	- 196
49	155699	PAULATHOVA Katerina	CZE	-	2	-	2	- 196

LEGEND

WC-SC World Cup points for Alpine Combined **Diff.** Points Difference

13-03-2016 / Lenzerheide (SUI) / 5171

Page 2/2

www.fis-ski.com

Generation Date: SUN 13 MAR 2016

Time: 14:31

Document: 25A 1.0



3rd LADIES' ALPINE COMBINED
OVERALL FIS WORLD CUP STANDINGS

Number of Competitors: 129

Rank	FIS Code	Name	NSA	Points	DH 8 races	SL 10 races	GS 8 races	SG 7 races	SC 3 races
1	516138	GUT Lara	SUI	1362	374 (5)	15 (43)	412 (3)	401 (2)	160 (2)
2	537544	VONN Lindsey	USA	1235	580 (1)	15 (43)	120 (17)	420 (1)	100 (5)
3	205218	REBENSBURG Viktoria	GER	1007	264 (7)	-	490 (2)	253 (6)	-
4	355050	WEIRATHER Tina	LIE	860	208 (8)	15 (43)	301 (5)	336 (4)	-
5	505679	HANSDOTTER Frida	SWE	833	-	651 (1)	182 (10)	-	-
6	516280	HOLDENER Wendy	SUI	767	-	511 (3)	51 (30)	7 (44)	198 (1)
7	56128	HUETTER Cornelia	AUT	751	387 (3)	-	-	340 (3)	24 (29)
8	297601	BRIGNONE Federica	ITA	715	9 (43)	27 (39)	385 (4)	244 (7)	50 (17)
9	425771	LOESETH Nina	NOR	641	-	373 (8)	268 (6)	-	-
10	55898	BREM Eva-Maria	AUT	597	-	55 (30)	542 (1)	-	-
11	296729	FANCHINI Nadia	ITA	584	300 (6)	-	131 (14)	153 (13)	-
12	6535237	SHIFFRIN Mikaela	USA	548	-	400 (5)	98 (20)	18 (38)	32 (23)
13	705287	VELEZ ZUZULOVA Veronika	SVK	546	-	546 (2)	-	-	-
14	515766	SUTER Fabienne	SUI	542	383 (4)	-	-	159 (11)	-
15	55759	KIRCHGASSER Michaela	AUT	535	-	235 (11)	143 (13)	4 (49)	153 (3)
16	105269	GAGNON Marie-Michele	CAN	527	-	245 (10)	129 (15)	8 (43)	145 (4)
17	538573	ROSS Laurene	USA	465	208 (8)	-	-	205 (8)	52 (16)
17	106849	YURKIW Larisa	CAN	465	407 (2)	-	-	58 (25)	-
19	155415	STRACHOVA Sarka	CZE	464	-	464 (4)	-	-	-
20	505886	KLING Kajsa	SWE	461	189 (11)	-	63 (28)	165 (10)	44 (19)
21	505760	PIETILAE-HOLMNER Maria	SWE	436	-	252 (9)	184 (9)	-	-
22	705423	VLHOVA Petra	SVK	407	-	389 (6)	18 (40)	-	-
23	297702	MARSAGLIA Francesca	ITA	400	102 (21)	-	88 (22)	145 (15)	65 (10)
24	296427	SCHNARF Johanna	ITA	399	115 (16)	-	-	194 (9)	90 (7)
25	297910	CURTONI Elena	ITA	395	128 (15)	-	82 (25)	153 (13)	32 (23)
26	196806	NOENS Nastasia	FRA	382	-	382 (7)	-	-	-
27	196928	WORLEY Tessa	FRA	370	19 (35)	-	188 (8)	101 (20)	62 (11)
28	56088	TIPPLER Tamara	AUT	330	76 (27)	-	-	254 (5)	-
29	55576	GOERGL Elisabeth	AUT	297	159 (14)	-	-	138 (16)	-
30	55977	THALMANN Carmen	AUT	295	-	232 (12)	63 (28)	-	-
31	516319	SUTER Corinne	SUI	288	208 (8)	-	-	80 (21)	-
32	565360	STUHEC Ilka	SLO	274	96 (24)	-	-	154 (12)	24 (29)
33	196726	BARTHET Anne-Sophie	FRA	271	-	125 (15)	46 (32)	-	100 (5)
34	565268	DREV Ana	SLO	251	-	-	251 (7)	-	-
35	425929	MOWINCKEL Ragnhild	NOR	249	34 (31)	-	84 (23)	62 (24)	69 (9)
36	296509	CURTONI Irene	ITA	248	-	122 (16)	126 (16)	-	-
36	298323	GOGGIA Sofia	ITA	248	28 (32)	-	96 (21)	114 (19)	10 (35)

3rd LADIES' ALPINE COMBINED
OVERALL FIS WORLD CUP STANDINGS

Number of Competitors: 129

Rank	FIS Code	Name	NSA	Points	DH 8 races	SL 10 races	GS 8 races	SG 7 races	SC 3 races
38	296259	MOELGG Manuela	ITA	238	-	68 (26)	170 (11)	-	-
39	537582	COOK Stacey	USA	230	165 (13)	-	-	56 (26)	9 (39)
40	516284	GISIN Michelle	SUI	207	-	165 (13)	-	-	42 (21)
41	245066	MIKLOS Edit	HUN	195	189 (11)	-	-	6 (45)	-
42	196968	BAILET Margot	FRA	194	101 (22)	-	-	35 (30)	58 (13)
43	56177	VENIER Stephanie	AUT	190	49 (30)	-	-	132 (17)	9 (39)
44	56125	PUCHNER Mirjam	AUT	188	110 (18)	-	-	46 (28)	32 (23)
45	55970	SCHMIDHOFER Nicole	AUT	181	113 (17)	-	-	68 (22)	-
46	515997	FEIERABEND Denise	SUI	180	25 (33)	60 (28)	-	23 (34)	72 (8)
47	296472	FANCHINI Elena	ITA	165	98 (23)	-	-	67 (23)	-
47	197497	MIRADOLI Romane	FRA	165	2 (51)	-	-	116 (18)	47 (18)
47	56087	SIEBENHOFER Ramona	AUT	165	103 (20)	-	21 (38)	30 (32)	11 (34)
50	299276	BASSINO Marta	ITA	164	5 (49)	-	149 (12)	-	10 (35)
51	537772	STIEGLER Resi	USA	162	-	162 (14)	-	-	-
52	196725	BARIOZ Taina	FRA	144	-	25 (40)	119 (18)	-	-
53	56217	BRUNNER Stephanie	AUT	140	-	-	104 (19)	-	36 (22)
54	296008	MERIGHETTI Daniela	ITA	138	105 (19)	-	-	33 (31)	-
55	56315	TRUPPE Katharina	AUT	127	-	91 (21)	36 (34)	-	-
56	106961	MIELZYNSKI Erin	CAN	126	-	118 (19)	-	-	8 (41)
57	565320	FERK Marusa	SLO	121	13 (38)	50 (32)	-	4 (49)	54 (14)
57	506146	SWENN-LARSSON Anna	SWE	121	-	121 (17)	-	-	-
59	56032	SCHILD Bernadette	AUT	120	-	120 (18)	-	-	-
60	197319	BAUD MUGNIER Adeline	FRA	114	-	30 (37)	84 (23)	-	-
61	296431	STUFFER Verena	ITA	105	86 (25)	-	-	19 (37)	-
62	506341	WIKSTROEM Emelie	SWE	102	-	102 (20)	-	-	-
63	506399	HECTOR Sara	SWE	97	-	29 (38)	68 (27)	-	-
64	538685	MCKENNIS Alice	USA	86	83 (26)	-	-	3 (51)	-
65	106825	PREFONTAINE Marie-Pier	CAN	84	-	-	81 (26)	-	3 (48)
66	206355	DUERR Lena	GER	83	-	70 (25)	13 (43)	-	-
67	296354	COSTAZZA Chiara	ITA	82	-	82 (22)	-	-	-
67	516185	HAEHLEN Joana	SUI	82	51 (28)	-	-	29 (33)	2 (49)
69	206279	GEIGER Christina	GER	79	-	79 (23)	-	-	-
70	516344	KOPP Rahel	SUI	78	-	15 (43)	2 (54)	-	61 (12)
71	56143	GRUENWALD Julia	AUT	72	-	72 (24)	-	-	-
72	425880	SEJERSTED Lotte Smiseth	NOR	68	13 (38)	-	-	45 (29)	10 (35)
73	206487	WIESLER Maren	GER	67	-	67 (27)	-	-	-
74	197295	PIOT Jennifer	FRA	66	18 (36)	-	-	48 (27)	-
75	565333	BRODNIK Vanja	SLO	65	12 (40)	-	-	-	53 (15)
76	516334	CHABLE Charlotte	SUI	60	-	60 (28)	-	-	-
77	565401	BUCIK Ana	SLO	59	-	55 (30)	-	-	4 (47)
78	306249	HASEGAWA Emi	JPN	58	-	34 (35)	24 (37)	-	-
78	539536	WILES Jacqueline	USA	58	51 (28)	-	-	1 (53)	6 (43)
80	56174	HAASER Ricarda	AUT	57	-	-	7 (49)	6 (45)	44 (19)
81	56224	MAIER Sabrina	AUT	56	20 (34)	-	-	21 (36)	15 (31)
82	197124	FRASSE SOMBET Coralie	FRA	54	-	-	31 (36)	23 (34)	-
83	56241	SCHNEEBERGER Rosina	AUT	51	-	-	7 (49)	15 (39)	29 (26)
84	516268	WILD Simone	SUI	49	-	-	49 (31)	-	-

13-03-2016 / Lenzerheide (SUI) / 5172

Page 2/4

www.fis-ski.com

Generation Date: SUN 13 MAR 2016

Time: 14:31

Document: 25B 1.0



3rd LADIES' ALPINE COMBINED
OVERALL FIS WORLD CUP STANDINGS

Number of Competitors: 129

Rank	FIS Code	Name	NSA	Points	DH 8 races	SL 10 races	GS 8 races	SG 7 races	SC 3 races
85	107387	CRAWFORD Candace	CAN	46	-	-	8 (48)	9 (42)	29 (26)
86	56367	GALLHUBER Katharina	AUT	44	-	44 (33)	-	-	-
87	196793	MARMOTTAN Anemone	FRA	42	-	-	42 (33)	-	-
88	506350	EKLUND Nathalie	SWE	41	-	32 (36)	9 (47)	-	-
89	565331	LAVTAR Katarina	SLO	40	-	8 (51)	32 (35)	-	-
90	56253	HUBER Katharina	AUT	38	-	38 (34)	-	-	-
91	206520	DORSCH Patrizia	GER	36	6 (48)	-	-	5 (47)	25 (28)
92	425981	SKJOELD Maren	NOR	34	-	20 (41)	-	-	14 (32)
93	155763	LEDECKA Ester	CZE	28	15 (37)	-	-	13 (41)	-
94	516219	NUFER Priska	SUI	26	11 (41)	-	-	5 (47)	10 (35)
95	565373	ROBNIK Tina	SLO	21	-	-	21 (38)	-	-
96	206701	WILLIBALD Elisabeth	GER	16	-	16 (42)	-	-	-
97	197616	ALPHAND Estelle	FRA	15	-	-	15 (41)	-	-
97	299466	DELAGO Nicol	ITA	15	1 (53)	-	-	-	14 (32)
97	107613	GRENIER Valerie	CAN	15	-	-	-	15 (39)	-
97	56126	ZELLER Lisa-Maria	AUT	15	-	15 (43)	-	-	-
101	197651	DIREZ Clara	FRA	14	-	-	14 (42)	-	-
102	196803	MOUGEL Laurie	FRA	12	-	12 (48)	-	-	-
102	225525	TILLEY Alexandra	GBR	12	-	-	12 (44)	-	-
104	375018	COLETTI Alexandra	MON	11	11 (41)	-	-	-	-
104	516265	GMUER Chiara	SUI	11	-	11 (49)	-	-	-
104	516394	SUTER Jasmina	SUI	11	-	-	11 (45)	-	-
107	155728	DUBOVSKA Martina	CZE	10	-	10 (50)	-	-	-
107	197215	MASSIOS Marie	FRA	10	-	-	10 (46)	-	-
109	155563	KRIZOVA Klara	CZE	9	7 (45)	-	-	2 (52)	-
110	485637	ALOPINA Ksenia	RUS	8	-	8 (51)	-	-	-
110	516145	KUENG Mirena	SUI	8	8 (44)	-	-	-	-
110	539927	LAPANJA Lila	USA	8	-	8 (51)	-	-	-
110	56198	SCHEYER Christine	AUT	8	-	-	-	-	8 (41)
114	197615	BESSY Anouk	FRA	7	7 (45)	-	-	-	-
114	55913	MOSER Stefanie	AUT	7	7 (45)	-	-	-	-
114	485731	ROMANOVA Anastasia	RUS	7	-	-	7 (49)	-	-
117	355061	HILZINGER Jessica	GER	6	-	6 (54)	-	-	-
117	315187	IGNJATOVIC Nevena	SRB	6	-	-	-	-	6 (43)
117	538284	MCJAMES Megan	USA	6	-	-	6 (52)	-	-
117	539909	MOLTZAN Paula	USA	6	-	6 (54)	-	-	-
117	35089	SIMARI BIRKNER Macarena	ARG	6	-	-	-	-	6 (43)
122	206444	HOESL Simona	GER	5	-	-	5 (53)	-	-
122	56311	REISINGER Elisabeth	AUT	5	-	-	-	-	5 (46)
124	6535455	JOHNSON Breezy	USA	3	3 (50)	-	-	-	-
125	197665	LARROUY Noemie	FRA	2	2 (51)	-	-	-	-
125	155699	PAULATHOVA Katerina	CZE	2	-	-	-	-	2 (49)
125	206408	WEINBUCHNER Susanne	GER	2	-	2 (56)	-	-	-
128	56336	DENGSCHERZ Dajana	AUT	1	-	-	-	1 (53)	-
128	539457	MARNO Anna	USA	1	-	-	-	1 (53)	-



3rd LADIES' ALPINE COMBINED
OVERALL FIS WORLD CUP STANDINGS

LEGEND

SC Alpine Combined points **DH** Downhill points **SG** Super-G points **Points** Overall points **SL** Slalom points
GS Giant Slalom points

13-03-2016 / Lenzerheide (SUI) / 5172

Page 4/4

www.fis-ski.com

Generation Date: SUN 13 MAR 2016

Time: 14:31

Document: 25B 1.0



3rd LADIES' ALPINE COMBINED
LADIES FIS NATION CUP

Number of Nations: 20

Rank	NSA	Points	Diff.	DH	SL	GS	SG	SC	TE
1	AUT Austria	4270		1024	902	923	1055	366	-
2	ITA Italy	3896	- 374	977	299	1227	1122	271	-
3	SUI Switzerland	3671	- 599	1060	837	525	704	545	-
4	USA United States of America	2808	- 1462	1090	591	224	704	199	-
5	SWE Sweden	2091	- 2179	189	1187	506	165	44	-
6	FRA France	1862	- 2408	149	574	549	323	267	-
7	GER Germany	1301	- 2969	270	240	508	258	25	-
8	CAN Canada	1263	- 3007	407	363	218	90	185	-
9	NOR Norway	992	- 3278	47	393	352	107	93	-
10	SVK Slovakia	953	- 3317	-	935	18	-	-	-
11	LIE Liechtenstein	860	- 3410	208	15	301	336	-	-
12	SLO Slovenia	831	- 3439	121	113	304	158	135	-
13	CZE Czech Republic	513	- 3757	22	474	-	15	2	-
14	HUN Hungary	195	- 4075	189	-	-	6	-	-
15	JPN Japan	58	- 4212	-	34	24	-	-	-
16	RUS Russian Federation	15	- 4255	-	8	7	-	-	-
17	GBR Great Britain	12	- 4258	-	-	12	-	-	-
18	MON Monaco	11	- 4259	11	-	-	-	-	-
19	ARG Argentina	6	- 4264	-	-	-	-	6	-
19	SRB Serbia	6	- 4264	-	-	-	-	6	-

3rd LADIES' ALPINE COMBINED - SUPER G
FIS OVERALL NATION CUP

Number of Nations: 24

Rk	NSA	Overall+TE			DH Points			SL Points			GS Points			SG Points			SC Points		
		M+W	M	W	M+W	M	W	M+W	M	W	M+W	M	W	M+W	M	W	M+W	M	W
1	AUT	9545	5275	4270	2149	1125	1024	2211	1309	902	2338	1415	923	2285	1230	1055	562	196	366
2	ITA	8133	4237	3896	2233	1256	977	1198	899	299	2219	992	1227	1893	771	1122	590	319	271
3	FRA	6872	5010	1862	1485	1336	149	1388	814	574	2293	1744	549	750	427	323	956	689	267
4	SUI	6034	2363	3671	1882	822	1060	1208	371	837	925	400	525	1237	533	704	782	237	545
5	NOR	5427	4435	992	1112	1065	47	1603	1210	393	1264	912	352	1062	955	107	386	293	93
6	USA	4782	1974	2808	1856	766	1090	831	240	591	542	318	224	1269	565	704	284	85	199
7	GER	3402	2101	1301	460	190	270	1095	855	240	1329	821	508	458	200	258	60	35	25
8	SWE	2946	855	2091	189	-	189	1866	679	1187	682	176	506	165	-	165	44	-	44
9	CAN	1899	636	1263	817	410	407	396	33	363	239	21	218	245	155	90	202	17	185
10	SLO	1448	617	831	328	207	121	129	16	113	395	91	304	371	213	158	225	90	135
11	SVK	1061	108	953	-	-	-	951	16	935	42	24	18	-	-	-	68	68	-
12	LIE	860	-	860	208	-	208	15	-	15	301	-	301	336	-	336	-	-	-
13	CZE	570	57	513	22	-	22	474	-	474	43	43	-	17	2	15	14	12	2
14	RUS	341	326	15	-	-	-	334	326	8	7	-	7	-	-	-	-	-	-
15	HUN	204	9	195	189	-	189	9	9	-	-	-	-	6	-	6	-	-	-
16	CRO	195	195	-	6	6	-	-	-	-	85	85	-	5	5	-	99	99	-
17	FIN	162	162	-	12	12	-	-	-	-	143	143	-	3	3	-	4	4	-
18	GBR	111	99	12	-	-	-	99	99	-	12	-	12	-	-	-	-	-	-
19	JPN	75	17	58	-	-	-	51	17	34	24	-	24	-	-	-	-	-	-
20	MON	11	-	11	11	-	11	-	-	-	-	-	-	-	-	-	-	-	-
21	ARG	8	2	6	-	-	-	-	-	-	-	-	-	-	-	-	8	2	6
21	POL	8	8	-	-	-	-	-	-	-	-	-	-	-	-	-	8	8	-
23	SRB	6	-	6	-	-	-	-	-	-	-	-	-	-	-	-	6	-	6
24	LAT	5	5	-	-	-	-	5	5	-	-	-	-	-	-	-	-	-	-

AFTER 3rd LADIES' ALPINE COMBINED
MANUFACTURERS STANDINGS LADIES

Number of Manufacturers: 8

Rank	Manufacturer	Points	Diff.	DH	SL	GS	SG	SC
1	Head	3810		1160	615	525	940	570
2	Rossignol	2710	- 1100	320	1230	740	140	280
3	Voelkl	2235	- 1575	465	255	880	635	-
4	Atomic	1595	- 2215	175	590	360	330	140
5	Dynastar	930	- 2880	580	-	40	270	40
6	Salomon	915	- 2895	50	775	45	-	45
7	Stoeckli	805	- 3005	145	-	430	180	50
8	Fischer	640	- 3170	150	360	-	130	-

AFTER 3rd LADIES' ALPINE COMBINED - SUPER G
MANUFACTURERS STANDINGS OVERALL

Number of Manufacturers: 11

Rk	Manuf.	Overall			DH Points			SL Points			GS Points			SG Points			SC Points		
		M+W	M	W	M+W	M	W	M+W	M	W	M+W	M	W	M+W	M	W	M+W	M	W
1	Head	8715	4905	3810	2700	1540	1160	985	370	615	1845	1320	525	2130	1190	940	1055	485	570
2	Rossignol	5050	2340	2710	790	470	320	2080	850	1230	1235	495	740	365	225	140	580	300	280
3	Atomic	4715	3120	1595	780	605	175	1590	1000	590	1170	810	360	1035	705	330	140	-	140
4	Voelkl	2550	315	2235	465	-	465	520	265	255	930	50	880	635	-	635	-	-	-
5	Salomon	2095	1180	915	545	495	50	860	85	775	330	285	45	100	100	-	260	215	45
6	Fischer	2070	1430	640	430	280	150	930	570	360	390	390	-	320	190	130	-	-	-
7	Nordica	1630	1630	-	330	330	-	690	690	-	340	340	-	145	145	-	125	125	-
8	Stoeckli	965	160	805	225	80	145	-	-	-	430	-	430	260	80	180	50	-	50
9	Dynastar	930	-	930	580	-	580	-	-	-	40	-	40	270	-	270	40	-	40
10	Elan	100	100	-	-	-	-	-	-	-	100	100	-	-	-	-	-	-	-
11	Blizzard	40	40	-	-	-	-	-	-	-	40	40	-	-	-	-	-	-	-