

AUDI FIS SKI WORLD CUP 2015/16 Beaver Creek (USA)



2nd MEN'S DOWNHILL

ALPHABETICAL LIST OF COMPETITORS TRAINING 1

Number of Competitors: 76, Number of NSA: 15


NSA	FIS Code	Name	FIS Points (26th of November 2015 - List 5)									
			DH	SL	GS	SG	SC					
AUT (11)	51215	BAUMANN Romed	3.87	(12)	182.75	(3796)	16.61	(149)	4.98	(18)	3.18	(8)
	53817	FRANZ Max	4.05	(13)	256.28	(4231)	68.13	(1755)	4.55	(13)	5.99	(29)
	53831	HIRSCHER Marcel	46.02	(230)	0.37	(2)	0.00	(1)	5.88	(27)	0.00	(1)
	53980	KRIECHMAYR Vincent	5.65	(24)	61.51	(1471)	9.60	(55)	4.45	(10)	4.98	(16)
	50753	KROELL Klaus	5.73	(25)	999.00	(4788)	999.00	(4818)	34.59	(254)	-	
	53902	MAYER Matthias	2.36	(4)	185.94	(3821)	19.69	(216)	3.06	(4)	3.82	(11)
	50742	REICHELTH Hannes	1.00	(2)	999.00	(4788)	19.85	(221)	2.85	(3)	32.64	(90)
	51332	SCHEIBER Florian	19.07	(92)	90.56	(2302)	25.05	(353)	10.53	(46)	60.56	(295)
	53933	SCHWEIGER Patrick	7.00	(34)	103.95	(2645)	18.39	(183)	6.00	(31)	40.84	(150)
	50858	STREITBERGER Georg	4.32	(16)	999.00	(4788)	359.04	(4509)	4.84	(15)	53.33	(246)
54005	STRIEDINGER Otmar	5.97	(29)	740.03	(4724)	44.46	(946)	5.09	(19)	52.16	(239)	
CAN (7)	103512	FRISCH Jeffrey	10.27	(56)	207.68	(3989)	20.26	(231)	12.04	(55)	86.34	(480)
	102263	GUAY Erik	2.74	(8)	999.00	(4788)	78.11	(2070)	12.87	(59)	623.77	(1749)
	102271	HUDEC Jan	10.65	(58)	223.20	(4075)	57.08	(1374)	4.90	(16)	171.37	(989)
	102899	OSBORNE-PARADIS Manuel	4.83	(19)	506.03	(4633)	106.29	(2788)	5.92	(28)	-	
	103612	PRIDY Morgan	28.04	(134)	122.00	(3000)	20.14	(228)	14.93	(76)	29.58	(75)
	103271	THOMSEN Benjamin	5.99	(30)	277.02	(4303)	22.07	(263)	22.19	(148)	241.88	(1203)
	103762	WERRY Tyler	6.67	(33)	20.97	(226)	7.34	(37)	14.97	(78)	38.24	(126)
CHI (1)	110324	VON APPEN Henrik	21.31	(107)	43.49	(853)	28.99	(455)	28.19	(205)	48.19	(211)
CRO (2)	380341	ULLRICH Max	37.11	(176)	30.55	(444)	18.84	(191)	29.86	(217)	45.15	(187)
	380292	ZRNCIC DIM Natko	11.61	(62)	15.95	(146)	25.23	(358)	13.03	(62)	3.90	(12)
CZE (1)	150398	BANK Ondrej	5.79	(26)	26.34	(340)	22.76	(286)	13.08	(63)	3.18	(8)
FIN (1)	180570	ROMAR Andreas	10.77	(60)	34.36	(557)	40.21	(785)	12.70	(57)	5.20	(17)
FRA (9)	191740	CLAREY Johan	4.87	(21)	364.59	(4494)	49.37	(1117)	5.84	(26)	66.74	(341)
	192932	FAYED Guillermo	2.07	(3)	105.28	(2670)	39.26	(757)	18.12	(105)	205.52	(1086)
	194298	GIEZENDANNER Blaise	9.54	(50)	168.30	(3643)	25.52	(369)	13.96	(69)	37.28	(119)
	194542	GIRAUD MOINE Valentin	8.96	(45)	94.98	(2414)	19.70	(217)	18.16	(106)	50.83	(229)
	192504	MERMILLOD BLONDIN Thomas	26.51	(127)	10.32	(73)	16.91	(153)	10.61	(47)	4.40	(13)
194167	MUZATON Maxence	12.43	(67)	68.34	(1677)	96.87	(2569)	14.99	(79)	5.99	(29)	



ALPHABETICAL LIST OF COMPETITORS TRAINING 1

Number of Competitors: 76, Number of NSA: 15

NSA	FIS Code	Name	FIS Points (26th of November 2015 - List 5)						
			DH	SL	GS	SG	SC		
FRA (9)	191964	POISSON David	5.82 (27)	999.00 (4788)	193.19 (3954)	18.30 (107)	764.45 (1803)		
	194190	ROGER Brice	11.91 (63)	93.50 (2379)	104.49 (2745)	4.90 (16)	79.14 (426)		
	192746	THEAUX Adrien	4.76 (18)	31.46 (470)	93.72 (2497)	3.86 (7)	5.95 (27)		
GER (4)	202196	BRANDNER Klaus	12.43 (67)	313.19 (4395)	54.35 (1276)	6.52 (35)	185.45 (1030)		
	202535	DRESSEN Thomas	10.16 (54)	47.31 (986)	17.83 (172)	13.87 (68)	23.21 (54)		
	202059	FERSTL Josef	11.39 (61)	97.11 (2467)	52.31 (1197)	6.22 (33)	25.32 (60)		
	200379	SANDER Andreas	9.45 (49)	242.54 (4173)	267.51 (4327)	10.72 (49)	40.60 (146)		
ITA (10)	990081	CASSE Mattia	12.35 (65)	95.21 (2417)	12.53 (86)	6.90 (36)	29.76 (77)		
	990116	DE ALIPRANDINI Luca	61.02 (358)	40.60 (766)	5.83 (25)	21.14 (139)	70.85 (375)		
	292455	FILL Peter	5.35 (23)	141.53 (3344)	42.66 (873)	5.55 (23)	19.74 (40)		
	292514	HEEL Werner	4.83 (19)	999.00 (4788)	248.76 (4266)	19.16 (115)	45.45 (189)		
	293006	INNERHOFER Christof	12.41 (66)	63.63 (1540)	41.85 (846)	5.65 (24)	22.39 (50)		
	294277	KLOTZ Siegmur	10.29 (57)	227.70 (4095)	188.01 (3913)	21.35 (140)	50.94 (231)		
	293550	MARSAGLIA Matteo	14.62 (76)	141.69 (3346)	14.40 (111)	5.21 (20)	41.48 (155)		
	291459	PARIS Dominik	2.61 (5)	306.09 (4376)	279.05 (4352)	2.55 (2)	5.34 (19)		
	291318	TONETTI Riccardo	54.29 (295)	6.00 (31)	9.76 (57)	10.42 (45)	25.53 (62)		
	293141	VARETTONI Silvano	8.56 (43)	505.04 (4632)	165.05 (3704)	10.16 (43)	63.03 (317)		
NOR (3)	421483	JANSRUD Kjetil	0.00 (1)	58.10 (1365)	5.60 (21)	0.00 (1)	2.56 (6)		
	422139	KILDE Aleksander Aamodt	15.71 (82)	42.30 (814)	12.66 (90)	5.95 (29)	5.34 (19)		
	421328	SVINDAL Aksel Lund	2.61 (5)	59.00 (1396)	5.99 (30)	3.11 (5)	5.34 (19)		
RUS (1)	481327	TRIKHICHEV Pavel	43.07 (215)	10.52 (76)	11.78 (76)	19.94 (125)	8.35 (32)		
SLO (5)	561255	CATER Martin	10.69 (59)	29.04 (408)	17.96 (175)	15.10 (82)	19.92 (41)		
	561216	KLINE Bostjan	9.25 (47)	60.21 (1432)	28.58 (442)	8.00 (37)	21.61 (47)		
	561217	KOSI Klemen	9.09 (46)	16.62 (157)	16.83 (150)	10.07 (42)	5.92 (26)		
	561067	PERKO Rok	15.97 (84)	315.96 (4402)	29.53 (465)	17.41 (100)	41.03 (151)		
	560447	SPORN Andrej	6.00 (31)	244.43 (4180)	37.84 (697)	16.82 (97)	197.55 (1065)		
SUI (9)	511852	CAVIEZEL Gino	40.90 (201)	11.89 (93)	5.35 (16)	25.58 (180)	14.00 (35)		
	511988	GENOUD Amaury	31.50 (148)	36.50 (618)	11.85 (77)	14.38 (72)	34.36 (99)		
	511529	GISIN Marc	9.86 (52)	105.59 (2676)	68.84 (1785)	16.42 (92)	16.70 (37)		
	511313	JANKA Carlo	4.70 (17)	434.78 (4580)	4.94 (11)	4.51 (12)	0.00 (1)		
	511139	KUENG Patrick	2.67 (7)	220.01 (4060)	174.20 (3802)	5.45 (21)	195.71 (1059)		
	511847	MANI Nils	12.62 (71)	103.22 (2625)	18.19 (177)	19.86 (123)	21.73 (48)		
	511808	SCHMED Fernando	17.80 (87)	411.08 (4559)	15.69 (130)	6.29 (34)	27.46 (66)		
	511638	TUMLER Thomas	20.57 (100)	200.43 (3934)	8.12 (43)	12.82 (58)	31.94 (85)		
	511352	VILETTA Sandro	5.89 (28)	61.73 (1477)	19.70 (217)	10.37 (44)	5.23 (18)		
SVK (2)	700830	ZAMPA Adam	41.52 (205)	6.00 (31)	6.96 (33)	46.17 (368)	4.62 (14)		
	700879	ZAMPA Andreas	68.04 (409)	17.94 (177)	14.45 (114)	60.48 (572)	83.02 (455)		



ALPHABETICAL LIST OF COMPETITORS TRAINING 1

Number of Competitors: 76, Number of NSA: 15

NSA	FIS Code	Name	FIS Points (26th of November 2015 - List 5)									
			DH		SL		GS		SG		SC	
USA (10)	6530104	BENNETT Bryce	20.47	(98)	21.65	(240)	45.69	(991)	16.70	(96)	20.78	(43)
	531452	BIESEMEYER Thomas	20.53	(99)	52.11	(1158)	16.47	(145)	10.89	(50)	55.57	(265)
	530874	GANONG Travis	3.34	(11)	321.17	(4418)	92.73	(2474)	5.99	(30)	42.59	(167)
	934643	GOLDBERG Jared	9.29	(48)	33.48	(529)	10.16	(63)	9.00	(39)	5.41	(24)
	534959	JITLOFF Tim	43.68	(220)	31.98	(484)	5.23	(14)	14.21	(71)	30.98	(82)
	534562	LIGETY Ted	25.43	(124)	17.09	(166)	1.25	(2)	13.23	(66)	2.71	(7)
	930024	MAPLE Wiley	12.53	(70)	121.58	(2995)	37.91	(702)	12.59	(56)	66.03	(334)
	533866	NYMAN Steven	2.74	(8)	332.64	(4439)	40.65	(804)	13.01	(61)	21.48	(46)
	533131	SULLIVAN Marco	5.19	(22)	999.00	(4788)	193.26	(3955)	21.11	(138)	618.51	(1747)
	530939	WEIBRECHT Andrew	8.25	(39)	423.36	(4565)	18.34	(181)	4.76	(14)	23.17	(53)

LEGEND	DH Downhill	SL Slalom	GS Giant Slalom	SG Super-G	SC Alpine Combined
---------------	--------------------	------------------	------------------------	-------------------	---------------------------

02-12-2015 / Beaver Creek (USA) / 0199

Page 3/3

Data Processing by LONGINES


www.fis-ski.com


LONGINES Timing

Generation Date: TUE 1 DEC 2015

Time: 17:34

Document: 32E 1.0





AUDI FIS SKI WORLD CUP 2015/16 Beaver Creek (USA)



2nd MEN'S DOWNHILL

WED 2 DEC 2015
Start Time: 12:00

DRAW LIST BY POINTS TRAINING 1

Number of Competitors: 76, Number of NSA: 15 Ranked 100 in the FIS List: BAILET M. FIS Pts: 20.57

No.	FIS Code	Name	NSA	WCSL-DH	WCSL-O	FIS-DH
1	421483	JANSRUD Kjetil	NOR	594 (1)	1363 (2)	0.00 (1)
2	50742	REICHELTH Hannes	AUT	496 (2)	840 (8)	1.00 (2)
3	421328	SVINDAL Aksel Lund	NOR	451 (3)	910 (5)	2.61 (5)
4	192932	FAYED Guillermo	FRA	445 (4)	469 (18)	2.07 (3)
5	53902	MAYER Matthias	AUT	403 (5)	846 (7)	2.36 (4)
6	291459	PARIS Dominik	ITA	387 (6)	784 (11)	2.61 (6)
7	102263	GUAY Erik	CAN	366 (7)	427 (25)	2.74 (8)
8	511139	KUENG Patrick	SUI	360 (8)	463 (19)	2.67 (7)
9	533866	NYMAN Steven	USA	355 (9)	384 (27)	2.74 (9)
10	530874	GANONG Travis	USA	351 (10)	448 (21)	3.34 (10)
11	53817	FRANZ Max	AUT	273 (12)	501 (16)	4.05 (12)
12	51215	BAUMANN Romed	AUT	259 (13)	502 (15)	3.87 (11)
13	511313	JANKA Carlo	SUI	224 (16)	742 (12)	4.70 (14)
14	50858	STREITBERGER Georg	AUT	220 (17)	367 (29)	4.32 (13)
15	292455	FILL Peter	ITA	206 (18)	349 (32)	5.35 (20)
16	192746	THEAUX Adrien	FRA	199 (19)	462 (20)	4.76 (15)
17	191740	CLAREY Johan	FRA	185 (20)	244 (40)	4.87 (18)
18	102899	OSBORNE-PARADIS Manuel	CAN	170 (21)	225 (41)	4.83 (17)
19	292514	HEEL Werner	ITA	169 (22)	195 (46)	4.83 (16)
20	533131	SULLIVAN Marco	USA	139 (23)	143 (59)	5.19 (19)
21	50753	KROELL Klaus	AUT	113 (24)	113 (70)	5.73 (22)
22	53980	KRIECHMAYR Vincent	AUT	103 (25)	353 (30)	5.65 (21)
23	191964	POISSON David	FRA	91 (26)	91 (80)	5.82 (24)
24	150398	BANK Ondrej	CZE	90 (27)	221 (42)	5.79 (23)
25	293006	INNERHOFER Christof	ITA	86 (28)	180 (49)	12.41 (50)
26	103271	THOMSEN Benjamin	CAN	84 (29)	84 (82)	5.99 (27)
27	511352	VILETTA Sandro	SUI	82 (30)	173 (50)	5.89 (25)
28	54005	STRIEDINGER Otmar	AUT	78 (31)	205 (44)	5.97 (26)
29	202059	FERSTL Josef	GER	73 (32)	101 (77)	11.39 (46)
30	293141	VARETONI Silvano	ITA	61 (34)	61 (93)	8.56 (32)
31	+500 534562	LIGETY Ted	USA	3 (63)	786 (10)	> 25.43 (64)
32	+500 53831	HIRSCHER Marcel	AUT	-	1603 (1)	> 46.02 (73)
33	560447	SPORN Andrej	SLO	-	-	6.00 (28)
34	103762	WERRY Tyler	CAN	-	5 (152)	6.67 (29)
35	53933	SCHWEIGER Patrick	AUT	22 (50)	69 (90)	7.00 (30)
36	530939	WEIBRECHT Andrew	USA	54 (35)	218 (43)	8.25 (31)

02-12-2015 / Beaver Creek (USA) / 0199

Page 1/2

Data Processing by LONGINES

www.fis-ski.com

LONGINES Timing

Generation Date: TUE 1 DEC 2015

Time: 17:34

Document: 45B 1.0




DRAW LIST BY POINTS TRAINING 1

Number of Competitors: 76, Number of NSA: 15 Ranked 100 in the FIS List: BAILET M. FIS Pts: 20.57

No.	FIS Code	Name	NSA	WCSL-DH	WCSL-O	FIS-DH
37	194542	GIRAUD MOINE Valentin	FRA	-	-	8.96 (33)
38	561217	KOSI Klemen	SLO	24 (46)	72 (89)	9.09 (34)
39	561216	KLINE Bostjan	SLO	34 (41)	62 (92)	9.25 (35)
40	934643	GOLDBERG Jared	USA	34 (41)	77 (85)	9.29 (36)
41	200379	SANDER Andreas	GER	33 (43)	45 (103)	9.45 (37)
42	194298	GIEZENDANNER Blaise	FRA	4 (62)	4 (155)	9.54 (38)
43	511529	GISIN Marc	SUI	35 (40)	37 (108)	9.86 (39)
44	202535	DRESSEN Thomas	GER	8 (57)	8 (147)	10.16 (40)
45	103512	FRISCH Jeffrey	CAN	-	-	10.27 (41)
46	294277	KLOTZ Siegmur	ITA	42 (37)	52 (96)	10.29 (42)
47	102271	HUDEK Jan	CAN	24 (46)	159 (53)	10.65 (43)
48	561255	CATER Martin	SLO	-	9 (143)	10.69 (44)
49	180570	ROMAR Andreas	FIN	-	36 (109)	10.77 (45)
50	380292	ZRNCIC DIM Natko	CRO	-	77 (85)	11.61 (47)
51	194190	ROGER Brice	FRA	22 (50)	161 (52)	11.91 (48)
52	990081	CASSE Mattia	ITA	25 (45)	76 (87)	12.35 (49)
53	194167	MUZATON Maxence	FRA	40 (38)	54 (95)	12.43 (52)
54	202196	BRANDNER Klaus	GER	23 (49)	34 (111)	12.43 (51)
55	930024	MAPLE Wiley	USA	21 (52)	21 (122)	12.53 (53)
56	511847	MANI Nils	SUI	-	1 (160)	12.62 (54)
57	293550	MARSAGLIA Matteo	ITA	17 (53)	146 (57)	14.62 (55)
58	422139	KILDE Aleksander Aamodt	NOR	36 (39)	145 (58)	15.71 (56)
59	561067	PERKO Rok	SLO	-	-	15.97 (57)
60	511808	SCHMED Fernando	SUI	5 (59)	12 (139)	17.80 (58)
61	51332	SCHEIBER Florian	AUT	13 (54)	15 (129)	19.07 (59)
62	6530104	BENNETT Bryce	USA	-	-	20.47 (60)
63	531452	BIESEMEYER Thomas	USA	-	5 (152)	20.53 (61)
64	511638	TUMLER Thomas	SUI	-	36 (109)	= 20.57 (62)
65	110324	VON APPEN Henrik	CHI	-	-	> 21.31 (63)
66	192504	MERMILLOD BLONDIN Thomas	FRA	-	113 (70)	> 26.51 (65)
67	103612	PRIDY Morgan	CAN	-	25 (121)	> 28.04 (66)
68	511988	GENOUD Amaury	SUI	-	-	> 31.50 (67)
69	380341	ULLRICH Max	CRO	-	-	> 37.11 (68)
70	511852	CAVIEZEL Gino	SUI	-	123 (64)	> 40.90 (69)
71	700830	ZAMPA Adam	SVK	-	97 (78)	> 41.52 (70)
72	481327	TRIKHICHEV Pavel	RUS	-	13 (136)	> 43.07 (71)
73	534959	JITLOFF Tim	USA	-	150 (56)	> 43.68 (72)
74	291318	TONETTI Riccardo	ITA	-	14 (134)	> 54.29 (74)
75	990116	DE ALIPRANDINI Luca	ITA	-	67 (91)	> 61.02 (75)
76	700879	ZAMPA Andreas	SVK	-	-	> 68.04 (76)

LEGEND		
+500	More than 500 points on WCSL-O after 15th place or after 30th place	WCSL-O
WCSL-DH	World Cup Start List points for Downhill	No.
FIS-DH	FIS points for Downhill	Overall WCSL points Control Number





AUDI FIS SKI WORLD CUP 2015/16 Beaver Creek (USA)



2nd MEN'S DOWNHILL START LIST TRAINING 1

WED 2 DEC 2015
Start Time: 12:00

Jury			Technical Data	
TD FIS	T. TARIO	CAN	Course Name	Birds of Prey / Golden Eagle
Referee	M. WALDNER	FIS	Start Altitude	3483 m
Assistant Referee	H. TRINKL	FIS	Finish Altitude	2730 m
Chief of Race	G. JOHNSON	USA	Vertical Drop	753 m
			Course Length	2750 m
			Homologation Number	10665/11/12

Race Information

Course Setter	H. TRINKL	FIS
Number of Gates	37	
Start Time	12:00	

Forerunners	A - S. MORSE	USA	F - B. WRIGHT	USA
	B - A. DVORACEK	USA	G - L. WINTERS	USA
	C - P. KENNEY	USA	H - J. GOWER	GBR
	D - D. DUFFY	USA	I - F. SZWEBEL	USA
	E - I. GRIFFITH	USA	J - C. WILSON	USA

Number of Competitors: 76, Number of NSA: 15

Bib	FIS Code	Name	Year of Birth	Nation	Time	Ski
1	191740	CLAREY Johan	1981	FRA	_____	Head
2	202059	FERSTL Josef	1988	GER	_____	Head
3	103271	THOMSEN Benjamin	1987	CAN	_____	Head
4	102899	OSBORNE-PARADIS Manuel	1984	CAN	_____	Rossignol
5	50753	KROELL Klaus	1980	AUT	_____	Salomon
6	292455	FILL Peter	1982	ITA	_____	Atomic
7	50858	STREITBERGER Georg	1981	AUT	_____	Head
8	511313	JANKA Carlo	1986	SUI	_____	Rossignol
9	53817	FRANZ Max	1989	AUT	_____	Atomic
10	192932	FAYED Guillermo	1985	FRA	_____	Head
11	291459	PARIS Dominik	1989	ITA	_____	Nordica
12	50742	REICHELTH Hannes	1980	AUT	_____	Salomon
13	530874	GANONG Travis	1988	USA	_____	Atomic
14	53902	MAYER Matthias	1990	AUT	_____	Head
15	102263	GUAY Erik	1981	CAN	_____	Head
16	421483	JANSRUD Kjetil	1985	NOR	_____	Head
17	511139	KUENG Patrick	1984	SUI	_____	Salomon
18	533866	NYMAN Steven	1982	USA	_____	Fischer
19	51215	BAUMANN Romed	1986	AUT	_____	Salomon
20	421328	SVINDAL Aksel Lund	1982	NOR	_____	Head
21	292514	HEEL Werner	1982	ITA	_____	Rossignol

02-12-2015 / Beaver Creek (USA) / 0199

Page 1/3

Data Processing by LONGINES

www.fis-ski.com

LONGINES Timing

Generation Date: WED 2 DEC 2015

Time: 10:48

Document: 51A 1.0



Number of Competitors: 76, Number of NSA: 15


Bib	FIS Code	Name	Year of Birth	Nation	Time	Ski
22	533131	SULLIVAN Marco	1980	USA		Atomic
23	150398	BANK Ondrej	1980	CZE		Nordica
24	511352	VILETTA Sandro	1986	SUI		Salomon
25	293141	VARETONI Silvano	1984	ITA		Head
26	293006	INNERHOFER Christof	1984	ITA		Rossignol
27	53980	KRIECHMAYR Vincent	1991	AUT		Fischer
28	192746	THEAUX Adrien	1984	FRA		Head
29	191964	POISSON David	1982	FRA		Salomon
30	54005	STRIEDINGER Otmar	1991	AUT		Rossignol
31	534562	LIGETY Ted	1984	USA		Head
32	53831	HIRSCHER Marcel	1989	AUT		Atomic
33	560447	SPORN Andrej	1981	SLO		Stoekli
34	103762	WERRY Tyler	1991	CAN		Head
35	53933	SCHWEIGER Patrick	1990	AUT		Salomon
36	530939	WEIBRECHT Andrew	1986	USA		Head
37	194542	GIRAUD MOINE Valentin	1992	FRA		Salomon
38	561217	KOSI Klemen	1991	SLO		Atomic
39	561216	KLINE Bostjan	1991	SLO		Stoekli
40	934643	GOLDBERG Jared	1991	USA		Head
41	200379	SANDER Andreas	1989	GER		Atomic
42	194298	GIEZENDANNER Blaise	1991	FRA		Head
43	511529	GISIN Marc	1988	SUI		Rossignol
44	202535	DRESSEN Thomas	1993	GER		Rossignol
45	103512	FRISCH Jeffrey	1984	CAN		Head
46	294277	KLOTZ Siegmur	1987	ITA		Nordica
47	102271	HUDEC Jan	1981	CAN		Rossignol
48	561255	CATER Martin	1992	SLO		Stoekli
49	180570	ROMAR Andreas	1989	FIN		Head
50	380292	ZRNCIC DIM Natko	1986	CRO		Atomic
51	194190	ROGER Brice	1990	FRA		Rossignol
52	990081	CASSE Mattia	1990	ITA		Head
53	194167	MUZATON Maxence	1990	FRA		Rossignol
54	202196	BRANDNER Klaus	1990	GER		Nordica
55	930024	MAPLE Wiley	1990	USA		Atomic
56	511847	MANI Nils	1992	SUI		Stoekli
57	293550	MARSAGLIA Matteo	1985	ITA		Rossignol
58	422139	KILDE Aleksander Aamodt	1992	NOR		Atomic
59	561067	PERKO Rok	1985	SLO		Stoekli
60	511808	SCHMED Fernando	1991	SUI		Salomon
61	51332	SCHEIBER Florian	1987	AUT		Rossignol
62	6530104	BENNETT Bryce	1992	USA		Fischer
63	531452	BIESEMEYER Thomas	1989	USA		Rossignol
64	511638	TUMLER Thomas	1989	SUI		Atomic
65	110324	VON APPEN Henrik	1994	CHI		
66	192504	MERMILLOD BLONDIN Thomas	1984	FRA		Rossignol
67	103612	PRIDY Morgan	1990	CAN		Atomic
68	511988	GENOUD Amaury	1993	SUI		Atomic
69	380341	ULLRICH Max	1994	CRO		Atomic



Number of Competitors: 76, Number of NSA: 15

Bib	FIS Code	Name	Year of Birth	Nation	Time	Ski
70	511852	CAVIEZEL Gino	1992	SUI	_____	Head
71	700830	ZAMPA Adam	1990	SVK	_____	Salomon
72	481327	TRIKHICHEV Pavel	1992	RUS	_____	Rossignol
73	534959	JITLOFF Tim	1985	USA	_____	Stoekli
74	291318	TONETTI Riccardo	1989	ITA	_____	Voelkl
75	990116	DE ALIPRANDINI Luca	1990	ITA	_____	Salomon
76	700879	ZAMPA Andreas	1993	SVK	_____	Salomon





AUDI FIS SKI WORLD CUP 2015/16 Beaver Creek (USA)



2nd MEN'S DOWNHILL RESULTS TRAINING 1 BY RANK

WED 2 DEC 2015
Start Time: 12:00

Jury			Technical Data	
TD FIS	T. TARIO	CAN	Course Name	Birds of Prey / Golden Eagle
Referee	M. WALDNER	FIS	Start Altitude	3483 m
Assistant Referee	H. TRINKL	FIS	Finish Altitude	2730 m
Chief of Race	G. JOHNSON	USA	Vertical Drop	753 m
			Course Length	2750 m
			Homologation Number	10665/11/12

Race Information

Course Setter	H. TRINKL	FIS		
Number of Gates	37			
Start Time	12:00			
Forerunners	A - S. MORSE	USA	F - B. WRIGHT	USA
	B - A. DVORACEK	USA	G - L. WINTERS	USA
	C - P. KENNEY	USA	H - J. GOWER	GBR
	D - D. DUFFY	USA	I - F. SZWEBEL	USA
	E - I. GRIFFITH	USA	J - C. WILSON	USA

Number of Competitors: 76, Number of NSA: 15

Rank	Bib	FIS Code	Name	Year of Birth	Nation	Time	Diff.	Dist. (m)	Ski
1	16	421483	JANSRUD Kjetil	1985	NOR	1:44.04			Head
2 *	8	511313	JANKA Carlo	1986	SUI	1:44.29	0.25	6.59	Rossignol
3	2	202059	FERSTL Josef	1988	GER	1:44.30	0.26	6.86	Head
4 *	6	292455	FILL Peter	1982	ITA	1:44.32	0.28	7.38	Atomic
5	10	192932	FAYED Guillermo	1985	FRA	1:44.35	0.31	8.17	Head
6 *	66	192504	MERMILLOD BLONDIN Thomas	1984	FRA	1:44.44	0.40	10.53	Rossignol
7	12	50742	REICHELTH Hannes	1980	AUT	1:44.65	0.61	16.03	Salomon
8	58	422139	KILDE Aleksander Aamodt	1992	NOR	1:44.71	0.67	17.60	Atomic
9	20	421328	SVINDAL Aksel Lund	1982	NOR	1:44.73	0.69	18.12	Head
10	14	53902	MAYER Matthias	1990	AUT	1:44.79	0.75	19.68	Head
11	18	533866	NYMAN Steven	1982	USA	1:44.83	0.79	20.72	Fischer
11 *	9	53817	FRANZ Max	1989	AUT	1:44.83	0.79	20.72	Atomic
13	28	192746	THEAUX Adrien	1984	FRA	1:45.09	1.05	27.48	Head
14 *	7	50858	STREITBERGER Georg	1981	AUT	1:45.13	1.09	28.51	Head
15	53	194167	MUZATON Maxence	1990	FRA	1:45.44	1.40	36.51	Rossignol
16	51	194190	ROGER Brice	1990	FRA	1:45.53	1.49	38.83	Rossignol
16	19	51215	BAUMANN Romed	1986	AUT	1:45.53	1.49	38.83	Salomon
18 *	26	293006	INNERHOFER Christof	1984	ITA	1:45.62	1.58	41.14	Rossignol

#982 _____

02-12-2015 / Beaver Creek (USA) / 0199

Page 1/3

Data Processing by LONGINES

www.fis-ski.com

LONGINES Timing

Generation Date: WED 2 DEC 2015

Time: 13:59

Document: 74B 1.0



Number of Competitors: 76, Number of NSA: 15

Rank	Bib	FIS Code	Name	Year of Birth	Nation	Time	Diff.	Dist. (m)	Ski
19	1	191740	CLAREY Johan	1981	FRA	1:45.67	1.63	42.42	Head
20	* 37	194542	GIRAUD MOINE Valentin	1992	FRA	1:45.74	1.70	44.21	Salomon
20	17	511139	KUENG Patrick	1984	SUI	1:45.74	1.70	44.21	Salomon
22	11	291459	PARIS Dominik	1989	ITA	1:45.76	1.72	44.72	Nordica
23	57	293550	MARSAGLIA Matteo	1985	ITA	1:45.82	1.78	46.26	Rossignol
24	35	53933	SCHWEIGER Patrick	1990	AUT	1:45.86	1.82	47.28	Salomon
24	15	102263	GUAY Erik	1981	CAN	1:45.86	1.82	47.28	Head
26	* 40	934643	GOLDBERG Jared	1991	USA	1:45.87	1.83	47.53	Head
27	* 41	200379	SANDER Andreas	1989	GER	1:45.90	1.86	48.30	Atomic
28	62	6530104	BENNETT Bryce	1992	USA	1:45.94	1.90	49.32	Fischer
29	36	530939	WEIBRECHT Andrew	1986	USA	1:45.97	1.93	50.08	Head
30	* 52	990081	CASSE Mattia	1990	ITA	1:46.12	2.08	53.90	Head
31	59	561067	PERKO Rok	1985	SLO	1:46.16	2.12	54.92	Stoeckli
32	54	202196	BRANDNER Klaus	1990	GER	1:46.18	2.14	55.42	Nordica
33	38	561217	KOSI Klemen	1991	SLO	1:46.22	2.18	56.44	Atomic
34	29	191964	POISSON David	1982	FRA	1:46.24	2.20	56.95	Salomon
35	61	51332	SCHEIBER Florian	1987	AUT	1:46.27	2.23	57.71	Rossignol
36	64	511638	TUMLER Thomas	1989	SUI	1:46.39	2.35	60.74	Atomic
37	4	102899	OSBORNE-PARADIS Manuel	1984	CAN	1:46.41	2.37	61.25	Rossignol
38	13	530874	GANONG Travis	1988	USA	1:46.44	2.40	62.01	Atomic
39	* 39	561216	KLINE Bostjan	1991	SLO	1:46.50	2.46	63.52	Stoeckli
40	43	511529	GISIN Marc	1988	SUI	1:46.53	2.49	64.28	Rossignol
40	5	50753	KROELL Klaus	1980	AUT	1:46.53	2.49	64.28	Salomon
42	24	511352	VILETTA Sandro	1986	SUI	1:46.57	2.53	65.29	Salomon
43	* 30	54005	STRIEDINGER Otmar	1991	AUT	1:46.59	2.55	65.79	Rossignol
44	* 33	560447	SPORN Andrej	1981	SLO	1:46.63	2.59	66.80	Stoeckli
45	42	194298	GIEZENDANNER Blaise	1991	FRA	1:46.72	2.68	69.06	Head
46	* 25	293141	VARETONI Silvano	1984	ITA	1:46.90	2.86	73.57	Head
47	3	103271	THOMSEN Benjamin	1987	CAN	1:46.92	2.88	74.07	Head
48	21	292514	HEEL Werner	1982	ITA	1:46.96	2.92	75.07	Rossignol
49	50	380292	ZRNCIC DIM Natko	1986	CRO	1:47.02	2.98	76.57	Atomic
50	* 22	533131	SULLIVAN Marco	1980	USA	1:47.03	2.99	76.82	Atomic
51	* 72	481327	TRIKHICHEV Pavel	1992	RUS	1:47.14	3.10	79.57	Rossignol
52	27	53980	KRIECHMAYR Vincent	1991	AUT	1:47.33	3.29	84.30	Fischer
53	60	511808	SCHMED Fernando	1991	SUI	1:47.36	3.32	85.04	Salomon
54	67	103612	PRIDY Morgan	1990	CAN	1:47.38	3.34	85.54	Atomic
55	45	103512	FRISCH Jeffrey	1984	CAN	1:47.41	3.37	86.28	Head
56	44	202535	DRESSEN Thomas	1993	GER	1:47.43	3.39	86.78	Rossignol
57	63	531452	BIESEMEYER Thomas	1989	USA	1:47.45	3.41	87.27	Rossignol
58	* 34	103762	WERRY Tyler	1991	CAN	1:47.62	3.58	91.48	Head
59	56	511847	MANI Nils	1992	SUI	1:47.63	3.59	91.73	Stoeckli
60	* 49	180570	ROMAR Andreas	1989	FIN	1:47.65	3.61	92.22	Head
61	46	294277	KLOTZ Siegmar	1987	ITA	1:47.69	3.65	93.21	Nordica
62	65	110324	VON APPEN Henrik	1994	CHI	1:47.71	3.67	93.70	
63	* 73	534959	JITLOFF Tim	1985	USA	1:47.91	3.87	98.62	Stoeckli

#982 _____




Number of Competitors: 76, Number of NSA: 15

Rank	Bib	FIS Code	Name	Year of Birth	Nation	Time	Diff.	Dist. (m)	Ski
64	23	150398	BANK Ondrej	1980	CZE	1:48.07	4.03	102.55	Nordica
65	* 48	561255	CATER Martin	1992	SLO	1:48.16	4.12	104.75	Stoekli
66	75	990116	DE ALIPRANDINI Luca	1990	ITA	1:48.59	4.55	115.23	Salomon
67	69	380341	ULLRICH Max	1994	CRO	1:48.73	4.69	118.62	Atomic
68	68	511988	GENOUD Amaury	1993	SUI	1:49.18	5.14	129.47	Atomic
69	76	700879	ZAMPA Andreas	1993	SVK	1:49.22	5.18	130.42	Salomon
70	70	511852	CAVIEZEL Gino	1992	SUI	1:50.18	6.14	153.25	Head
71	32	53831	HIRSCHER Marcel	1989	AUT	1:50.81	6.77	168.01	Atomic
	31	534562	LIGETY Ted	1984	USA	DNS			Head
	47	102271	HUDEC Jan	1981	CAN	DNS			Rossignol
	55	930024	MAPLE Wiley	1990	USA	DNS			Atomic
	71	700830	ZAMPA Adam	1990	SVK	DNS			Salomon
	74	291318	TONETTI Riccardo	1989	ITA	DNS			Voelkl

Technical Delegate:
T. TARIO (CAN) #982

LEGEND
 * Potential disqualification **DNS** Did Not Start





AUDI FIS SKI WORLD CUP 2015/16 Beaver Creek (USA)



2nd MEN'S DOWNHILL RESULTS TRAINING 1 BY BIB

WED 2 DEC 2015
Start Time: 12:00

Jury			Technical Data	
TD FIS	T. TARIO	CAN	Course Name	Birds of Prey / Golden Eagle
Referee	M. WALDNER	FIS	Start Altitude	3483 m
Assistant Referee	H. TRINKL	FIS	Finish Altitude	2730 m
Chief of Race	G. JOHNSON	USA	Vertical Drop	753 m
			Course Length	2750 m
			Homologation Number	10665/11/12

Race Information

Course Setter	H. TRINKL	FIS		
Number of Gates	37			
Start Time	12:00			
Forerunners	A - S. MORSE	USA	F - B. WRIGHT	USA
	B - A. DVORACEK	USA	G - L. WINTERS	USA
	C - P. KENNEY	USA	H - J. GOWER	GBR
	D - D. DUFFY	USA	I - F. SZWEBEL	USA
	E - I. GRIFFITH	USA	J - C. WILSON	USA

Number of Competitors: 76, Number of NSA: 15

Bib	FIS Code	Name	Year of Birth	Nation	Time	Rank	Ski
1	191740	CLAREY Johan	1981	FRA	1:45.67	(19)	Head
2	202059	FERSTL Josef	1988	GER	1:44.30	(3)	Head
3	103271	THOMSEN Benjamin	1987	CAN	1:46.92	(47)	Head
4	102899	OSBORNE-PARADIS Manuel	1984	CAN	1:46.41	(37)	Rossignol
5	50753	KROELL Klaus	1980	AUT	1:46.53	(40)	Salomon
6	292455	FILL Peter	1982	ITA	1:44.32	(4)	Atomic
7	50858	STREITBERGER Georg	1981	AUT	1:45.13	(14)	Head
8	511313	JANKA Carlo	1986	SUI	1:44.29	(2)	Rossignol
9	53817	FRANZ Max	1989	AUT	1:44.83	(11)	Atomic
10	192932	FAYED Guillermo	1985	FRA	1:44.35	(5)	Head
11	291459	PARIS Dominik	1989	ITA	1:45.76	(22)	Nordica
12	50742	REICHELT Hannes	1980	AUT	1:44.65	(7)	Salomon
13	530874	GANONG Travis	1988	USA	1:46.44	(38)	Atomic
14	53902	MAYER Matthias	1990	AUT	1:44.79	(10)	Head
15	102263	GUAY Erik	1981	CAN	1:45.86	(24)	Head
16	421483	JANSRUD Kjetil	1985	NOR	1:44.04	(1)	Head
17	511139	KUENG Patrick	1984	SUI	1:45.74	(20)	Salomon
18	533866	NYMAN Steven	1982	USA	1:44.83	(11)	Fischer
19	51215	BAUMANN Romed	1986	AUT	1:45.53	(16)	Salomon
20	421328	SVINDAL Aksel Lund	1982	NOR	1:44.73	(9)	Head

02-12-2015 / Beaver Creek (USA) / 0199

Page 1/3

Data Processing by LONGINES

www.fis-ski.com

LONGINES Timing

Generation Date: WED 2 DEC 2015

Time: 13:59

Document: 74A 1.0



Number of Competitors: 76, Number of NSA: 15

Bib	FIS Code	Name	Year of Birth	Nation	Time	Rank	Ski
21	292514	HEEL Werner	1982	ITA	1:46.96	(48)	Rossignol
22	533131	SULLIVAN Marco	1980	USA	1:47.03	(50)	Atomic
23	150398	BANK Ondrej	1980	CZE	1:48.07	(64)	Nordica
24	511352	VILETTA Sandro	1986	SUI	1:46.57	(42)	Salomon
25	293141	VARETONI Silvano	1984	ITA	1:46.90	(46)	Head
26	293006	INNERHOFER Christof	1984	ITA	1:45.62	(18)	Rossignol
27	53980	KRIECHMAYR Vincent	1991	AUT	1:47.33	(52)	Fischer
28	192746	THEAUX Adrien	1984	FRA	1:45.09	(13)	Head
29	191964	POISSON David	1982	FRA	1:46.24	(34)	Salomon
30	54005	STRIEDINGER Otmar	1991	AUT	1:46.59	(43)	Rossignol
31	534562	LIGETY Ted	1984	USA	DNS		Head
32	53831	HIRSCHER Marcel	1989	AUT	1:50.81	(71)	Atomic
33	560447	SPORN Andrej	1981	SLO	1:46.63	(44)	Stoeckli
34	103762	WERRY Tyler	1991	CAN	1:47.62	(58)	Head
35	53933	SCHWEIGER Patrick	1990	AUT	1:45.86	(24)	Salomon
36	530939	WEIBRECHT Andrew	1986	USA	1:45.97	(29)	Head
37	194542	GIRAUD MOINE Valentin	1992	FRA	1:45.74	(20)	Salomon
38	561217	KOSI Klemen	1991	SLO	1:46.22	(33)	Atomic
39	561216	KLINE Bostjan	1991	SLO	1:46.50	(39)	Stoeckli
40	934643	GOLDBERG Jared	1991	USA	1:45.87	(26)	Head
41	200379	SANDER Andreas	1989	GER	1:45.90	(27)	Atomic
42	194298	GIEZENDANNER Blaise	1991	FRA	1:46.72	(45)	Head
43	511529	GISIN Marc	1988	SUI	1:46.53	(40)	Rossignol
44	202535	DRESSEN Thomas	1993	GER	1:47.43	(56)	Rossignol
45	103512	FRISCH Jeffrey	1984	CAN	1:47.41	(55)	Head
46	294277	KLOTZ Siegmur	1987	ITA	1:47.69	(61)	Nordica
47	102271	HUDEC Jan	1981	CAN	DNS		Rossignol
48	561255	CATER Martin	1992	SLO	1:48.16	(65)	Stoeckli
49	180570	ROMAR Andreas	1989	FIN	1:47.65	(60)	Head
50	380292	ZRNCIC DIM Natko	1986	CRO	1:47.02	(49)	Atomic
51	194190	ROGER Brice	1990	FRA	1:45.53	(16)	Rossignol
52	990081	CASSE Mattia	1990	ITA	1:46.12	(30)	Head
53	194167	MUZATON Maxence	1990	FRA	1:45.44	(15)	Rossignol
54	202196	BRANDNER Klaus	1990	GER	1:46.18	(32)	Nordica
55	930024	MAPLE Wiley	1990	USA	DNS		Atomic
56	511847	MANI Nils	1992	SUI	1:47.63	(59)	Stoeckli
57	293550	MARSAGLIA Matteo	1985	ITA	1:45.82	(23)	Rossignol
58	422139	KILDE Aleksander Aamodt	1992	NOR	1:44.71	(8)	Atomic
59	561067	PERKO Rok	1985	SLO	1:46.16	(31)	Stoeckli
60	511808	SCHMED Fernando	1991	SUI	1:47.36	(53)	Salomon
61	51332	SCHEIBER Florian	1987	AUT	1:46.27	(35)	Rossignol
62	6530104	BENNETT Bryce	1992	USA	1:45.94	(28)	Fischer
63	531452	BIESEMEYER Thomas	1989	USA	1:47.45	(57)	Rossignol
64	511638	TUMLER Thomas	1989	SUI	1:46.39	(36)	Atomic
65	110324	VON APPEN Henrik	1994	CHI	1:47.71	(62)	
66	192504	MERMILLOD BLONDIN Thomas	1984	FRA	1:44.44	(6)	Rossignol
67	103612	PRIDY Morgan	1990	CAN	1:47.38	(54)	Atomic



Number of Competitors: 76, Number of NSA: 15

Bib	FIS Code	Name	Year of Birth	Nation	Time	Rank	Ski
68	511988	GENOUD Amaury	1993	SUI	1:49.18	(68)	Atomic
69	380341	ULLRICH Max	1994	CRO	1:48.73	(67)	Atomic
70	511852	CAVIEZEL Gino	1992	SUI	1:50.18	(70)	Head
71	700830	ZAMPA Adam	1990	SVK	DNS		Salomon
72	481327	TRIKHICHEV Pavel	1992	RUS	1:47.14	(51)	Rossignol
73	534959	JITLOFF Tim	1985	USA	1:47.91	(63)	Stoeckli
74	291318	TONETTI Riccardo	1989	ITA	DNS		Voelkl
75	990116	DE ALIPRANDINI Luca	1990	ITA	1:48.59	(66)	Salomon
76	700879	ZAMPA Andreas	1993	SVK	1:49.22	(69)	Salomon


LEGEND
 DNS Did Not Start

02-12-2015 / Beaver Creek (USA) / 0199 Page 3/3

Data Processing by LONGINES www.fis-ski.com LONGINES Timing

Generation Date: WED 2 DEC 2015 Time: 13:59 Document: 74A 1.0





AUDI FIS SKI WORLD CUP 2015/16 Beaver Creek (USA)



2nd MEN'S DOWNHILL

WED 2 DEC 2015

PERFORMANCE ANALYSIS 1 TRAINING 1

Number of Competitors: 71

Rank	Bib	Name	Nation	Positions			Partials			Difference		Speed							
				Pos.	Time	Rank	Pos.	Time	Rank	Time	Dist(m)	Pos.	Km/h	Rank					
1	16	JANSRUD Kjetil	NOR	Int1: 28.18 (29)	Int2: 54.00 (4)	Int3: 1:12.97 (2)	Int4: 1:27.33 (2)	Fin: 1:44.04 (1)	I1-I2: 25.82 (3)	I2-I3: 18.97 (5)	I3-I4: 14.36 (8)	I4-Fin: 16.71 (2)	0.37	0.00	Sp1: 89.06 (20)	Sp2: 122.60 (11)	Sp3: 117.80 (23)	Sp4: 115.30 (4)	Avg.: 95.16
2	8	JANKA Carlo	SUI	Int1: 28.41 (53)	Int2: 53.87 (2)	Int3: 1:13.15 (4)	Int4: 1:27.53 (3)	Fin: 1:44.29 (2)	I1-I2: 25.46 (1)	I2-I3: 19.28 (25)	I3-I4: 14.38 (10)	I4-Fin: 16.76 (6)	0.60	6.59	Sp1: 88.69 (28)	Sp2: 123.40 (3)	Sp3: 118.75 (10)	Sp4: 114.50 (7)	Avg.: 94.93
3	2	FERSTL Josef	GER	Int1: 28.27 (37)	Int2: 54.59 (12)	Int3: 1:13.47 (7)	Int4: 1:27.76 (6)	Fin: 1:44.30 (3)	I1-I2: 26.32 (8)	I2-I3: 18.88 (3)	I3-I4: 14.29 (5)	I4-Fin: 16.54 (1)	0.46	6.86	Sp1: 85.96 (67)	Sp2: 122.80 (8)	Sp3: 119.27 (7)	Sp4: 116.80 (2)	Avg.: 94.92
4	6	FILL Peter	ITA	Int1: 27.81 (1)	Int2: 53.87 (2)	Int3: 1:12.91 (1)	Int4: 1:27.24 (1)	Fin: 1:44.32 (4)	I1-I2: 26.06 (4)	I2-I3: 19.04 (10)	I3-I4: 14.33 (6)	I4-Fin: 17.08 (37)	0.00	7.38	Sp1: 88.23 (39)	Sp2: 123.00 (7)	Sp3: 118.03 (18)	Sp4: 111.10 (38)	Avg.: 94.90
5	10	FAYED Guillermo	FRA	Int1: 28.15 (25)	Int2: 54.49 (9)	Int3: 1:13.53 (10)	Int4: 1:27.64 (5)	Fin: 1:44.35 (5)	I1-I2: 26.34 (9)	I2-I3: 19.04 (10)	I3-I4: 14.11 (1)	I4-Fin: 16.71 (2)	0.34	8.17	Sp1: 87.97 (43)	Sp2: 123.20 (4)	Sp3: 117.45 (35)	Sp4: 117.50 (1)	Avg.: 94.87
6	66	MERMILLOD BLONDIN T.	FRA	Int1: 27.94 (7)	Int2: 53.74 (1)	Int3: 1:13.03 (3)	Int4: 1:27.63 (4)	Fin: 1:44.44 (6)	I1-I2: 25.80 (2)	I2-I3: 19.29 (26)	I3-I4: 14.60 (32)	I4-Fin: 16.81 (8)	0.13	10.53	Sp1: 89.21 (17)	Sp2: 120.20 (32)	Sp3: 118.03 (18)	Sp4: 115.50 (3)	Avg.: 94.79
7	12	REICHELT Hannes	AUT	Int1: 27.99 (10)	Int2: 54.43 (8)	Int3: 1:13.61 (11)	Int4: 1:27.87 (9)	Fin: 1:44.65 (7)	I1-I2: 26.44 (13)	I2-I3: 19.18 (17)	I3-I4: 14.26 (2)	I4-Fin: 16.78 (7)	0.18	16.03	Sp1: 88.75 (26)	Sp2: 120.00 (34)	Sp3: 117.66 (28)	Sp4: 114.20 (10)	Avg.: 94.60
8	58	KILDE Aleksander Aamodt	NOR	Int1: 27.97 (8)	Int2: 54.27 (6)	Int3: 1:13.42 (6)	Int4: 1:27.96 (10)	Fin: 1:44.71 (8)	I1-I2: 26.30 (7)	I2-I3: 19.15 (15)	I3-I4: 14.54 (20)	I4-Fin: 16.75 (5)	0.16	17.60	Sp1: 89.02 (22)	Sp2: 121.50 (23)	Sp3: 119.30 (6)	Sp4: 114.50 (7)	Avg.: 94.55



PERFORMANCE ANALYSIS 1 TRAINING 1

Number of Competitors: 71

Rank	Bib	Name	Nation	Positions			Partials			Difference		Speed									
				Pos.	Time	Rank	Pos.	Time	Rank	Time	Dist(m)	Pos.	Km/h	Rank							
9	20	SVINDAL Aksel Lund	NOR	Int1: 27.97 (8)	Int2: 54.33 (7)	Int3: 1:13.49 (8)	I1-I2: 26.36 (10)	I2-I3: 19.16 (16)	I3-I4: 14.36 (8)	I4-Fin: 16.88 (15)	0.16	0.59	0.58	0.61	0.69	18.12	Sp1: 91.20 (4)	Sp2: 121.70 (19)	Sp3: 118.26 (16)	Sp4: 104.00 (69)	Avg.: 94.53
10	14	MAYER Matthias	AUT	Int1: 28.20 (32)	Int2: 54.63 (14)	Int3: 1:13.49 (8)	I1-I2: 26.43 (11)	I2-I3: 18.86 (1)	I3-I4: 14.49 (19)	I4-Fin: 16.81 (8)	0.39	0.89	0.58	0.74	0.75	19.68	Sp1: 88.31 (38)	Sp2: 122.80 (8)	Sp3: 117.35 (41)	Sp4: 112.70 (23)	Avg.: 94.47
11	18	NYMAN Steven	USA	Int1: 27.86 (5)	Int2: 54.53 (10)	Int3: 1:13.72 (14)	I1-I2: 26.67 (22)	I2-I3: 19.19 (18)	I3-I4: 14.40 (12)	I4-Fin: 16.71 (2)	0.05	0.79	0.81	0.88	0.79	20.72	Sp1: 91.51 (1)	Sp2: 121.70 (19)	Sp3: 119.39 (3)	Sp4: 108.20 (61)	Avg.: 94.44
11	9	FRANZ Max	AUT	Int1: 28.07 (14)	Int2: 54.17 (5)	Int3: 1:13.20 (5)	I1-I2: 26.10 (5)	I2-I3: 19.03 (9)	I3-I4: 14.57 (25)	I4-Fin: 17.06 (34)	0.26	0.43	0.29	0.53	0.79	20.72	Sp1: 89.80 (10)	Sp2: 122.50 (12)	Sp3: 118.64 (11)	Sp4: 112.40 (25)	Avg.: 94.44
13	28	THEAUX Adrien	FRA	Int1: 28.17 (28)	Int2: 54.75 (21)	Int3: 1:13.61 (11)	I1-I2: 26.58 (17)	I2-I3: 18.86 (1)	I3-I4: 14.45 (17)	I4-Fin: 17.03 (28)	0.36	1.01	0.70	0.82	1.05	27.48	Sp1: 88.64 (29)	Sp2: 121.80 (16)	Sp3: 117.82 (22)	Sp4: 109.10 (58)	Avg.: 94.20
14	7	STREITBERGER Georg	AUT	Int1: 28.18 (29)	Int2: 54.71 (19)	Int3: 1:13.70 (13)	I1-I2: 26.53 (15)	I2-I3: 18.99 (7)	I3-I4: 14.39 (11)	I4-Fin: 17.04 (30)	0.37	0.97	0.79	0.85	1.09	28.51	Sp1: 91.29 (2)	Sp2: 124.40 (1)	Sp3: 117.39 (37)	Sp4: 113.60 (16)	Avg.: 94.17
15	53	MUZATON Maxence	FRA	Int1: 28.11 (19)	Int2: 54.87 (25)	Int3: 1:14.16 (23)	I1-I2: 26.76 (27)	I2-I3: 19.29 (26)	I3-I4: 14.40 (12)	I4-Fin: 16.88 (15)	0.30	1.13	1.25	1.32	1.40	36.51	Sp1: 89.11 (19)	Sp2: 123.20 (4)	Sp3: 119.34 (4)	Sp4: 113.80 (12)	Avg.: 93.89
16	51	ROGER Brice	FRA	Int1: 28.19 (31)	Int2: 55.06 (35)	Int3: 1:14.08 (21)	I1-I2: 26.87 (33)	I2-I3: 19.02 (8)	I3-I4: 14.59 (30)	I4-Fin: 16.86 (12)	0.38	1.32	1.17	1.43	1.49	38.83	Sp1: 89.45 (14)	Sp2: 123.20 (4)	Sp3: 116.55 (49)	Sp4: 113.80 (12)	Avg.: 93.81
16	19	BAUMANN Romed	AUT	Int1: 27.90 (6)	Int2: 54.59 (12)	Int3: 1:13.84 (15)	I1-I2: 26.69 (23)	I2-I3: 19.25 (24)	I3-I4: 14.70 (40)	I4-Fin: 16.99 (25)	0.09	0.85	0.93	1.30	1.49	38.83	Sp1: 88.85 (24)	Sp2: 119.60 (42)	Sp3: 117.23 (43)	Sp4: 107.90 (64)	Avg.: 93.81
18	26	INNERHOFER Christof	ITA	Int1: 28.16 (26)	Int2: 54.66 (16)	Int3: 1:13.87 (16)	I1-I2: 26.50 (14)	I2-I3: 19.21 (20)	I3-I4: 14.70 (40)	I4-Fin: 17.05 (33)	0.35	0.92	0.96	1.33	1.58	41.14	Sp1: 88.56 (31)	Sp2: 121.50 (23)	Sp3: 116.80 (47)	Sp4: 113.40 (17)	Avg.: 93.73



PERFORMANCE ANALYSIS 1 TRAINING 1

Number of Competitors: 71

Rank	Bib	Name	Nation	Positions			Partials			Difference		Speed									
				Pos.	Time	Rank	Pos.	Time	Rank	Time	Dist(m)	Pos.	Km/h	Rank							
19	1	CLAREY Johan	FRA	Int1: 28.61 (60)	Int2: 54.85 (23)	Int3: 1:13.91 (17)	I1-I2: 26.24 (6)	I2-I3: 19.06 (12)	I3-I4: 14.79 (54)	I4-Fin: 16.97 (22)	0.80	1.11	1.00	1.46	1.63	42.42	Sp1: 86.24 (63)	Sp2: 120.90 (26)	Sp3: 116.43 (53)	Sp4: 111.10 (38)	Avg.: 93.69
20	37	GIRAUD MOINE Valentin	FRA	Int1: 28.12 (22)	Int2: 54.55 (11)	Int3: 1:14.13 (22)	I1-I2: 26.43 (11)	I2-I3: 19.58 (49)	I3-I4: 14.55 (21)	I4-Fin: 17.06 (34)	0.31	0.81	1.22	1.44	1.70	44.21	Sp1: 91.29 (2)	Sp2: 115.60 (68)	Sp3: 119.90 (1)	Sp4: 111.50 (34)	Avg.: 93.63
20	17	KUENG Patrick	SUI	Int1: 28.40 (50)	Int2: 55.38 (43)	Int3: 1:14.62 (35)	I1-I2: 26.98 (39)	I2-I3: 19.24 (22)	I3-I4: 14.28 (4)	I4-Fin: 16.84 (10)	0.59	1.64	1.71	1.66	1.70	44.21	Sp1: 87.16 (54)	Sp2: 121.50 (23)	Sp3: 117.91 (20)	Sp4: 107.00 (66)	Avg.: 93.63
22	11	PARIS Dominik	ITA	Int1: 28.08 (16)	Int2: 54.98 (30)	Int3: 1:13.93 (19)	I1-I2: 26.90 (36)	I2-I3: 18.95 (4)	I3-I4: 14.82 (59)	I4-Fin: 17.01 (26)	0.27	1.24	1.02	1.51	1.72	44.72	Sp1: 88.74 (27)	Sp2: 121.80 (16)	Sp3: 117.67 (27)	Sp4: 110.20 (47)	Avg.: 93.61
23	57	MARSAGLIA Matteo	ITA	Int1: 28.40 (50)	Int2: 55.16 (37)	Int3: 1:14.35 (28)	I1-I2: 26.76 (27)	I2-I3: 19.19 (18)	I3-I4: 14.56 (22)	I4-Fin: 16.91 (19)	0.59	1.42	1.44	1.67	1.78	46.26	Sp1: 88.40 (35)	Sp2: 120.80 (27)	Sp3: 117.13 (44)	Sp4: 113.00 (21)	Avg.: 93.56
24	35	SCHWEIGER Patrick	AUT	Int1: 28.11 (19)	Int2: 55.03 (32)	Int3: 1:14.25 (25)	I1-I2: 26.92 (37)	I2-I3: 19.22 (21)	I3-I4: 14.64 (33)	I4-Fin: 16.97 (22)	0.30	1.29	1.34	1.65	1.82	47.28	Sp1: 90.12 (8)	Sp2: 119.80 (39)	Sp3: 117.74 (24)	Sp4: 112.80 (22)	Avg.: 93.52
24	15	GUAY Erik	CAN	Int1: 28.01 (12)	Int2: 54.70 (18)	Int3: 1:14.43 (32)	I1-I2: 26.69 (23)	I2-I3: 19.73 (56)	I3-I4: 14.42 (14)	I4-Fin: 17.01 (26)	0.20	0.96	1.52	1.61	1.82	47.28	Sp1: 86.74 (61)	Sp2: 118.00 (57)	Sp3: 118.40 (13)	Sp4: 114.50 (7)	Avg.: 93.52
26	40	GOLDBERG Jared	USA	Int1: 28.22 (35)	Int2: 54.83 (22)	Int3: 1:14.36 (30)	I1-I2: 26.61 (20)	I2-I3: 19.53 (43)	I3-I4: 14.64 (33)	I4-Fin: 16.87 (13)	0.41	1.09	1.45	1.76	1.83	47.53	Sp1: 88.36 (36)	Sp2: 120.00 (34)	Sp3: 117.54 (33)	Sp4: 112.00 (28)	Avg.: 93.51
27	41	SANDER Andreas	GER	Int1: 27.84 (4)	Int2: 54.67 (17)	Int3: 1:13.91 (17)	I1-I2: 26.83 (32)	I2-I3: 19.24 (22)	I3-I4: 14.93 (61)	I4-Fin: 17.06 (34)	0.03	0.93	1.00	1.60	1.86	48.30	Sp1: 90.18 (7)	Sp2: 119.80 (39)	Sp3: 118.05 (17)	Sp4: 112.40 (25)	Avg.: 93.48
28	62	BENNETT Bryce	USA	Int1: 27.81 (1)	Int2: 54.63 (14)	Int3: 1:28.76 (22)	I1-I2: 26.82 (31)	I2-I3: 17.18 (46)	I3-I4: 17.18 (46)	I4-Fin: 17.18 (46)	0.00	0.89	1.52	1.90	1.90	49.32	Sp1: 90.64 (5)	Sp2: 117.70 (58)	Sp3: 118.87 (9)	Sp4: 110.50 (43)	Avg.: 93.45



PERFORMANCE ANALYSIS 1 TRAINING 1

Number of Competitors: 71

Rank	Bib	Name	Nation	Positions			Partials			Difference		Speed									
				Pos.	Time	Rank	Pos.	Time	Rank	Time	Dist(m)	Pos.	Km/h	Rank							
29	36	WEIBRECHT Andrew	USA	Int1: 28.24 (36)	Int2: 54.87 (25)	Int3: 1:14.29 (26)	I1-I2: 26.63 (21)	I2-I3: 19.42 (35)	I3-I4: 14.65 (36)	I4-Fin: 17.03 (28)	0.43	1.13	1.38	1.70	1.93	50.08	Sp1: 87.84 (47)	Sp2: 121.70 (19)	Sp3: 116.54 (51)	Sp4: 109.30 (56)	Avg.: 93.42
30	52	CASSE Mattia	ITA	Int1: 28.08 (16)	Int2: 54.96 (29)	Int3: 1:13.93 (19)	I1-I2: 26.88 (34)	I2-I3: 18.97 (5)	I3-I4: 15.21 (67)	I4-Fin: 16.98 (24)	0.27	1.22	1.02	1.90	2.08	53.90	Sp1: 88.52 (32)	Sp2: 122.70 (10)	Sp3: 117.26 (42)	Sp4: 115.20 (5)	Avg.: 93.29
31	59	PERKO Rok	SLO	Int1: 28.16 (26)	Int2: 55.04 (33)	Int3: 1:14.35 (28)	I1-I2: 26.88 (34)	I2-I3: 19.31 (28)	I3-I4: 14.73 (47)	I4-Fin: 17.08 (37)	0.35	1.30	1.44	1.84	2.12	54.92	Sp1: 89.18 (18)	Sp2: 121.70 (19)	Sp3: 116.55 (49)	Sp4: 114.00 (11)	Avg.: 93.26
32	54	BRANDNER Klaus	GER	Int1: 28.27 (37)	Int2: 55.04 (33)	Int3: 1:14.69 (36)	I1-I2: 26.77 (29)	I2-I3: 19.65 (52)	I3-I4: 14.35 (7)	I4-Fin: 17.14 (44)	0.46	1.30	1.78	1.80	2.14	55.42	Sp1: 88.80 (25)	Sp2: 120.00 (34)	Sp3: 119.57 (2)	Sp4: 113.80 (12)	Avg.: 93.24
33	38	KOSI Klemen	SLO	Int1: 28.43 (54)	Int2: 55.17 (38)	Int3: 1:14.50 (33)	I1-I2: 26.74 (26)	I2-I3: 19.33 (30)	I3-I4: 14.79 (54)	I4-Fin: 16.93 (20)	0.62	1.43	1.59	2.05	2.18	56.44	Sp1: 86.79 (60)	Sp2: 119.30 (47)	Sp3: 117.38 (39)	Sp4: 113.30 (18)	Avg.: 93.20
34	29	POISSON David	FRA	Int1: 28.61 (60)	Int2: 55.69 (51)	Int3: 1:14.79 (38)	I1-I2: 27.08 (42)	I2-I3: 19.10 (13)	I3-I4: 14.57 (25)	I4-Fin: 16.88 (15)	0.80	1.95	1.88	2.12	2.20	56.95	Sp1: 87.71 (49)	Sp2: 120.40 (30)	Sp3: 116.16 (54)	Sp4: 113.10 (20)	Avg.: 93.19
35	61	SCHEIBER Florian	AUT	Int1: 27.83 (3)	Int2: 54.93 (27)	Int3: 1:14.29 (26)	I1-I2: 27.10 (44)	I2-I3: 19.36 (31)	I3-I4: 14.76 (51)	I4-Fin: 17.22 (50)	0.02	1.19	1.38	1.81	2.23	57.71	Sp1: 90.12 (8)	Sp2: 122.50 (12)	Sp3: 117.39 (37)	Sp4: 111.00 (41)	Avg.: 93.16
36	64	TUMLER Thomas	SUI	Int1: 28.14 (24)	Int2: 54.71 (19)	Int3: 1:14.24 (24)	I1-I2: 26.57 (16)	I2-I3: 19.53 (43)	I3-I4: 14.72 (45)	I4-Fin: 17.43 (58)	0.33	0.97	1.33	1.72	2.35	60.74	Sp1: 87.04 (57)	Sp2: 119.50 (43)	Sp3: 115.93 (58)	Sp4: 109.80 (52)	Avg.: 93.05
37	4	OSBORNE-PARADIS Manuel	CAN	Int1: 27.99 (10)	Int2: 55.02 (31)	Int3: 1:14.57 (34)	I1-I2: 27.03 (40)	I2-I3: 19.55 (46)	I3-I4: 14.76 (51)	I4-Fin: 17.08 (37)	0.18	1.28	1.66	2.09	2.37	61.25	Sp1: 88.95 (23)	Sp2: 119.50 (43)	Sp3: 116.47 (52)	Sp4: 110.60 (42)	Avg.: 93.04
38	13	GANONG Travis	USA	Int1: 28.40 (50)	Int2: 55.33 (39)	Int3: 1:14.87 (40)	I1-I2: 26.93 (38)	I2-I3: 19.54 (45)	I3-I4: 14.69 (39)	I4-Fin: 16.88 (15)	0.59	1.59	1.96	2.32	2.40	62.01	Sp1: 87.95 (44)	Sp2: 117.10 (63)	Sp3: 117.64 (29)	Sp4: 114.80 (6)	Avg.: 93.01



PERFORMANCE ANALYSIS 1 TRAINING 1

Number of Competitors: 71

Rank	Bib	Name	Nation	Positions			Partials			Difference		Speed									
				Pos.	Time	Rank	Pos.	Time	Rank	Time	Dist(m)	Pos.	Km/h	Rank							
39	39	KLINE Bostjan	SLO	Int1: 28.08 (16)	Int2: 55.35 (41)	Int3: 1:14.79 (38)	I1-I2: 27.27 (54)	I2-I3: 19.44 (37)	I3-I4: 14.27 (3)	I4-Fin: 17.44 (60)	0.27	1.61	1.88	1.82	2.46	63.52	Sp1: 90.53 (6)	Sp2: 120.50 (29)	Sp3: 117.86 (21)	Sp4: 111.30 (36)	Avg.: 92.96
40	43	GISIN Marc	SUI	Int1: 28.35 (44)	Int2: 54.94 (28)	Int3: 1:14.88 (41)	I1-I2: 26.59 (18)	I2-I3: 19.94 (62)	I3-I4: 14.71 (43)	I4-Fin: 16.94 (21)	0.54	1.20	1.97	2.35	2.49	64.28	Sp1: 88.10 (42)	Sp2: 117.50 (59)	Sp3: 117.36 (40)	Sp4: 113.80 (12)	Avg.: 92.93
40	5	KROELL Klaus	AUT	Int1: 28.33 (42)	Int2: 55.84 (58)	Int3: 1:14.96 (44)	I1-I2: 27.51 (60)	I2-I3: 19.12 (14)	I3-I4: 14.70 (40)	I4-Fin: 16.87 (13)	0.52	2.10	2.05	2.42	2.49	64.28	Sp1: 88.34 (37)	Sp2: 121.90 (15)	Sp3: 118.29 (15)	Sp4: 111.70 (30)	Avg.: 92.93
42	24	VILETTA Sandro	SUI	Int1: 28.49 (58)	Int2: 55.08 (36)	Int3: 1:14.40 (31)	I1-I2: 26.59 (18)	I2-I3: 19.32 (29)	I3-I4: 14.74 (48)	I4-Fin: 17.43 (58)	0.68	1.34	1.49	1.90	2.53	65.29	Sp1: 85.75 (68)	Sp2: 118.90 (52)	Sp3: 115.72 (59)	Sp4: 113.30 (18)	Avg.: 92.90
43	30	STRIEDINGER Otmar	AUT	Int1: 28.28 (39)	Int2: 55.37 (42)	Int3: 1:14.94 (43)	I1-I2: 27.09 (43)	I2-I3: 19.57 (47)	I3-I4: 14.57 (25)	I4-Fin: 17.08 (37)	0.47	1.63	2.03	2.27	2.55	65.79	Sp1: 87.13 (56)	Sp2: 120.00 (34)	Sp3: 115.62 (60)	Sp4: 110.00 (49)	Avg.: 92.88
44	33	SPORN Andrej	SLO	Int1: 28.29 (41)	Int2: 55.55 (47)	Int3: 1:14.93 (42)	I1-I2: 27.26 (53)	I2-I3: 19.38 (32)	I3-I4: 14.66 (37)	I4-Fin: 17.04 (30)	0.48	1.81	2.02	2.35	2.59	66.80	Sp1: 88.57 (30)	Sp2: 124.30 (2)	Sp3: 117.57 (32)	Sp4: 111.20 (37)	Avg.: 92.84
45	42	GIEZENDANNER Blaise	FRA	Int1: 28.37 (46)	Int2: 55.70 (52)	Int3: 1:15.12 (50)	I1-I2: 27.33 (57)	I2-I3: 19.42 (35)	I3-I4: 14.76 (51)	I4-Fin: 16.84 (10)	0.56	1.96	2.21	2.64	2.68	69.06	Sp1: 88.51 (33)	Sp2: 118.50 (55)	Sp3: 118.48 (12)	Sp4: 112.30 (27)	Avg.: 92.77
46	25	VARETTONI Silvano	ITA	Int1: 28.38 (48)	Int2: 55.57 (48)	Int3: 1:15.03 (45)	I1-I2: 27.19 (51)	I2-I3: 19.46 (39)	I3-I4: 14.43 (15)	I4-Fin: 17.44 (60)	0.57	1.83	2.12	2.22	2.86	73.57	Sp1: 87.46 (50)	Sp2: 119.70 (41)	Sp3: 117.43 (36)	Sp4: 108.10 (63)	Avg.: 92.61
47	3	THOMSEN Benjamin	CAN	Int1: 28.39 (49)	Int2: 55.71 (53)	Int3: 1:15.19 (51)	I1-I2: 27.32 (56)	I2-I3: 19.48 (41)	I3-I4: 14.64 (33)	I4-Fin: 17.09 (42)	0.58	1.97	2.28	2.59	2.88	74.07	Sp1: 89.66 (11)	Sp2: 121.80 (16)	Sp3: 116.08 (55)	Sp4: 111.90 (29)	Avg.: 92.59
48	21	HEEL Werner	ITA	Int1: 28.28 (39)	Int2: 55.89 (60)	Int3: 1:15.33 (55)	I1-I2: 27.61 (64)	I2-I3: 19.44 (37)	I3-I4: 14.44 (16)	I4-Fin: 17.19 (47)	0.47	2.15	2.42	2.53	2.92	75.07	Sp1: 88.12 (41)	Sp2: 119.40 (46)	Sp3: 119.32 (5)	Sp4: 111.60 (32)	Avg.: 92.56



PERFORMANCE ANALYSIS 1 TRAINING 1

Number of Competitors: 71

Rank	Bib	Name	Nation	Positions			Partials			Difference		Speed									
				Pos.	Time	Rank	Pos.	Time	Rank	Time	Dist(m)	Pos.	Km/h	Rank							
49	50	ZRNCIC DIM Natko	CRO	Int1: 28.71 (66)	Int2: 55.50 (45)	Int3: 1:15.07 (48)	I1-I2: 26.79 (30)	I2-I3: 19.57 (47)	I3-I4: 14.91 (60)	I4-Fin: 17.04 (30)	0.90	1.76	2.16	2.74	2.98	76.57	Sp1: 87.93 (45)	Sp2: 118.80 (53)	Sp3: 114.18 (68)	Sp4: 110.00 (49)	Avg.: 92.51
50	22	SULLIVAN Marco	USA	Int1: 28.45 (56)	Int2: 55.58 (49)	Int3: 1:15.04 (47)	I1-I2: 27.13 (45)	I2-I3: 19.46 (39)	I3-I4: 14.66 (37)	I4-Fin: 17.33 (54)	0.64	1.84	2.13	2.46	2.99	76.82	Sp1: 86.93 (58)	Sp2: 118.80 (53)	Sp3: 117.53 (34)	Sp4: 112.70 (23)	Avg.: 92.50
51	72	TRIKHICHEV Pavel	RUS	Int1: 28.12 (22)	Int2: 54.85 (23)	Int3: 1:14.72 (37)	I1-I2: 26.73 (25)	I2-I3: 19.87 (59)	I3-I4: 15.16 (66)	I4-Fin: 17.26 (51)	0.31	1.11	1.81	2.64	3.10	79.57	Sp1: 87.27 (53)	Sp2: 119.30 (47)	Sp3: 117.71 (26)	Sp4: 111.70 (30)	Avg.: 92.40
52	27	KRIECHMAYR Vincent	AUT	Int1: 28.78 (67)	Int2: 55.91 (61)	Int3: 1:15.31 (54)	I1-I2: 27.13 (45)	I2-I3: 19.40 (34)	I3-I4: 14.81 (56)	I4-Fin: 17.21 (48)	0.97	2.17	2.40	2.88	3.29	84.30	Sp1: 86.07 (65)	Sp2: 120.80 (27)	Sp3: 115.01 (62)	Sp4: 109.10 (58)	Avg.: 92.24
53	60	SCHMED Fernando	SUI	Int1: 28.20 (32)	Int2: 55.73 (56)	Int3: 1:15.43 (57)	I1-I2: 27.53 (61)	I2-I3: 19.70 (55)	I3-I4: 14.56 (22)	I4-Fin: 17.37 (55)	0.39	1.99	2.52	2.75	3.32	85.04	Sp1: 88.18 (40)	Sp2: 117.20 (25)	Sp3: 117.72 (25)	Sp4: 110.50 (43)	Avg.: 92.21
54	67	PRIDY Morgan	CAN	Int1: 28.47 (57)	Int2: 55.61 (50)	Int3: 1:15.53 (58)	I1-I2: 27.14 (47)	I2-I3: 19.92 (61)	I3-I4: 14.71 (43)	I4-Fin: 17.14 (44)	0.66	1.87	2.62	3.00	3.34	85.54	Sp1: 89.55 (13)	Sp2: 116.60 (65)	Sp3: 116.92 (46)	Sp4: 109.40 (54)	Avg.: 92.20
55	45	FRISCH Jeffrey	CAN	Int1: 28.37 (46)	Int2: 55.54 (46)	Int3: 1:15.22 (53)	I1-I2: 27.17 (49)	I2-I3: 19.68 (53)	I3-I4: 14.81 (56)	I4-Fin: 17.38 (56)	0.56	1.80	2.31	2.79	3.37	86.28	Sp1: 89.03 (21)	Sp2: 119.00 (51)	Sp3: 115.98 (57)	Sp4: 111.60 (32)	Avg.: 92.17
56	44	DRESSEN Thomas	GER	Int1: 28.63 (63)	Int2: 56.21 (63)	Int3: 1:15.83 (64)	I1-I2: 27.58 (62)	I2-I3: 19.62 (51)	I3-I4: 14.47 (18)	I4-Fin: 17.13 (43)	0.82	2.47	2.92	3.06	3.39	86.78	Sp1: 87.44 (51)	Sp2: 117.50 (59)	Sp3: 119.06 (8)	Sp4: 111.10 (38)	Avg.: 92.15
57	63	BIESEMEYER Thomas	USA	Int1: 28.07 (14)	Int2: 55.34 (40)	Int3: 1:15.03 (45)	I1-I2: 27.27 (54)	I2-I3: 19.69 (54)	I3-I4: 14.81 (56)	I4-Fin: 17.61 (65)	0.26	1.60	2.12	2.60	3.41	87.27	Sp1: 87.84 (47)	Sp2: 120.40 (30)	Sp3: 117.05 (45)	Sp4: 109.40 (54)	Avg.: 92.14
58	34	WERRY Tyler	CAN	Int1: 28.44 (55)	Int2: 55.49 (44)	Int3: 1:15.72 (61)	I1-I2: 27.05 (41)	I2-I3: 20.23 (68)	I3-I4: 14.58 (29)	I4-Fin: 17.32 (52)	0.63	1.75	2.81	3.06	3.58	91.48	Sp1: 86.13 (64)	Sp2: 116.40 (66)	Sp3: 118.30 (14)	Sp4: 107.20 (65)	Avg.: 91.99



PERFORMANCE ANALYSIS 1 TRAINING 1

Number of Competitors: 71

Rank	Bib	Name	Nation	Positions			Partials			Difference		Speed									
				Pos.	Time	Rank	Pos.	Time	Rank	Time	Dist(m)	Pos.	Km/h	Rank							
59	56	MANI Nils	SUI	Int1: 28.61 (60)	Int2: 55.86 (59)	Int3: 1:15.75 (62)	I1-I2: 27.25 (52)	I2-I3: 19.89 (60)	I3-I4: 14.56 (22)	I4-Fin: 17.32 (52)	0.80	2.12	2.84	3.07	3.59	91.73	Sp1: 88.46 (34)	Sp2: 116.40 (66)	Sp3: 117.61 (30)	Sp4: 110.40 (45)	Avg.: 91.98
60	49	ROMAR Andreas	FIN	Int1: 28.11 (19)	Int2: 55.71 (53)	Int3: 1:15.70 (60)	I1-I2: 27.60 (63)	I2-I3: 19.99 (65)	I3-I4: 14.74 (48)	I4-Fin: 17.21 (48)	0.30	1.97	2.79	3.20	3.61	92.22	Sp1: 89.59 (12)	Sp2: 120.00 (34)	Sp3: 115.30 (61)	Sp4: 108.20 (61)	Avg.: 91.96
61	46	KLOTZ Siegmarr	ITA	Int1: 28.57 (59)	Int2: 55.71 (53)	Int3: 1:15.20 (52)	I1-I2: 27.14 (47)	I2-I3: 19.49 (42)	I3-I4: 15.07 (63)	I4-Fin: 17.42 (57)	0.76	1.97	2.29	3.03	3.65	93.21	Sp1: 87.88 (46)	Sp2: 119.10 (50)	Sp3: 114.45 (67)	Sp4: 110.40 (45)	Avg.: 91.93
62	65	VON APPEN Henrik	CHI	Int1: 28.36 (45)	Int2: 56.32 (66)	Int3: 1:16.06 (65)	I1-I2: 27.96 (68)	I2-I3: 19.74 (57)	I3-I4: 14.57 (25)	I4-Fin: 17.08 (37)	0.55	2.58	3.15	3.39	3.67	93.70	Sp1: 87.42 (52)	Sp2: 120.20 (32)	Sp3: 117.58 (31)	Sp4: 111.50 (34)	Avg.: 91.91
63	73	JITLOFF Tim	USA	Int1: 28.04 (13)	Int2: 55.76 (57)	Int3: 1:15.57 (59)	I1-I2: 27.72 (66)	I2-I3: 19.81 (58)	I3-I4: 14.72 (45)	I4-Fin: 17.62 (66)	0.23	2.02	2.66	3.05	3.87	98.62	Sp1: 89.25 (16)	Sp2: 119.50 (43)	Sp3: 114.54 (65)	Sp4: 109.30 (56)	Avg.: 91.74
64	23	BANK Ondrej	CZE	Int1: 28.65 (64)	Int2: 56.00 (62)	Int3: 1:15.38 (56)	I1-I2: 27.35 (58)	I2-I3: 19.38 (32)	I3-I4: 15.13 (65)	I4-Fin: 17.56 (63)	0.84	2.26	2.47	3.27	4.03	102.55	Sp1: 85.98 (66)	Sp2: 119.30 (47)	Sp3: 114.51 (66)	Sp4: 109.10 (58)	Avg.: 91.61
65	48	CATER Martin	SLO	Int1: 28.69 (65)	Int2:	Int3: 1:15.10 (49)	I1-I2:	I2-I3: 14.59 (30)	I3-I4: 18.47 (71)	I4-Fin:	0.88	2.19	2.45	4.12	104.75	Sp1: 87.16 (54)	Sp2:	Sp3: 116.03 (56)	Sp4: 110.10 (48)	Avg.: 91.53	
66	75	DE ALIPRANDINI Luca	ITA	Int1: 28.34 (43)	Int2: 56.23 (64)	Int3: 1:15.82 (63)	I1-I2: 27.89 (67)	I2-I3: 19.59 (50)	I3-I4: 15.25 (68)	I4-Fin: 17.52 (62)	0.53	2.49	2.91	3.83	4.55	115.23	Sp1: 86.87 (59)	Sp2: 122.30 (14)	Sp3: 114.57 (64)	Sp4: 106.50 (67)	Avg.: 91.17
67	69	ULLRICH Max	CRO	Int1: 28.21 (34)	Int2: 56.32 (66)	Int3: 1:16.41 (68)	I1-I2: 28.11 (69)	I2-I3: 20.09 (66)	I3-I4: 14.75 (50)	I4-Fin: 17.57 (64)	0.40	2.58	3.50	3.92	4.69	118.62	Sp1: 89.27 (15)	Sp2: 118.30 (56)	Sp3: 116.58 (48)	Sp4: 109.50 (53)	Avg.: 91.05
68	68	GENOUD Amaury	SUI	Int1: 29.06 (71)	Int2: 56.23 (64)	Int3: 1:16.34 (66)	I1-I2: 27.17 (49)	I2-I3: 20.11 (67)	I3-I4: 15.06 (62)	I4-Fin: 17.78 (68)	1.25	2.49	3.43	4.16	5.14	129.47	Sp1: 84.33 (71)	Sp2: 111.60 (70)	Sp3: 114.96 (63)	Sp4: 104.70 (68)	Avg.: 90.68



PERFORMANCE ANALYSIS 1 TRAINING 1

Number of Competitors: 71

Rank	Bib	Name	Nation	Positions			Partials			Difference		Speed							
				Pos.	Time	Rank	Pos.	Time	Rank	Time	Dist(m)	Pos.	Km/h	Rank					
69	76	ZAMPA Andreas	SVK	Int1: 29.05 (70)	Int2: 56.40 (68)	Int3: 1:16.37 (67)	Int4: 1:31.49 (69)	Fin: 1:49.22 (69)	I1-I2: 27.35 (58)	I2-I3: 19.97 (64)	I3-I4: 15.12 (64)	I4-Fin: 17.73 (67)	1.24	130.42	Sp1: 84.55 (70)	Sp2: 115.30 (69)	Sp3: 113.61 (69)	Sp4: 110.00 (49)	Avg.: 90.64
70	70	CAVIEZEL Gino	SUI	Int1: 28.87 (69)	Int2: 56.58 (69)	Int3: 1:16.94 (69)	Int4: 1:32.23 (70)	Fin: 1:50.18 (70)	I1-I2: 27.71 (65)	I2-I3: 20.36 (69)	I3-I4: 15.29 (69)	I4-Fin: 17.95 (69)	1.06	153.25	Sp1: 84.66 (69)	Sp2: 117.30 (61)	Sp3: 113.24 (70)	Sp4: 103.70 (70)	Avg.: 89.85
71	32	HIRSCHER Marcel	AUT	Int1: 28.79 (68)	Int2: 57.09 (70)	Int3: 1:17.05 (70)	Int4: 1:32.52 (71)	Fin: 1:50.81 (71)	I1-I2: 28.30 (70)	I2-I3: 19.96 (63)	I3-I4: 15.47 (70)	I4-Fin: 18.29 (70)	0.98	168.01	Sp1: 86.49 (62)	Sp2: 117.00 (64)	Sp3: 113.22 (71)	Sp4: 101.30 (71)	Avg.: 89.34

LEGEND							
Pos	Intermediate or Speed Position	Int1:	Intermediate 1	Int4:	Intermediate 4	Sp3:	Speed Trap 3
Avg.	Average Speed for the race	Int2:	Intermediate 2	Sp1:	Speed Trap 1	Sp4:	Speed Trap 4
Dist(m)	Distance behind the first	Int3:	Intermediate 3	Sp2:	Speed Trap 2	Fin:	Finish

02-12-2015 / Beaver Creek (USA) / 0199

Page 8/8

Data Processing by LONGINES

www.fis-ski.com


LONGINES Timing

Generation Date: WED 2 DEC 2015

Time: 13:56

Document: 77A 1.0





AUDI FIS SKI WORLD CUP 2015/16 Beaver Creek (USA)



2nd MEN'S DOWNHILL

WED 2 DEC 2015

PERFORMANCE ANALYSIS 2 TRAINING 1

Number of Competitors: 76

Bib	Name	Nation	Positions			Partials			Difference		Speed											
			Pos.	Time	Rank	Pos.	Time	Rank	Time	Dist(m)	Pos.	Km/h	Rank									
1	CLAREY Johan	FRA	Int1: 28.61 (60)	Int2: 54.85 (23)	Int3: 1:13.91 (17)	Int4: 1:28.70 (20)	Fin: 1:45.67 (19)	I1-I2: 26.24 (6)	I2-I3: 19.06 (12)	I3-I4: 14.79 (54)	I4-Fin: 16.97 (22)	0.80	1.11	1.00	1.46	1.63	42.42	Sp1: 86.24 (63)	Sp2: 120.90 (26)	Sp3: 116.43 (53)	Sp4: 111.10 (38)	Avg.: 93.69
2	FERSTL Josef	GER	Int1: 28.27 (37)	Int2: 54.59 (12)	Int3: 1:13.47 (7)	Int4: 1:27.76 (6)	Fin: 1:44.30 (3)	I1-I2: 26.32 (8)	I2-I3: 18.88 (3)	I3-I4: 14.29 (5)	I4-Fin: 16.54 (1)	0.46	0.85	0.56	0.52	0.26	6.86	Sp1: 85.96 (67)	Sp2: 122.80 (8)	Sp3: 119.27 (7)	Sp4: 116.80 (2)	Avg.: 94.92
3	THOMSEN Benjamin	CAN	Int1: 28.39 (49)	Int2: 55.71 (53)	Int3: 1:15.19 (51)	Int4: 1:29.83 (49)	Fin: 1:46.92 (47)	I1-I2: 27.32 (56)	I2-I3: 19.48 (41)	I3-I4: 14.64 (33)	I4-Fin: 17.09 (42)	0.58	1.97	2.28	2.59	2.88	74.07	Sp1: 89.66 (11)	Sp2: 121.80 (16)	Sp3: 116.08 (55)	Sp4: 111.90 (29)	Avg.: 92.59
4	OSBORNE-PARADIS Manuel	CAN	Int1: 27.99 (10)	Int2: 55.02 (31)	Int3: 1:14.57 (34)	Int4: 1:29.33 (38)	Fin: 1:46.41 (37)	I1-I2: 27.03 (40)	I2-I3: 19.55 (46)	I3-I4: 14.76 (51)	I4-Fin: 17.08 (37)	0.18	1.28	1.66	2.09	2.37	61.25	Sp1: 88.95 (23)	Sp2: 119.50 (43)	Sp3: 116.47 (52)	Sp4: 110.60 (42)	Avg.: 93.04
5	KROELL Klaus	AUT	Int1: 28.33 (42)	Int2: 55.84 (58)	Int3: 1:14.96 (44)	Int4: 1:29.66 (45)	Fin: 1:46.53 (40)	I1-I2: 27.51 (60)	I2-I3: 19.12 (14)	I3-I4: 14.70 (40)	I4-Fin: 16.87 (13)	0.52	2.10	2.05	2.42	2.49	64.28	Sp1: 88.34 (37)	Sp2: 121.90 (15)	Sp3: 118.29 (15)	Sp4: 111.70 (30)	Avg.: 92.93
6	FILL Peter	ITA	Int1: 27.81 (1)	Int2: 53.87 (2)	Int3: 1:12.91 (1)	Int4: 1:27.24 (1)	Fin: 1:44.32 (4)	I1-I2: 26.06 (4)	I2-I3: 19.04 (10)	I3-I4: 14.33 (6)	I4-Fin: 17.08 (37)	0.00	0.13	0.00	0.00	0.28	7.38	Sp1: 88.23 (39)	Sp2: 123.00 (7)	Sp3: 118.03 (18)	Sp4: 111.10 (38)	Avg.: 94.90
7	STREITBERGER Georg	AUT	Int1: 28.18 (29)	Int2: 54.71 (19)	Int3: 1:13.70 (13)	Int4: 1:28.09 (13)	Fin: 1:45.13 (14)	I1-I2: 26.53 (15)	I2-I3: 18.99 (7)	I3-I4: 14.39 (11)	I4-Fin: 17.04 (30)	0.37	0.97	0.79	0.85	1.09	28.51	Sp1: 91.29 (2)	Sp2: 124.40 (1)	Sp3: 117.39 (37)	Sp4: 113.60 (16)	Avg.: 94.17
8	JANKA Carlo	SUI	Int1: 28.41 (53)	Int2: 53.87 (2)	Int3: 1:13.15 (4)	Int4: 1:27.53 (3)	Fin: 1:44.29 (2)	I1-I2: 25.46 (1)	I2-I3: 19.28 (25)	I3-I4: 14.38 (10)	I4-Fin: 16.76 (6)	0.60	0.13	0.24	0.29	0.25	6.59	Sp1: 88.69 (28)	Sp2: 123.40 (3)	Sp3: 118.75 (10)	Sp4: 114.50 (7)	Avg.: 94.93



PERFORMANCE ANALYSIS 2 TRAINING 1

Number of Competitors: 76

Bib	Name	Nation	Positions			Partials			Difference		Speed											
			Pos.	Time	Rank	Pos.	Time	Rank	Time	Dist(m)	Pos.	Km/h	Rank									
9	FRANZ Max	AUT	Int1: 28.07 (14)	Int2: 54.17 (5)	Int3: 1:13.20 (5)	Int4: 1:27.77 (7)	Fin: 1:44.83 (11)	I1-I2: 26.10 (5)	I2-I3: 19.03 (9)	I3-I4: 14.57 (25)	I4-Fin: 17.06 (34)	0.26	0.43	0.29	0.53	0.79	20.72	Sp1: 89.80 (10)	Sp2: 122.50 (12)	Sp3: 118.64 (11)	Sp4: 112.40 (25)	Avg.: 94.44
10	FAYED Guillermo	FRA	Int1: 28.15 (25)	Int2: 54.49 (9)	Int3: 1:13.53 (10)	Int4: 1:27.64 (5)	Fin: 1:44.35 (5)	I1-I2: 26.34 (9)	I2-I3: 19.04 (10)	I3-I4: 14.11 (1)	I4-Fin: 16.71 (2)	0.34	0.75	0.62	0.40	0.31	8.17	Sp1: 87.97 (43)	Sp2: 123.20 (4)	Sp3: 117.45 (35)	Sp4: 117.50 (1)	Avg.: 94.87
11	PARIS Dominik	ITA	Int1: 28.08 (16)	Int2: 54.98 (30)	Int3: 1:13.93 (19)	Int4: 1:28.75 (21)	Fin: 1:45.76 (22)	I1-I2: 26.90 (36)	I2-I3: 18.95 (4)	I3-I4: 14.82 (59)	I4-Fin: 17.01 (26)	0.27	1.24	1.02	1.51	1.72	44.72	Sp1: 88.74 (27)	Sp2: 121.80 (16)	Sp3: 117.67 (27)	Sp4: 110.20 (47)	Avg.: 93.61
12	REICHELTH Hannes	AUT	Int1: 27.99 (10)	Int2: 54.43 (8)	Int3: 1:13.61 (11)	Int4: 1:27.87 (9)	Fin: 1:44.65 (7)	I1-I2: 26.44 (13)	I2-I3: 19.18 (17)	I3-I4: 14.26 (2)	I4-Fin: 16.78 (7)	0.18	0.69	0.70	0.63	0.61	16.03	Sp1: 88.75 (26)	Sp2: 120.00 (34)	Sp3: 117.66 (28)	Sp4: 114.20 (10)	Avg.: 94.60
13	GANONG Travis	USA	Int1: 28.40 (50)	Int2: 55.33 (39)	Int3: 1:14.87 (40)	Int4: 1:29.56 (42)	Fin: 1:46.44 (38)	I1-I2: 26.93 (38)	I2-I3: 19.54 (45)	I3-I4: 14.69 (39)	I4-Fin: 16.88 (15)	0.59	1.59	1.96	2.32	2.40	62.01	Sp1: 87.95 (44)	Sp2: 117.10 (63)	Sp3: 117.64 (29)	Sp4: 114.80 (6)	Avg.: 93.01
14	MAYER Matthias	AUT	Int1: 28.20 (32)	Int2: 54.63 (14)	Int3: 1:13.49 (8)	Int4: 1:27.98 (11)	Fin: 1:44.79 (10)	I1-I2: 26.43 (11)	I2-I3: 18.86 (1)	I3-I4: 14.49 (19)	I4-Fin: 16.81 (8)	0.39	0.89	0.58	0.74	0.75	19.68	Sp1: 88.31 (38)	Sp2: 122.80 (8)	Sp3: 117.35 (41)	Sp4: 112.70 (23)	Avg.: 94.47
15	GUAY Erik	CAN	Int1: 28.01 (12)	Int2: 54.70 (18)	Int3: 1:14.43 (32)	Int4: 1:28.85 (24)	Fin: 1:45.86 (24)	I1-I2: 26.69 (23)	I2-I3: 19.73 (56)	I3-I4: 14.42 (14)	I4-Fin: 17.01 (26)	0.20	0.96	1.52	1.61	1.82	47.28	Sp1: 86.74 (61)	Sp2: 118.00 (57)	Sp3: 118.40 (13)	Sp4: 114.50 (7)	Avg.: 93.52
16	JANSRUD Kjetil	NOR	Int1: 28.18 (29)	Int2: 54.00 (4)	Int3: 1:12.97 (2)	Int4: 1:27.33 (2)	Fin: 1:44.04 (1)	I1-I2: 25.82 (3)	I2-I3: 18.97 (5)	I3-I4: 14.36 (8)	I4-Fin: 16.71 (2)	0.37	0.26	0.06	0.09	0.00	0.00	Sp1: 89.06 (20)	Sp2: 122.60 (11)	Sp3: 117.80 (23)	Sp4: 115.30 (4)	Avg.: 95.16
17	KUENG Patrick	SUI	Int1: 28.40 (50)	Int2: 55.38 (43)	Int3: 1:14.62 (35)	Int4: 1:28.90 (26)	Fin: 1:45.74 (20)	I1-I2: 26.98 (39)	I2-I3: 19.24 (22)	I3-I4: 14.28 (4)	I4-Fin: 16.84 (10)	0.59	1.64	1.71	1.66	1.70	44.21	Sp1: 87.16 (54)	Sp2: 121.50 (23)	Sp3: 117.91 (20)	Sp4: 107.00 (66)	Avg.: 93.63
18	NYMAN Steven	USA	Int1: 27.86 (5)	Int2: 54.53 (10)	Int3: 1:13.72 (14)	Int4: 1:28.12 (14)	Fin: 1:44.83 (11)	I1-I2: 26.67 (22)	I2-I3: 19.19 (18)	I3-I4: 14.40 (12)	I4-Fin: 16.71 (2)	0.05	0.79	0.81	0.88	0.79	20.72	Sp1: 91.51 (1)	Sp2: 121.70 (19)	Sp3: 119.39 (3)	Sp4: 108.20 (61)	Avg.: 94.44



PERFORMANCE ANALYSIS 2 TRAINING 1

Number of Competitors: 76

Bib	Name	Nation	Positions			Partials			Difference		Speed											
			Pos.	Time	Rank	Pos.	Time	Rank	Time	Dist(m)	Pos.	Km/h	Rank									
19	BAUMANN Romed	AUT	Int1: 27.90 (6)	Int2: 54.59 (12)	Int3: 1:13.84 (15)	Int4: 1:28.54 (15)	Fin: 1:45.53 (16)	I1-I2: 26.69 (23)	I2-I3: 19.25 (24)	I3-I4: 14.70 (40)	I4-Fin: 16.99 (25)	0.09	0.85	0.93	1.30	1.49	38.83	Sp1: 88.85 (24)	Sp2: 119.60 (42)	Sp3: 117.23 (43)	Sp4: 107.90 (64)	Avg.: 93.81
20	SVINDAL Aksel Lund	NOR	Int1: 27.97 (8)	Int2: 54.33 (7)	Int3: 1:13.49 (8)	Int4: 1:27.85 (8)	Fin: 1:44.73 (9)	I1-I2: 26.36 (10)	I2-I3: 19.16 (16)	I3-I4: 14.36 (8)	I4-Fin: 16.88 (15)	0.16	0.59	0.58	0.61	0.69	18.12	Sp1: 91.20 (4)	Sp2: 121.70 (19)	Sp3: 118.26 (16)	Sp4: 104.00 (69)	Avg.: 94.53
21	HEEL Werner	ITA	Int1: 28.28 (39)	Int2: 55.89 (60)	Int3: 1:15.33 (55)	Int4: 1:29.77 (48)	Fin: 1:46.96 (48)	I1-I2: 27.61 (64)	I2-I3: 19.44 (37)	I3-I4: 14.44 (16)	I4-Fin: 17.19 (47)	0.47	2.15	2.42	2.53	2.92	75.07	Sp1: 88.12 (41)	Sp2: 119.40 (46)	Sp3: 119.32 (5)	Sp4: 111.60 (32)	Avg.: 92.56
22	SULLIVAN Marco	USA	Int1: 28.45 (56)	Int2: 55.58 (49)	Int3: 1:15.04 (47)	Int4: 1:29.70 (47)	Fin: 1:47.03 (50)	I1-I2: 27.13 (45)	I2-I3: 19.46 (39)	I3-I4: 14.66 (37)	I4-Fin: 17.33 (54)	0.64	1.84	2.13	2.46	2.99	76.82	Sp1: 86.93 (58)	Sp2: 118.80 (53)	Sp3: 117.53 (34)	Sp4: 112.70 (23)	Avg.: 92.50
23	BANK Ondrej	CZE	Int1: 28.65 (64)	Int2: 56.00 (62)	Int3: 1:15.38 (56)	Int4: 1:30.51 (64)	Fin: 1:48.07 (64)	I1-I2: 27.35 (58)	I2-I3: 19.38 (32)	I3-I4: 15.13 (65)	I4-Fin: 17.56 (63)	0.84	2.26	2.47	3.27	4.03	102.55	Sp1: 85.98 (66)	Sp2: 119.30 (47)	Sp3: 114.51 (66)	Sp4: 109.10 (58)	Avg.: 91.61
24	VILETTA Sandro	SUI	Int1: 28.49 (58)	Int2: 55.08 (36)	Int3: 1:14.40 (31)	Int4: 1:29.14 (35)	Fin: 1:46.57 (42)	I1-I2: 26.59 (18)	I2-I3: 19.32 (29)	I3-I4: 14.74 (48)	I4-Fin: 17.43 (58)	0.68	1.34	1.49	1.90	2.53	65.29	Sp1: 85.75 (68)	Sp2: 118.90 (52)	Sp3: 115.72 (59)	Sp4: 113.30 (18)	Avg.: 92.90
25	VARETONI Silvano	ITA	Int1: 28.38 (48)	Int2: 55.57 (48)	Int3: 1:15.03 (45)	Int4: 1:29.46 (40)	Fin: 1:46.90 (46)	I1-I2: 27.19 (51)	I2-I3: 19.46 (39)	I3-I4: 14.43 (15)	I4-Fin: 17.44 (60)	0.57	1.83	2.12	2.22	2.86	73.57	Sp1: 87.46 (50)	Sp2: 119.70 (41)	Sp3: 117.43 (36)	Sp4: 108.10 (63)	Avg.: 92.61
26	INNERHOFER Christof	ITA	Int1: 28.16 (26)	Int2: 54.66 (16)	Int3: 1:13.87 (16)	Int4: 1:28.57 (17)	Fin: 1:45.62 (18)	I1-I2: 26.50 (14)	I2-I3: 19.21 (20)	I3-I4: 14.70 (40)	I4-Fin: 17.05 (33)	0.35	0.92	0.96	1.33	1.58	41.14	Sp1: 88.56 (31)	Sp2: 121.50 (23)	Sp3: 116.80 (47)	Sp4: 113.40 (17)	Avg.: 93.73
27	KRIECHMAYR Vincent	AUT	Int1: 28.78 (67)	Int2: 55.91 (61)	Int3: 1:15.31 (54)	Int4: 1:30.12 (56)	Fin: 1:47.33 (52)	I1-I2: 27.13 (45)	I2-I3: 19.40 (34)	I3-I4: 14.81 (56)	I4-Fin: 17.21 (48)	0.97	2.17	2.40	2.88	3.29	84.30	Sp1: 86.07 (65)	Sp2: 120.80 (27)	Sp3: 115.01 (62)	Sp4: 109.10 (58)	Avg.: 92.24
28	THEAUX Adrien	FRA	Int1: 28.17 (28)	Int2: 54.75 (21)	Int3: 1:13.61 (11)	Int4: 1:28.06 (12)	Fin: 1:45.09 (13)	I1-I2: 26.58 (17)	I2-I3: 18.86 (1)	I3-I4: 14.45 (17)	I4-Fin: 17.03 (28)	0.36	1.01	0.70	0.82	1.05	27.48	Sp1: 88.64 (29)	Sp2: 121.80 (16)	Sp3: 117.82 (22)	Sp4: 109.10 (58)	Avg.: 94.20

PERFORMANCE ANALYSIS 2 TRAINING 1

Number of Competitors: 76

Bib	Name	Nation	Positions			Partials			Difference		Speed												
			Pos.	Time	Rank	Pos.	Time	Rank	Time	Dist(m)	Pos.	Km/h	Rank										
29	POISSON David	FRA	Int1: 28.61 (60)	Int2: 55.69 (51)	Int3: 1:14.79 (38)	Int4: 1:29.36 (39)	Fin: 1:46.24 (34)	I1-I2: 27.08 (42)	I2-I3: 19.10 (13)	I3-I4: 14.57 (25)	I4-Fin: 16.88 (15)	0.80		1.95	1.88	2.12	2.20	56.95	Sp1: 87.71 (49)	Sp2: 120.40 (30)	Sp3: 116.16 (54)	Sp4: 113.10 (20)	Avg.: 93.19
30	STRIEDINGER Otmar	AUT	Int1: 28.28 (39)	Int2: 55.37 (42)	Int3: 1:14.94 (43)	Int4: 1:29.51 (41)	Fin: 1:46.59 (43)	I1-I2: 27.09 (43)	I2-I3: 19.57 (47)	I3-I4: 14.57 (25)	I4-Fin: 17.08 (37)	0.47		1.63	2.03	2.27	2.55	65.79	Sp1: 87.13 (56)	Sp2: 120.00 (34)	Sp3: 115.62 (60)	Sp4: 110.00 (49)	Avg.: 92.88
31	LIGETY Ted	USA	Int1:	Int2:	Int3:	Int4:	Fin: DNS	I1-I2:	I2-I3:	I3-I4:	I4-Fin:								Sp1:	Sp2:	Sp3:	Sp4:	Avg.:
32	HIRSCHER Marcel	AUT	Int1: 28.79 (68)	Int2: 57.09 (70)	Int3: 1:17.05 (70)	Int4: 1:32.52 (71)	Fin: 1:50.81 (71)	I1-I2: 28.30 (70)	I2-I3: 19.96 (63)	I3-I4: 15.47 (70)	I4-Fin: 18.29 (70)	0.98		3.35	4.14	5.28	6.77	168.01	Sp1: 86.49 (62)	Sp2: 117.00 (64)	Sp3: 113.22 (71)	Sp4: 101.30 (71)	Avg.: 89.34
33	SPORN Andrej	SLO	Int1: 28.29 (41)	Int2: 55.55 (47)	Int3: 1:14.93 (42)	Int4: 1:29.59 (43)	Fin: 1:46.63 (44)	I1-I2: 27.26 (53)	I2-I3: 19.38 (32)	I3-I4: 14.66 (37)	I4-Fin: 17.04 (30)	0.48		1.81	2.02	2.35	2.59	66.80	Sp1: 88.57 (30)	Sp2: 124.30 (2)	Sp3: 117.57 (32)	Sp4: 111.20 (37)	Avg.: 92.84
34	WERRY Tyler	CAN	Int1: 28.44 (55)	Int2: 55.49 (44)	Int3: 1:15.72 (61)	Int4: 1:30.30 (60)	Fin: 1:47.62 (58)	I1-I2: 27.05 (41)	I2-I3: 20.23 (68)	I3-I4: 14.58 (29)	I4-Fin: 17.32 (52)	0.63		1.75	2.81	3.06	3.58	91.48	Sp1: 86.13 (64)	Sp2: 116.40 (66)	Sp3: 118.30 (14)	Sp4: 107.20 (65)	Avg.: 91.99
35	SCHWEIGER Patrick	AUT	Int1: 28.11 (19)	Int2: 55.03 (32)	Int3: 1:14.25 (25)	Int4: 1:28.89 (25)	Fin: 1:45.86 (24)	I1-I2: 26.92 (37)	I2-I3: 19.22 (21)	I3-I4: 14.64 (33)	I4-Fin: 16.97 (22)	0.30		1.29	1.34	1.65	1.82	47.28	Sp1: 90.12 (8)	Sp2: 119.80 (39)	Sp3: 117.74 (24)	Sp4: 112.80 (22)	Avg.: 93.52
36	WEIBRECHT Andrew	USA	Int1: 28.24 (36)	Int2: 54.87 (25)	Int3: 1:14.29 (26)	Int4: 1:28.94 (28)	Fin: 1:45.97 (29)	I1-I2: 26.63 (21)	I2-I3: 19.42 (35)	I3-I4: 14.65 (36)	I4-Fin: 17.03 (28)	0.43		1.13	1.38	1.70	1.93	50.08	Sp1: 87.84 (47)	Sp2: 121.70 (19)	Sp3: 116.54 (51)	Sp4: 109.30 (56)	Avg.: 93.42
37	GIRAUD MOINE Valentin	FRA	Int1: 28.12 (22)	Int2: 54.55 (11)	Int3: 1:14.13 (22)	Int4: 1:28.68 (19)	Fin: 1:45.74 (20)	I1-I2: 26.43 (11)	I2-I3: 19.58 (49)	I3-I4: 14.55 (21)	I4-Fin: 17.06 (34)	0.31		0.81	1.22	1.44	1.70	44.21	Sp1: 91.29 (2)	Sp2: 115.60 (68)	Sp3: 119.90 (1)	Sp4: 111.50 (34)	Avg.: 93.63
38	KOSI Klemen	SLO	Int1: 28.43 (54)	Int2: 55.17 (38)	Int3: 1:14.50 (33)	Int4: 1:29.29 (37)	Fin: 1:46.22 (33)	I1-I2: 26.74 (26)	I2-I3: 19.33 (30)	I3-I4: 14.79 (54)	I4-Fin: 16.93 (20)	0.62		1.43	1.59	2.05	2.18	56.44	Sp1: 86.79 (60)	Sp2: 119.30 (47)	Sp3: 117.38 (39)	Sp4: 113.30 (18)	Avg.: 93.20



PERFORMANCE ANALYSIS 2 TRAINING 1

Number of Competitors: 76

Bib	Name	Nation	Positions			Partials			Difference		Speed												
			Pos.	Time	Rank	Pos.	Time	Rank	Time	Dist(m)	Pos.	Km/h	Rank										
39	KLINE Bostjan	SLO	Int1: 28.08 (16)	Int2: 55.35 (41)	Int3: 1:14.79 (38)	Int4: 1:29.06 (33)	Fin: 1:46.50 (39)	I1-I2: 27.27 (54)	I2-I3: 19.44 (37)	I3-I4: 14.27 (3)	I4-Fin: 17.44 (60)	0.27		1.61	1.88	1.82	2.46	63.52	Sp1: 90.53 (6)	Sp2: 120.50 (29)	Sp3: 117.86 (21)	Sp4: 111.30 (36)	Avg.: 92.96
40	GOLDBERG Jared	USA	Int1: 28.22 (35)	Int2: 54.83 (22)	Int3: 1:14.36 (30)	Int4: 1:29.00 (30)	Fin: 1:45.87 (26)	I1-I2: 26.61 (20)	I2-I3: 19.53 (43)	I3-I4: 14.64 (33)	I4-Fin: 16.87 (13)	0.41		1.09	1.45	1.76	1.83	47.53	Sp1: 88.36 (36)	Sp2: 120.00 (34)	Sp3: 117.54 (33)	Sp4: 112.00 (28)	Avg.: 93.51
41	SANDER Andreas	GER	Int1: 27.84 (4)	Int2: 54.67 (17)	Int3: 1:13.91 (17)	Int4: 1:28.84 (23)	Fin: 1:45.90 (27)	I1-I2: 26.83 (32)	I2-I3: 19.24 (22)	I3-I4: 14.93 (61)	I4-Fin: 17.06 (34)	0.03		0.93	1.00	1.60	1.86	48.30	Sp1: 90.18 (7)	Sp2: 119.80 (39)	Sp3: 118.05 (17)	Sp4: 112.40 (25)	Avg.: 93.48
42	GIEZENDANNER Blaise	FRA	Int1: 28.37 (46)	Int2: 55.70 (52)	Int3: 1:15.12 (50)	Int4: 1:29.88 (51)	Fin: 1:46.72 (45)	I1-I2: 27.33 (57)	I2-I3: 19.42 (35)	I3-I4: 14.76 (51)	I4-Fin: 16.84 (10)	0.56		1.96	2.21	2.64	2.68	69.06	Sp1: 88.51 (33)	Sp2: 118.50 (55)	Sp3: 118.48 (12)	Sp4: 112.30 (27)	Avg.: 92.77
43	GISIN Marc	SUI	Int1: 28.35 (44)	Int2: 54.94 (28)	Int3: 1:14.88 (41)	Int4: 1:29.59 (43)	Fin: 1:46.53 (40)	I1-I2: 26.59 (18)	I2-I3: 19.94 (62)	I3-I4: 14.71 (43)	I4-Fin: 16.94 (21)	0.54		1.20	1.97	2.35	2.49	64.28	Sp1: 88.10 (42)	Sp2: 117.50 (59)	Sp3: 117.36 (40)	Sp4: 113.80 (12)	Avg.: 92.93
44	DRESSEN Thomas	GER	Int1: 28.63 (63)	Int2: 56.21 (63)	Int3: 1:15.83 (64)	Int4: 1:30.30 (60)	Fin: 1:47.43 (56)	I1-I2: 27.58 (62)	I2-I3: 19.62 (51)	I3-I4: 14.47 (18)	I4-Fin: 17.13 (43)	0.82		2.47	2.92	3.06	3.39	86.78	Sp1: 87.44 (51)	Sp2: 117.50 (59)	Sp3: 119.06 (8)	Sp4: 111.10 (38)	Avg.: 92.15
45	FRISCH Jeffrey	CAN	Int1: 28.37 (46)	Int2: 55.54 (46)	Int3: 1:15.22 (53)	Int4: 1:30.03 (55)	Fin: 1:47.41 (55)	I1-I2: 27.17 (49)	I2-I3: 19.68 (53)	I3-I4: 14.81 (56)	I4-Fin: 17.38 (56)	0.56		1.80	2.31	2.79	3.37	86.28	Sp1: 89.03 (21)	Sp2: 119.00 (51)	Sp3: 115.98 (57)	Sp4: 111.60 (32)	Avg.: 92.17
46	KLOTZ Siegmur	ITA	Int1: 28.57 (59)	Int2: 55.71 (53)	Int3: 1:15.20 (52)	Int4: 1:30.27 (58)	Fin: 1:47.69 (61)	I1-I2: 27.14 (47)	I2-I3: 19.49 (42)	I3-I4: 15.07 (63)	I4-Fin: 17.42 (57)	0.76		1.97	2.29	3.03	3.65	93.21	Sp1: 87.88 (46)	Sp2: 119.10 (50)	Sp3: 114.45 (67)	Sp4: 110.40 (45)	Avg.: 91.93
47	HUDEC Jan	CAN	Int1:	Int2:	Int3:	Int4:	Fin: DNS	I1-I2:	I2-I3:	I3-I4:	I4-Fin:								Sp1:	Sp2:	Sp3:	Sp4:	Avg.:
48	CATER Martin	SLO	Int1: 28.69 (65)	Int2:	Int3: 1:15.10 (49)	Int4: 1:29.69 (46)	Fin: 1:48.16 (65)	I1-I2:	I2-I3: 14.59 (30)	I3-I4: 18.47 (71)	I4-Fin:	0.88		2.19	2.45	4.12	104.75		Sp1: 87.16 (54)	Sp2:	Sp3: 116.03 (56)	Sp4: 110.10 (48)	Avg.: 91.53



PERFORMANCE ANALYSIS 2 TRAINING 1

Number of Competitors: 76

Bib	Name	Nation	Positions			Partials			Difference		Speed											
			Pos.	Time	Rank	Pos.	Time	Rank	Time	Dist(m)	Pos.	Km/h	Rank									
49	ROMAR Andreas	FIN	Int1: 28.11 (19)	Int2: 55.71 (53)	Int3: 1:15.70 (60)	Int4: 1:30.44 (63)	Fin: 1:47.65 (60)	I1-I2: 27.60 (63)	I2-I3: 19.99 (65)	I3-I4: 14.74 (48)	I4-Fin: 17.21 (48)	0.30	1.97	2.79	3.20	3.61	92.22	Sp1: 89.59 (12)	Sp2: 120.00 (34)	Sp3: 115.30 (61)	Sp4: 108.20 (61)	Avg.: 91.96
50	ZRNCIC DIM Natko	CRO	Int1: 28.71 (66)	Int2: 55.50 (45)	Int3: 1:15.07 (48)	Int4: 1:29.98 (53)	Fin: 1:47.02 (49)	I1-I2: 26.79 (30)	I2-I3: 19.57 (47)	I3-I4: 14.91 (60)	I4-Fin: 17.04 (30)	0.90	1.76	2.16	2.74	2.98	76.57	Sp1: 87.93 (45)	Sp2: 118.80 (53)	Sp3: 114.18 (68)	Sp4: 110.00 (49)	Avg.: 92.51
51	ROGER Brice	FRA	Int1: 28.19 (31)	Int2: 55.06 (35)	Int3: 1:14.08 (21)	Int4: 1:28.67 (18)	Fin: 1:45.53 (16)	I1-I2: 26.87 (33)	I2-I3: 19.02 (8)	I3-I4: 14.59 (30)	I4-Fin: 16.86 (12)	0.38	1.32	1.17	1.43	1.49	38.83	Sp1: 89.45 (14)	Sp2: 123.20 (4)	Sp3: 116.55 (49)	Sp4: 113.80 (12)	Avg.: 93.81
52	CASSE Mattia	ITA	Int1: 28.08 (16)	Int2: 54.96 (29)	Int3: 1:13.93 (19)	Int4: 1:29.14 (35)	Fin: 1:46.12 (30)	I1-I2: 26.88 (34)	I2-I3: 18.97 (5)	I3-I4: 15.21 (67)	I4-Fin: 16.98 (24)	0.27	1.22	1.02	1.90	2.08	53.90	Sp1: 88.52 (32)	Sp2: 122.70 (10)	Sp3: 117.26 (42)	Sp4: 115.20 (5)	Avg.: 93.29
53	MUZATON Maxence	FRA	Int1: 28.11 (19)	Int2: 54.87 (25)	Int3: 1:14.16 (23)	Int4: 1:28.56 (16)	Fin: 1:45.44 (15)	I1-I2: 26.76 (27)	I2-I3: 19.29 (26)	I3-I4: 14.40 (12)	I4-Fin: 16.88 (15)	0.30	1.13	1.25	1.32	1.40	36.51	Sp1: 89.11 (19)	Sp2: 123.20 (4)	Sp3: 119.34 (4)	Sp4: 113.80 (12)	Avg.: 93.89
54	BRANDNER Klaus	GER	Int1: 28.27 (37)	Int2: 55.04 (33)	Int3: 1:14.69 (36)	Int4: 1:29.04 (31)	Fin: 1:46.18 (32)	I1-I2: 26.77 (29)	I2-I3: 19.65 (52)	I3-I4: 14.35 (7)	I4-Fin: 17.14 (44)	0.46	1.30	1.78	1.80	2.14	55.42	Sp1: 88.80 (25)	Sp2: 120.00 (34)	Sp3: 119.57 (2)	Sp4: 113.80 (12)	Avg.: 93.24
55	MAPLE Wiley	USA	Int1:	Int2:	Int3:	Int4:	Fin: DNS	I1-I2:	I2-I3:	I3-I4:	I4-Fin:							Sp1:	Sp2:	Sp3:	Sp4:	Avg.:
56	MANI Nils	SUI	Int1: 28.61 (60)	Int2: 55.86 (59)	Int3: 1:15.75 (62)	Int4: 1:30.31 (62)	Fin: 1:47.63 (59)	I1-I2: 27.25 (52)	I2-I3: 19.89 (60)	I3-I4: 14.56 (22)	I4-Fin: 17.32 (52)	0.80	2.12	2.84	3.07	3.59	91.73	Sp1: 88.46 (34)	Sp2: 116.40 (66)	Sp3: 117.61 (30)	Sp4: 110.40 (45)	Avg.: 91.98
57	MARSAGLIA Matteo	ITA	Int1: 28.40 (50)	Int2: 55.16 (37)	Int3: 1:14.35 (28)	Int4: 1:28.91 (27)	Fin: 1:45.82 (23)	I1-I2: 26.76 (27)	I2-I3: 19.19 (18)	I3-I4: 14.56 (22)	I4-Fin: 16.91 (19)	0.59	1.42	1.44	1.67	1.78	46.26	Sp1: 88.40 (35)	Sp2: 120.80 (27)	Sp3: 117.13 (44)	Sp4: 113.00 (21)	Avg.: 93.56
58	KILDE Aleksander Aamodt	NOR	Int1: 27.97 (8)	Int2: 54.27 (6)	Int3: 1:13.42 (6)	Int4: 1:27.96 (10)	Fin: 1:44.71 (8)	I1-I2: 26.30 (7)	I2-I3: 19.15 (15)	I3-I4: 14.54 (20)	I4-Fin: 16.75 (5)	0.16	0.53	0.51	0.72	0.67	17.60	Sp1: 89.02 (22)	Sp2: 121.50 (23)	Sp3: 119.30 (6)	Sp4: 114.50 (7)	Avg.: 94.55



PERFORMANCE ANALYSIS 2 TRAINING 1

Number of Competitors: 76

Bib	Name	Nation	Positions			Partials			Difference		Speed											
			Pos.	Time	Rank	Pos.	Time	Rank	Time	Dist(m)	Pos.	Km/h	Rank									
59	PERKO Rok	SLO	Int1: 28.16 (26)	Int2: 55.04 (33)	Int3: 1:14.35 (28)	Int4: 1:29.08 (34)	Fin: 1:46.16 (31)	I1-I2: 26.88 (34)	I2-I3: 19.31 (28)	I3-I4: 14.73 (47)	I4-Fin: 17.08 (37)	0.35	1.30	1.44	1.84	2.12	54.92	Sp1: 89.18 (18)	Sp2: 121.70 (19)	Sp3: 116.55 (49)	Sp4: 114.00 (11)	Avg.: 93.26
60	SCHMED Fernando	SUI	Int1: 28.20 (32)	Int2: 55.73 (56)	Int3: 1:15.43 (57)	Int4: 1:29.99 (54)	Fin: 1:47.36 (53)	I1-I2: 27.53 (61)	I2-I3: 19.70 (55)	I3-I4: 14.56 (22)	I4-Fin: 17.37 (55)	0.39	1.99	2.52	2.75	3.32	85.04	Sp1: 88.18 (40)	Sp2: 117.20 (62)	Sp3: 117.72 (25)	Sp4: 110.50 (43)	Avg.: 92.21
61	SCHEIBER Florian	AUT	Int1: 27.83 (3)	Int2: 54.93 (27)	Int3: 1:14.29 (26)	Int4: 1:29.05 (32)	Fin: 1:46.27 (35)	I1-I2: 27.10 (44)	I2-I3: 19.36 (31)	I3-I4: 14.76 (51)	I4-Fin: 17.22 (50)	0.02	1.19	1.38	1.81	2.23	57.71	Sp1: 90.12 (8)	Sp2: 122.50 (12)	Sp3: 117.39 (37)	Sp4: 111.00 (41)	Avg.: 93.16
62	BENNETT Bryce	USA	Int1: 27.81 (1)	Int2: 54.63 (14)	Int3: 1:28.76 (22)	Int4: 1:45.94 (28)	Fin: 1:45.94 (28)	I1-I2: 26.82 (31)	I2-I3: 13-I4: 17.18 (46)	I4-Fin: 17.18 (46)	0.00	0.89	1.52	1.90	49.32	Sp1: 90.64 (5)	Sp2: 117.70 (58)	Sp3: 118.87 (9)	Sp4: 110.50 (43)	Avg.: 93.45		
63	BIESEMEYER Thomas	USA	Int1: 28.07 (14)	Int2: 55.34 (40)	Int3: 1:15.03 (45)	Int4: 1:29.84 (50)	Fin: 1:47.45 (57)	I1-I2: 27.27 (54)	I2-I3: 19.69 (54)	I3-I4: 14.81 (56)	I4-Fin: 17.61 (65)	0.26	1.60	2.12	2.60	3.41	87.27	Sp1: 87.84 (47)	Sp2: 120.40 (30)	Sp3: 117.05 (45)	Sp4: 109.40 (54)	Avg.: 92.14
64	TUMLER Thomas	SUI	Int1: 28.14 (24)	Int2: 54.71 (19)	Int3: 1:14.24 (24)	Int4: 1:28.96 (29)	Fin: 1:46.39 (36)	I1-I2: 26.57 (16)	I2-I3: 19.53 (43)	I3-I4: 14.72 (45)	I4-Fin: 17.43 (58)	0.33	0.97	1.33	1.72	2.35	60.74	Sp1: 87.04 (57)	Sp2: 119.50 (43)	Sp3: 115.93 (58)	Sp4: 109.80 (52)	Avg.: 93.05
65	VON APPEN Henrik	CHI	Int1: 28.36 (45)	Int2: 56.32 (66)	Int3: 1:16.06 (65)	Int4: 1:30.63 (65)	Fin: 1:47.71 (62)	I1-I2: 27.96 (68)	I2-I3: 19.74 (57)	I3-I4: 14.57 (25)	I4-Fin: 17.08 (37)	0.55	2.58	3.15	3.39	3.67	93.70	Sp1: 87.42 (52)	Sp2: 120.20 (32)	Sp3: 117.58 (31)	Sp4: 111.50 (34)	Avg.: 91.91
66	MERMILLOD BLONDIN Thomas	FRA	Int1: 27.94 (7)	Int2: 53.74 (1)	Int3: 1:13.03 (3)	Int4: 1:27.63 (4)	Fin: 1:44.44 (6)	I1-I2: 25.80 (2)	I2-I3: 19.29 (26)	I3-I4: 14.60 (32)	I4-Fin: 16.81 (8)	0.13	0.00	0.12	0.39	0.40	10.53	Sp1: 89.21 (17)	Sp2: 120.20 (32)	Sp3: 118.03 (18)	Sp4: 115.50 (3)	Avg.: 94.79
67	PRIDY Morgan	CAN	Int1: 28.47 (57)	Int2: 55.61 (50)	Int3: 1:15.53 (58)	Int4: 1:30.24 (57)	Fin: 1:47.38 (54)	I1-I2: 27.14 (47)	I2-I3: 19.92 (61)	I3-I4: 14.71 (43)	I4-Fin: 17.14 (44)	0.66	1.87	2.62	3.00	3.34	85.54	Sp1: 89.55 (13)	Sp2: 116.60 (65)	Sp3: 116.92 (46)	Sp4: 109.40 (54)	Avg.: 92.20
68	GENOUD Amaury	SUI	Int1: 29.06 (71)	Int2: 56.23 (64)	Int3: 1:16.34 (66)	Int4: 1:31.40 (68)	Fin: 1:49.18 (68)	I1-I2: 27.17 (49)	I2-I3: 20.11 (67)	I3-I4: 15.06 (62)	I4-Fin: 17.78 (68)	1.25	2.49	3.43	4.16	5.14	129.47	Sp1: 84.33 (71)	Sp2: 111.60 (70)	Sp3: 114.96 (63)	Sp4: 104.70 (68)	Avg.: 90.68



PERFORMANCE ANALYSIS 2 TRAINING 1

Number of Competitors: 76

Bib	Name	Nation	Positions			Partials			Difference		Speed		
			Pos.	Time	Rank	Pos.	Time	Rank	Time	Dist(m)	Pos.	Km/h	Rank
69	ULLRICH Max	CRO	Int1:	28.21 (34)		I1-I2:	28.11 (69)		0.40		Sp1:	89.27 (15)	
			Int2:	56.32 (66)		I2-I3:	20.09 (66)		2.58		Sp2:	118.30 (56)	
			Int3:	1:16.41 (68)		I3-I4:	14.75 (50)		3.50		Sp3:	116.58 (48)	
			Int4:	1:31.16 (67)		I4-Fin:	17.57 (64)		3.92		Sp4:	109.50 (53)	
			Fin:	1:48.73 (67)					4.69	118.62	Avg.:	91.05	
70	CAVIEZEL Gino	SUI	Int1:	28.87 (69)		I1-I2:	27.71 (65)		1.06		Sp1:	84.66 (69)	
			Int2:	56.58 (69)		I2-I3:	20.36 (69)		2.84		Sp2:	117.30 (61)	
			Int3:	1:16.94 (69)		I3-I4:	15.29 (69)		4.03		Sp3:	113.24 (70)	
			Int4:	1:32.23 (70)		I4-Fin:	17.95 (69)		4.99		Sp4:	103.70 (70)	
			Fin:	1:50.18 (70)					6.14	153.25	Avg.:	89.85	
71	ZAMPA Adam	SVK	Int1:			I1-I2:					Sp1:		
			Int2:			I2-I3:					Sp2:		
			Int3:			I3-I4:					Sp3:		
			Int4:			I4-Fin:					Sp4:		
			Fin:	DNS							Avg.:		
72	TRIKHICHEV Pavel	RUS	Int1:	28.12 (22)		I1-I2:	26.73 (25)		0.31		Sp1:	87.27 (53)	
			Int2:	54.85 (23)		I2-I3:	19.87 (59)		1.11		Sp2:	119.30 (47)	
			Int3:	1:14.72 (37)		I3-I4:	15.16 (66)		1.81		Sp3:	117.71 (26)	
			Int4:	1:29.88 (51)		I4-Fin:	17.26 (51)		2.64		Sp4:	111.70 (30)	
			Fin:	1:47.14 (51)					3.10	79.57	Avg.:	92.40	
73	JITLOFF Tim	USA	Int1:	28.04 (13)		I1-I2:	27.72 (66)		0.23		Sp1:	89.25 (16)	
			Int2:	55.76 (57)		I2-I3:	19.81 (58)		2.02		Sp2:	119.50 (43)	
			Int3:	1:15.57 (59)		I3-I4:	14.72 (45)		2.66		Sp3:	114.54 (65)	
			Int4:	1:30.29 (59)		I4-Fin:	17.62 (66)		3.05		Sp4:	109.30 (56)	
			Fin:	1:47.91 (63)					3.87	98.62	Avg.:	91.74	
74	TONETTI Riccardo	ITA	Int1:			I1-I2:					Sp1:		
			Int2:			I2-I3:					Sp2:		
			Int3:			I3-I4:					Sp3:		
			Int4:			I4-Fin:					Sp4:		
			Fin:	DNS							Avg.:		
75	DE ALIPRANDINI Luca	ITA	Int1:	28.34 (43)		I1-I2:	27.89 (67)		0.53		Sp1:	86.87 (59)	
			Int2:	56.23 (64)		I2-I3:	19.59 (50)		2.49		Sp2:	122.30 (14)	
			Int3:	1:15.82 (63)		I3-I4:	15.25 (68)		2.91		Sp3:	114.57 (64)	
			Int4:	1:31.07 (66)		I4-Fin:	17.52 (62)		3.83		Sp4:	106.50 (67)	
			Fin:	1:48.59 (66)					4.55	115.23	Avg.:	91.17	
76	ZAMPA Andreas	SVK	Int1:	29.05 (70)		I1-I2:	27.35 (58)		1.24		Sp1:	84.55 (70)	
			Int2:	56.40 (68)		I2-I3:	19.97 (64)		2.66		Sp2:	115.30 (69)	
			Int3:	1:16.37 (67)		I3-I4:	15.12 (64)		3.46		Sp3:	113.61 (69)	
			Int4:	1:31.49 (69)		I4-Fin:	17.73 (67)		4.25		Sp4:	110.00 (49)	
			Fin:	1:49.22 (69)					5.18	130.42	Avg.:	90.64	

LEGEND							
Pos	Intermediate or Speed Position	Int2:	Intermediate 2	Sp1:	Speed Trap 1	Sp4:	Speed Trap 4
Avg.	Average Speed for the race	Int3:	Intermediate 3	Sp2:	Speed Trap 2	DNS	Did Not Start
Dist(m)	Distance behind the first	Int4:	Intermediate 4	Sp3:	Speed Trap 3	Fin:	Finish
Int1:	Intermediate 1						

